



**YAMAHA**

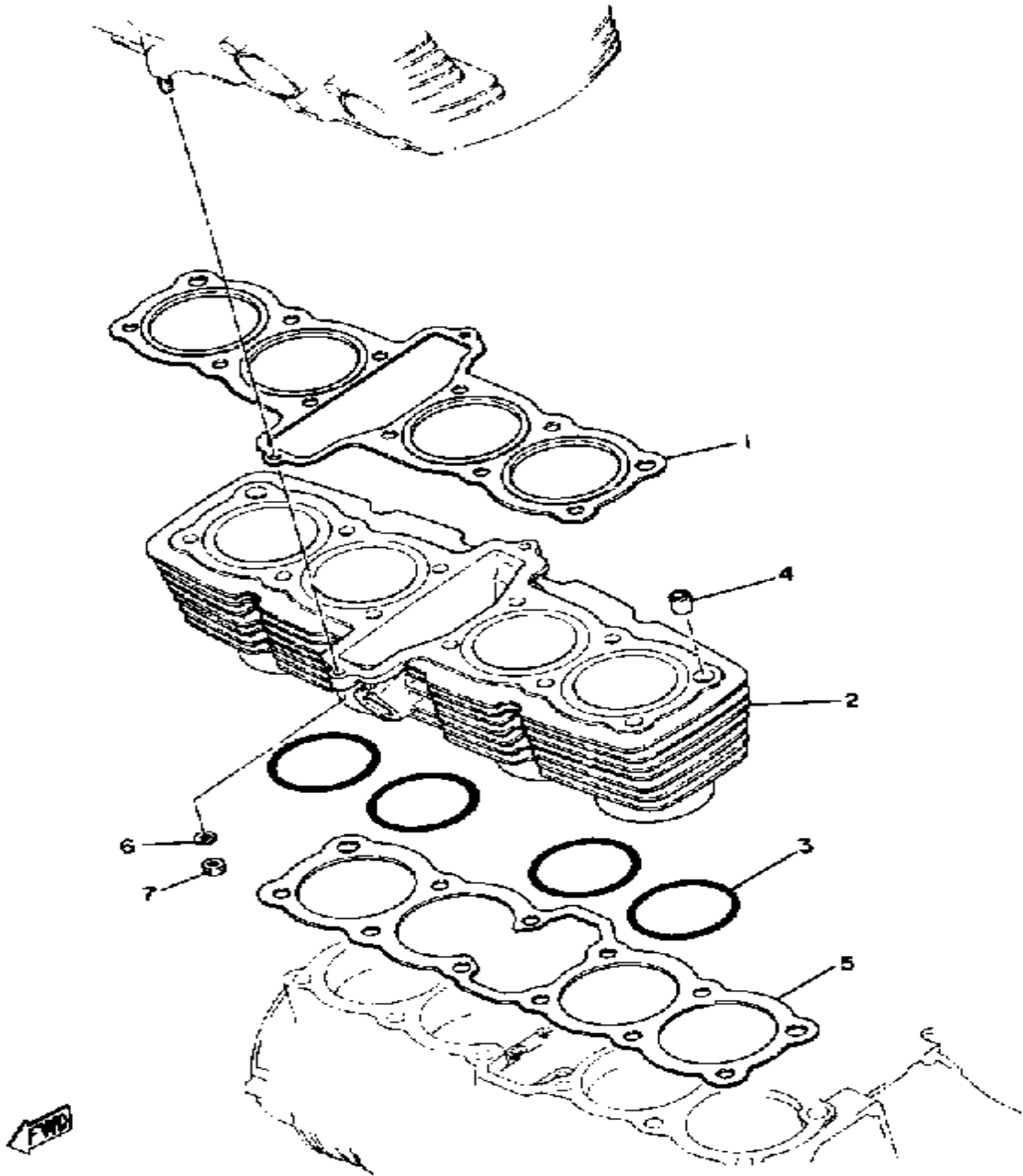
**GENUINE**

**PARTS CATALOGUE**

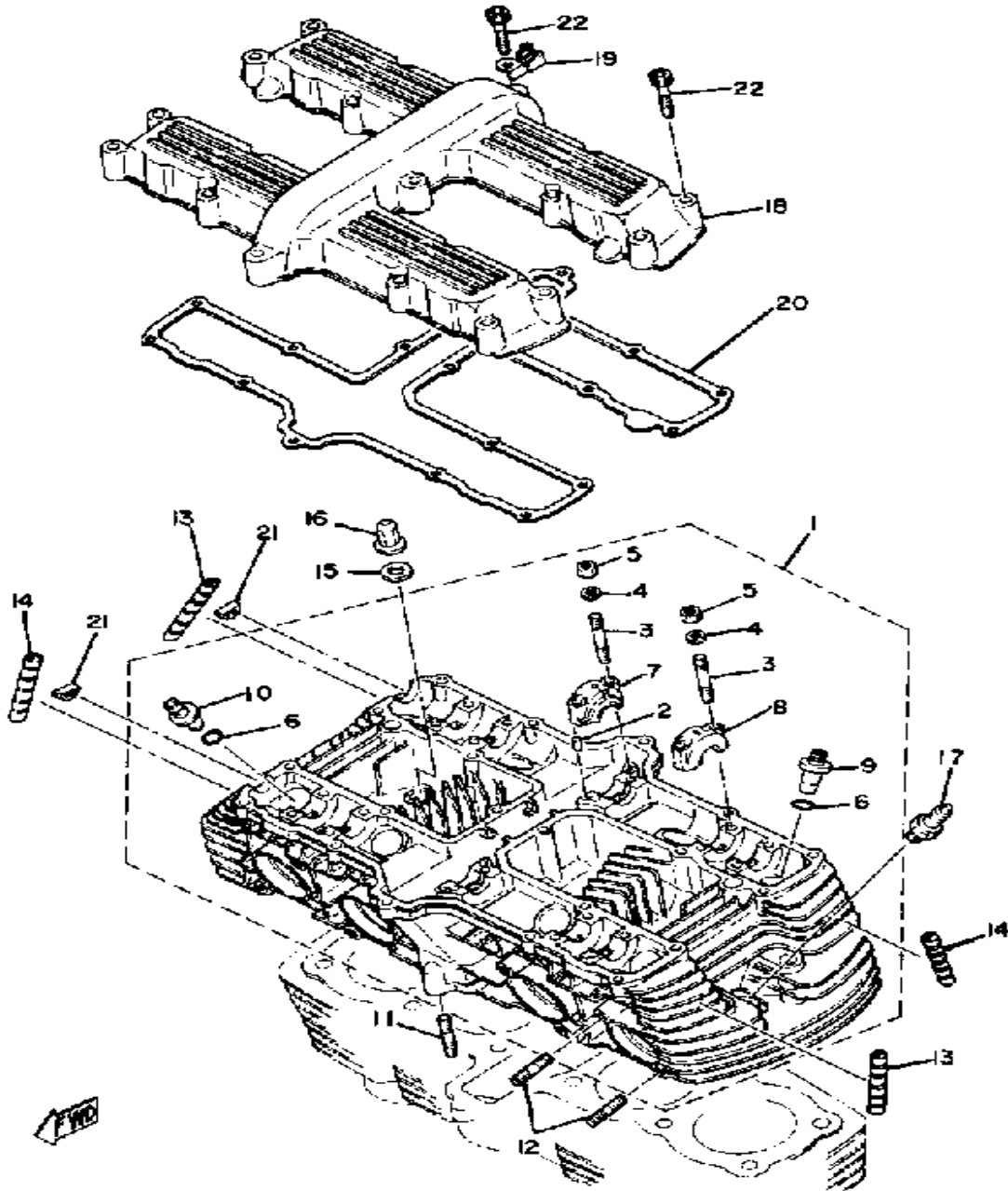
**MOTORCYCLE**

# CYLINDER

Ref. No.	Part Number	Description	Qty	Remarks
1	2H7-11181-02-00	GASKET, CYLINDER HEAD 1	1	
2	(4H3-11310-00-00)	CYLINDER	1	
3	93210-77363-00	O-RING	4	
4	99530-14016-00	PIN, DOWEL	2	
5	2H7-11351-01-00	GASKET, CYLINDER	1	
6	90201-084G3-00	WASHER, PLATE	2	
7	95336-08600-00	NUT	2	

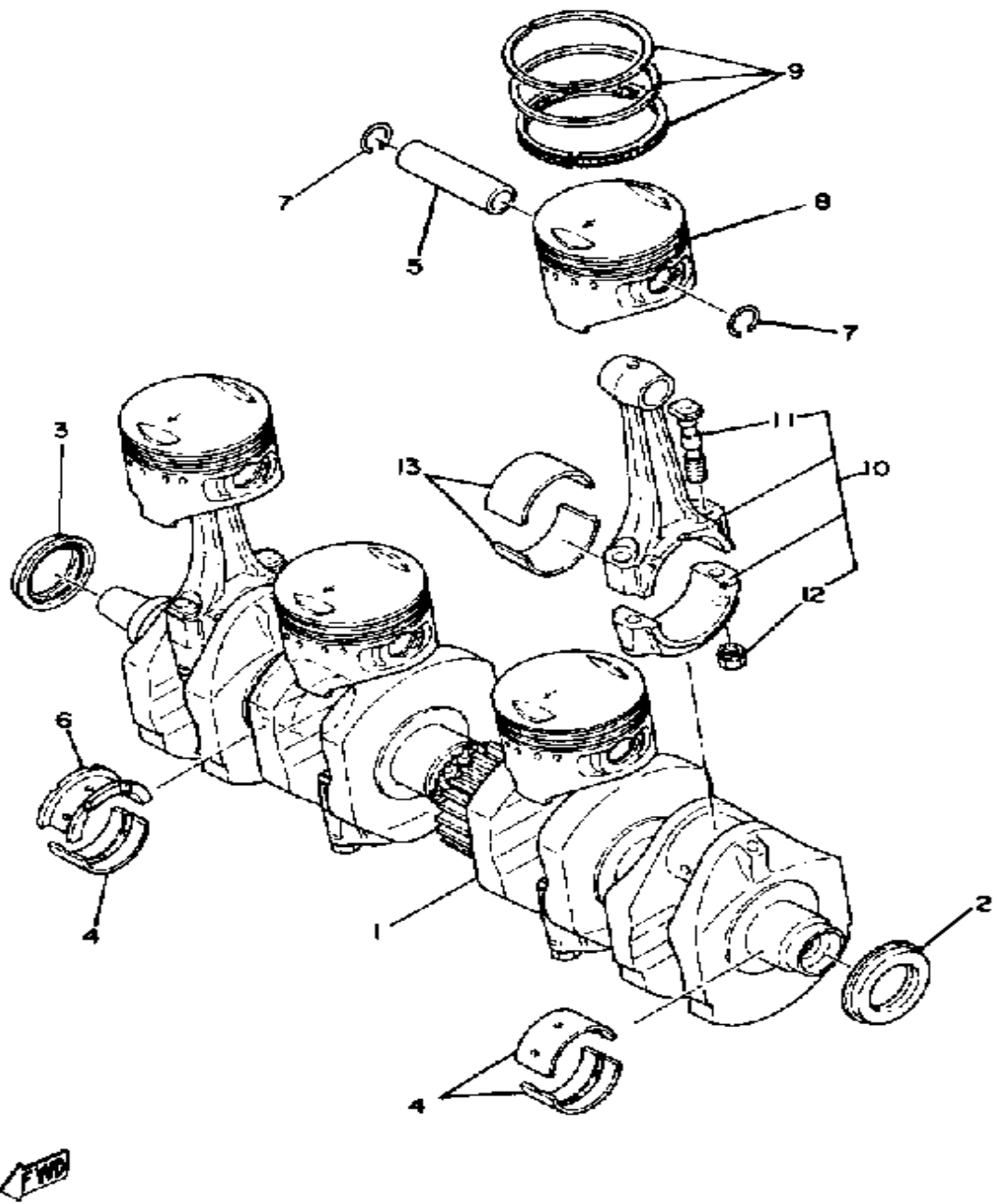


# CYLINDER HEAD



Ref. No.	Part Number	Description	Qty	Remarks
1	(4H3-Y1111-00-00)	CYLINDER HEAD ASSEMBLY	1	
2	93603-09004-00	. PIN, DOWEL	4	
3	90116-06228-00	. BOLT, STUD	20	
4	92901-06600-00	. WASHER	20	
5	95380-06600-00	. NUT	20	
6	93210-11313-00	. O-RING	8	
7	1J7-12173-10-00	. CAP, CAMSHAFT 1	2	
8	1J7-12183-10-00	. CAP, CAMSHAFT 2	8	
9	1J7-11133-10-00	. GDE, INTK VLV 1 O/S	4	
10	1J7-11134-10-00	. GDE, EXST VLV 1 O/S	4	
11	90116-08161-00	BOLT, STUD	2	
12	95621-08615-00	BOLT, STUD	8	
13	2H7-11161-00-00	ABSORBER 1	2	
14	(2H7-11162-00-00)	ABSORBER 2	2	
15	90201-10131-00	WASHER, PLATE	12	
16	90176-10033-00	NUT, CROWN	12	
17	NGK-BP6ES-00-00	NGK BP6ES 4PK (94701-00000-04)	4	
18	4H3-11191-00-00	COVER, CYLINDER.HEAD 1	1	
19	90465-10129-00	CLAMP	1	
20	2H7-11193-00-00	GASKET, HD.COVER 1	1	
21	1J7-11138-00-00	PLUG	2	
22	91316-06035-00	BOLT	20	

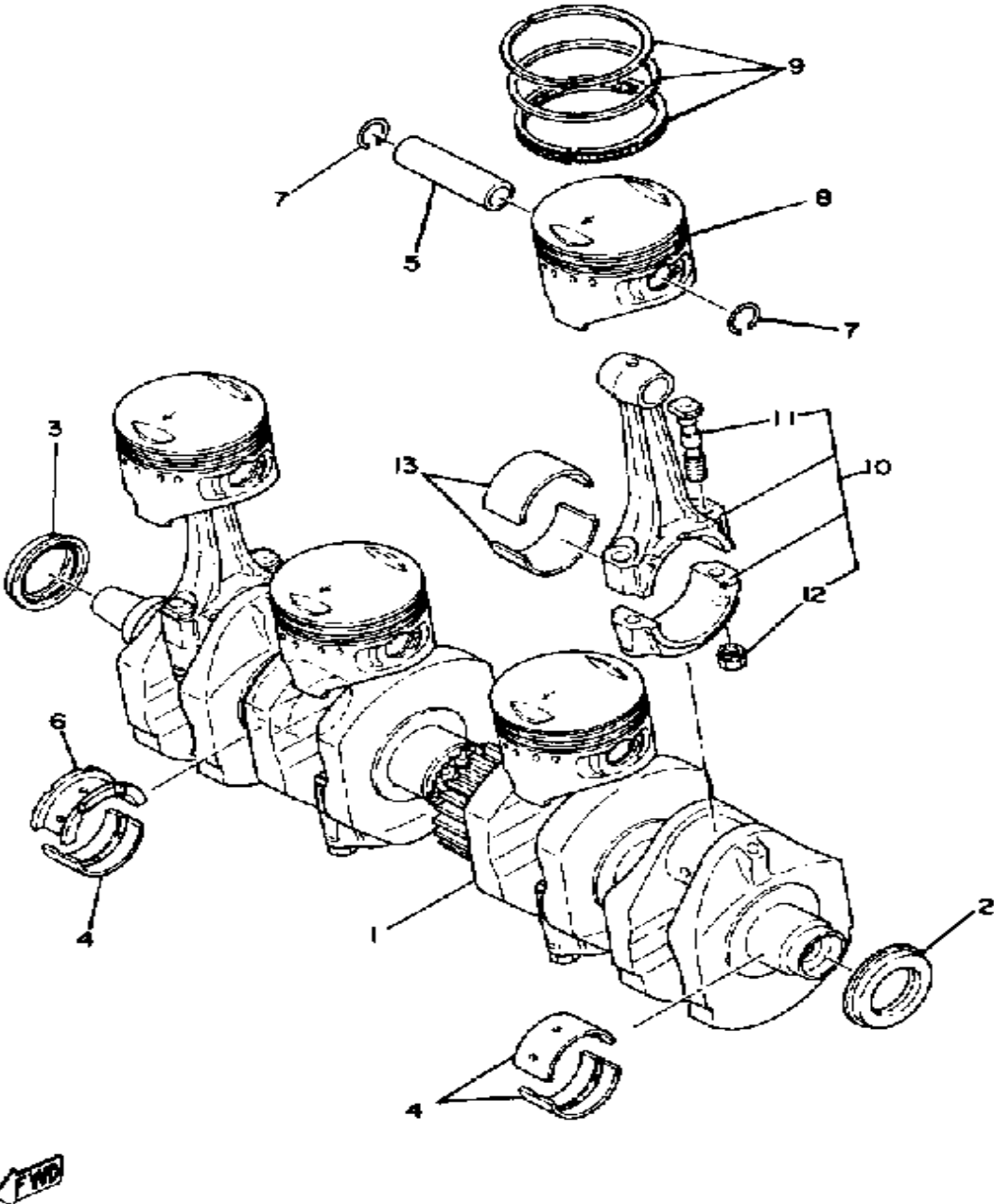
# CRANKSHAFT-PISTON



Ref. No.	Part Number	Description	Qty	Remarks
1	2H7-11411-02-00	CRANKSHAFT	1	
2	93101-32087-00	OIL SEAL, S-TYPE	1	
3	93101-32144-00	OIL SEAL	1	
4	2H7-11416-01-00	PLANE BRNG, CRSF 1CRANKSHAFT 1	9	U.R. BLUE
	2H7-11416-11-00	PLANE BRNG, CRSF 1CRANKSHAFT 1	9	U.R. BLACK
	2H7-11416-21-00	PLANE BRNG, CRSF 1CRANKSHAFT 1	9	U.R. BROWN
	2H7-11416-31-00	PLANE BRNG, CRSF 1CRANKSHAFT 1	9	U.R. GREEN
	2H7-11416-41-00	PLANE BRNG, CRSF 1CRANKSHAFT 1	9	U.R. YELLOW
5	2H7-11633-01-00	PIN, PISTON	4	
6	(2H7-11417-41-00)	PLANE BRNG, CRSF 2	1	U.R. YELLOW
	2H7-11417-11-00	PLANE BRNG, CRSF 2	1	U.R. BLACK
	2H7-11417-11-00	PLANE BRNG, CRSF 2	1	U.R. BLUE
	2H7-11417-31-00	PLANE BRNG, CRSF 2	1	U.R. BROWN
	2H7-11417-31-00	PLANE BRNG, CRSF 2	1	U.R. GREEN
7	90468-12069-00	CLIP	8	
8	(3H5-11638-00-00)	PISTON 4 O/S 1.0	4	ALTERNATE PART
	3H5-11631-00-46	PISTON STD	4	
	3H5-11635-00-00	PISTON 1 O/S 0.5	4	ALTERNATE PART
	3H5-11636-00-00	PISTON 2 O/S 0.0	4	ALTERNATE PART
	3H5-11637-00-00	PISTON 3 O/S 0.5	4	ALTERNATE PART
9	3J2-11610-00-00	PISTON RINGSET STD	4	
	3J2-11610-10-00	PISTON RINGSET 1ST	4	ALTERNATE PART
	3J2-11610-20-00	PISTON RINGSET 2ND	4	ALTERNATE PART
	3J2-11610-30-00	PISTON RINGSET 3RD	4	ALTERNATE PART
	3J2-11610-40-00	PISTON RINGSET 4TH	4	ALTERNATE PART

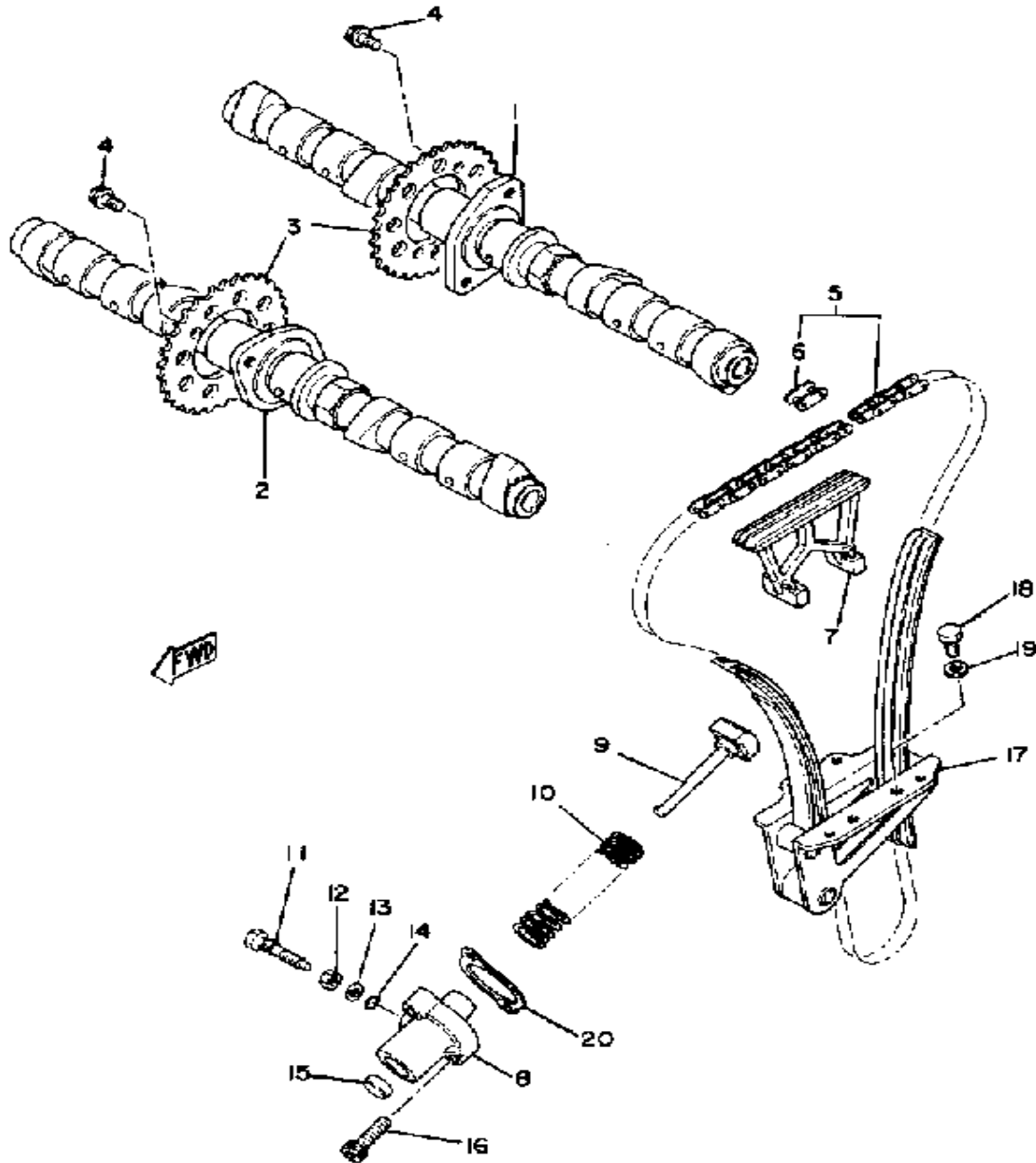
CONTINUED ON NEXT FRAME ➤

# CRANKSHAFT-PISTON



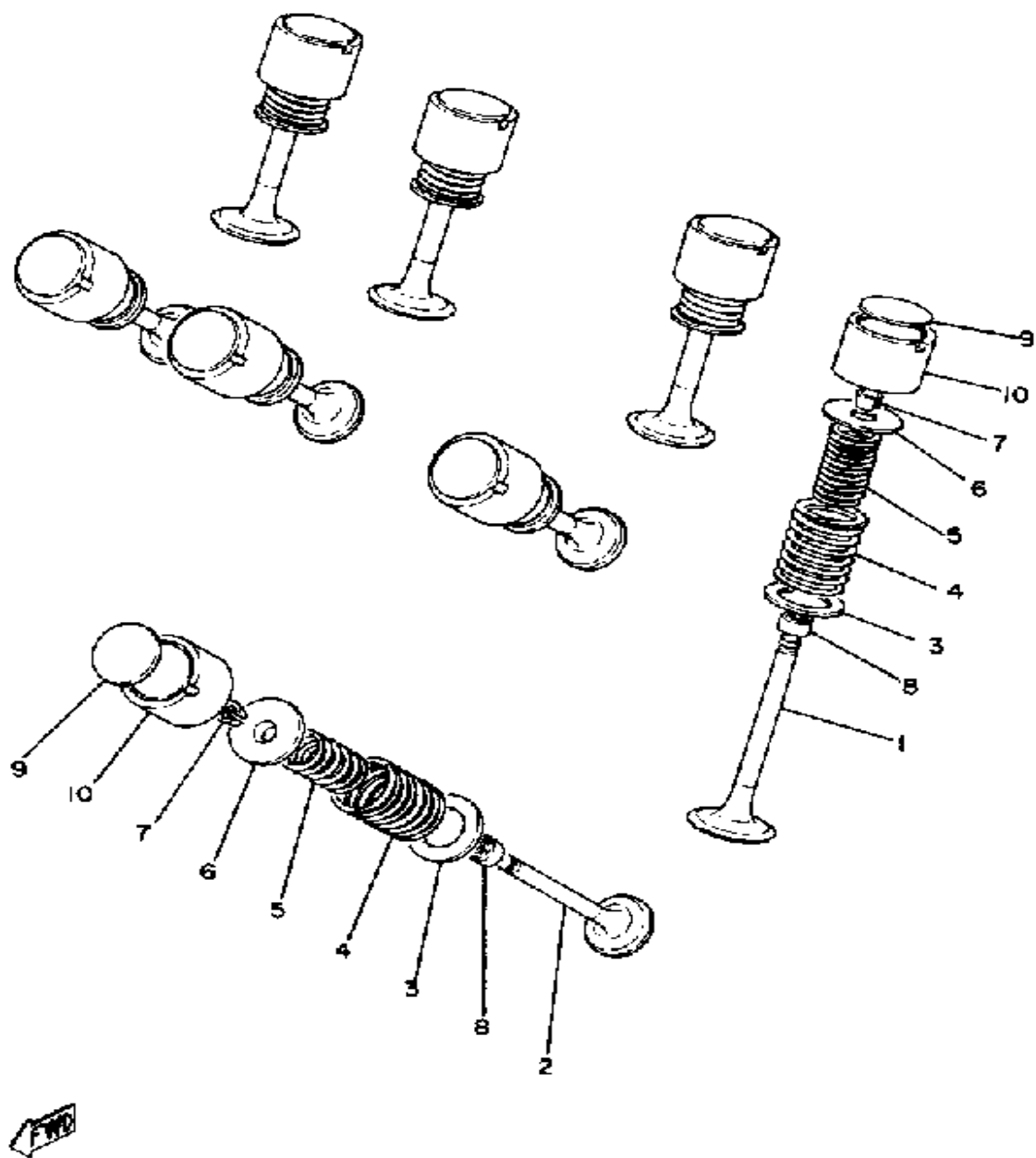
Ref. No.	Part Number	Description	Qty	Remarks
10	1J7-Y1165-01-00	CONNECTING ROD ASSEMBLY	4	
11	1J7-11654-00-00	. BOLT, CON ROD	2	
12	90170-09192-00	. NUT, HEXAGON	2	
13	2F3-11656-00-00	PLANE BRNG, CON ROD	8	U.R.äBLUE
	2F3-11656-10-00	PLANE BRNG, CON ROD	8	U.R.äBLACK
	2F3-11656-20-00	PLANE BRNG, CON ROD	8	U.R.äBROWN
	2F3-11656-30-00	PLANE BRNG, CON ROD	8	U.R.äGREEN
	2F3-11656-40-00	PLANE BRNG, CON ROD	8	

# CAMSHAFT-CHAIN



Ref. No.	Part Number	Description	Qty	Remarks
1	3H5-12171-01-00	CAMSHAFT 1 .....	1	
2	3H5-12181-01-00	CAMSHAFT 2 .....	1	
3	1L9-12176-00-00	SPROCKET, CAM CHAIN .....	2	
4	90105-07087-00	BOLT, WASHER BASED .....	4	
5	94500-02128-00	CHAIN .....	1	
6	94600-02001-00	. JOINT, CHAIN (BF05M) .....	1	TSUBAKIMOTO
7	2H7-12241-00-00	GUIDE, STOPPER 2 .....	1	
8	2H9-12212-00-00	CASE, CHAIN TENSNR .....	1	
9	2H7-12217-01-00	ROD, CHN TENSIONER .....	1	
10	90501-16493-00	SPRING, COMPRESSION .....	1	
11	90109-08442-00	BOLT .....	1	
12	95316-08700-00	NUT (2GV) .....	1	
13	92901-06600-00	WASHER .....	1	
14	93210-06632-00	O-RING .....	1	
15	90338-14004-00	PLUG, SPEC'L SHAPE .....	1	
16	91316-06025-00	BOLT .....	2	
17	2H7-12250-04-00	CHAIN DAMPER ASSEMBLY ..	1	
18	97011-06020-00	BOLT .....	4	
19	92901-06600-00	WASHER .....	4	
20	2H7-12213-00-00	GASKET, TENSNR CASE .....	1	

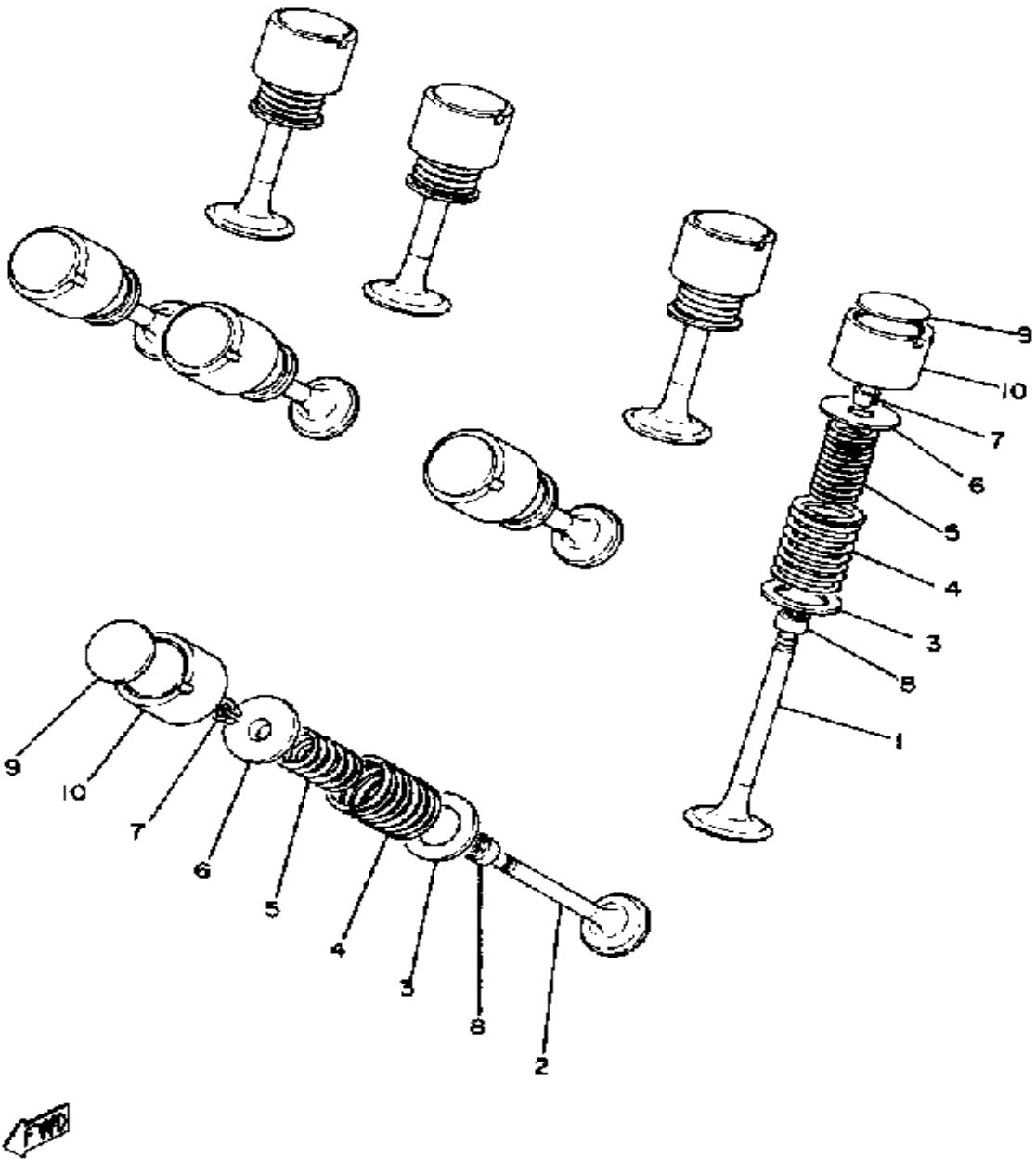
# VALVE



Ref. No.	Part Number	Description	Qty	Remarks
1	3H5-12111-01-00	VALVE, INTAKE 1 .....	4	
2	3H5-12121-00-00	VALVE, EXHAUST .....	4	
3	1J7-12116-00-00	SEAT, VALVE SPRING .....	8	
4	90501-39414-00	SPRING, COMPRESSION .....	8	
5	90501-28415-00	SPRING, COMPRESSION .....	8	
6	2F3-12117-00-00	RETAINER, VALVE SPRING ..	8	
7	1J7-12118-00-00	COTTER, VALVE .....	16	
8	1J7-12119-01-00	SEAL, VALVE STEM .....	8	
9	1J7-12169-01-00	PAD, ADJUSTING 2.00 (2.00) ..	8	U.R.
	1J7-12169-11-00	PAD, ADJUSTING 2.05 (2.05) ..	8	U.R.
	1J7-12169-21-00	PAD, ADJUSTING 2.10 (2.10) ..	8	U.R.
	1J7-12169-31-00	PAD, ADJUSTING 2.15 (2.15) ..	8	U.R.
	1J7-12169-41-00	PAD, ADJUSTING 2.20 (2.20) ..	8	U.R.
	1J7-12169-51-00	PAD, ADJUSTING 2.25 (2.25) ..	8	U.R.
	1J7-12169-61-00	PAD, ADJUSTING 2.30 (2.30) ..	8	U.R.
	1J7-12169-71-00	PAD, ADJUSTING 2.35 (2.35) ..	8	U.R.
	1J7-12169-81-00	PAD, ADJUSTING 2.40 (2.40) ..	8	U.R.
	1J7-12169-91-00	PAD, ADJUSTING 2.45 (2.45) ..	8	U.R.
	1J7-12169-A1-00	PAD, ADJUSTING 2.50 (2.50) ..	8	U.R.
	1J7-12169-E1-00	PAD, ADJUSTING 2.55 (2.55) ..	8	U.R.
	1J7-12169-F1-00	PAD, ADJUSTING 2.60 (2.60) ..	8	U.R.
	1J7-12169-G1-00	PAD, ADJUSTING 2.65 (2.65) ..	8	U.R.
	1J7-12169-H1-00	PAD, ADJUSTING 2.70 (2.70) ..	8	U.R.
	1J7-12169-J1-00	PAD, ADJUSTING 2.75 (2.75) ..	8	U.R.
	1J7-12169-K1-00	PAD, ADJUSTING 2.80 (2.80) ..	8	U.R.
	1J7-12169-L1-00	PAD, ADJUSTING 2.85 (2.85) ..	8	U.R.
	1J7-12169-M1-00	PAD, ADJUSTING 2.90 (2.90) ..	8	U.R.
	1J7-12169-N1-00	PAD, ADJUSTING 2.95 (2.95) ..	8	U.R.
	1J7-12169-R1-00	PAD, ADJUSTING 3.00 (3.00) ..	8	U.R.

CONTINUED ON NEXT FRAME ►

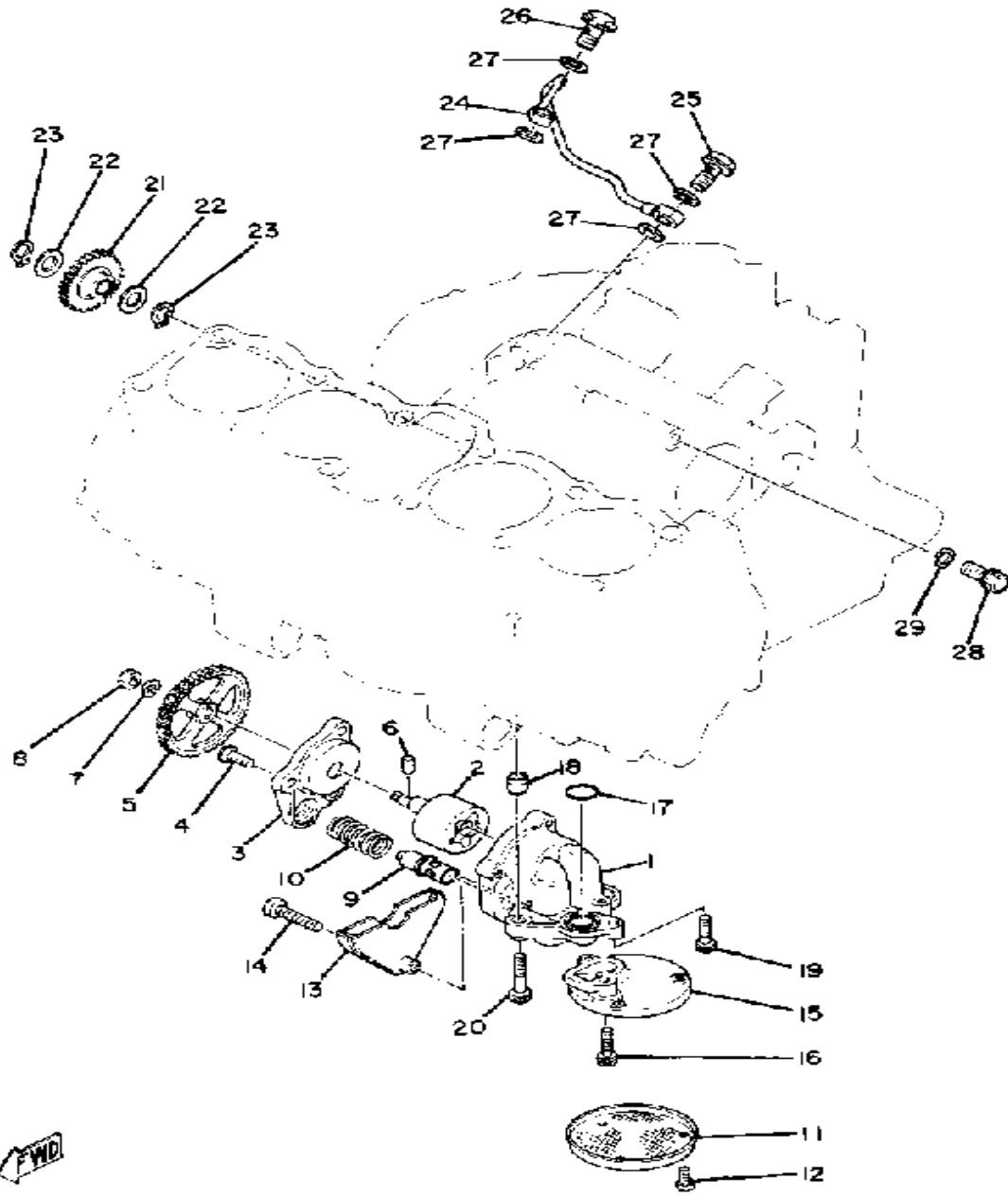
# VALVE



Ref. No.	Part Number	Description	Qty	Remarks
9	1J7-12169-T1-00	PAD, ADJUSTING 3.05 (3.05)	.. 8	U.R.
	1J7-12169-U1-00	PAD, ADJUSTING 3.10 (3.10)	.. 8	U.R.
	1J7-12169-V1-00	PAD, ADJUSTING 3.15 (3.15)	.. 8	U.R.
	1J7-12169-W1-00	PAD, ADJUSTING 3.20 (3.20)	.. 8	U.R.
10	31A-12153-00-E0	LIFTER, VALVE (4H7-12153-01)	8	

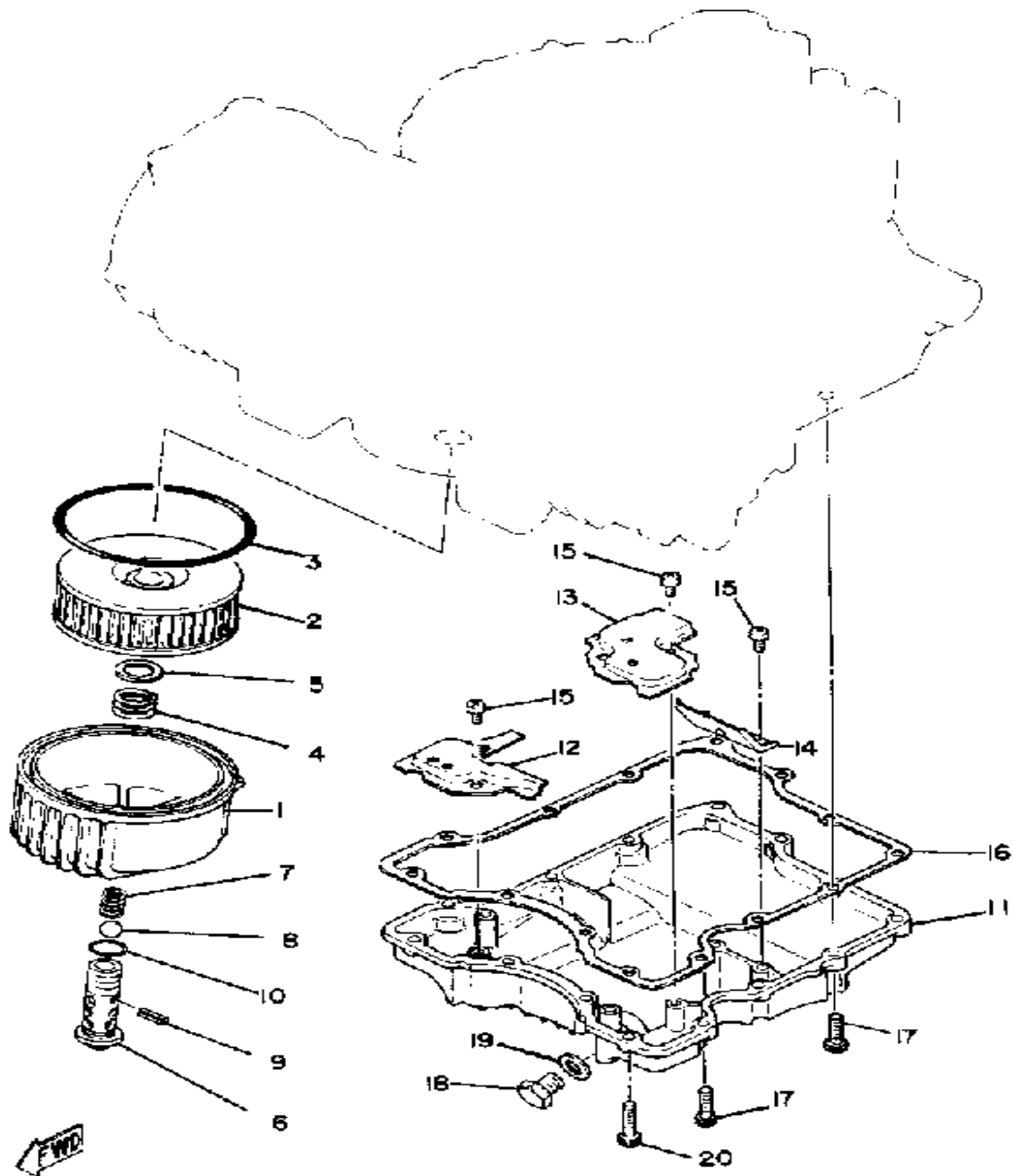


# OIL PUMP



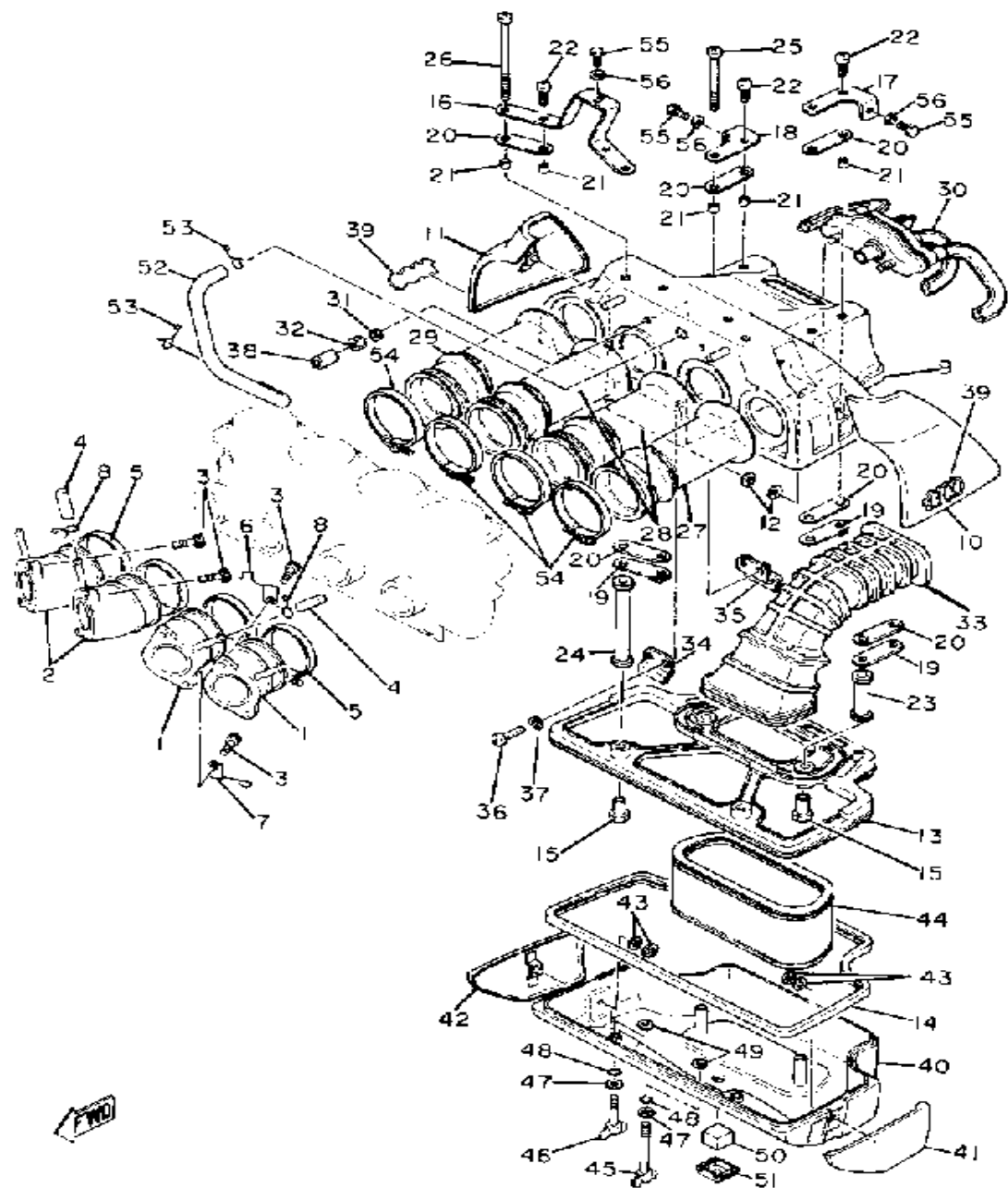
Ref. No.	Part Number	Description	Qty	Remarks
1	2H7-13336-00-00	HOUSING, ROTOR .....	1	
2	2H7-13330-00-00	PUMP SHAFT ASSEMBLY ....	1	
3	(2H7-13316-00-00)	COVER, PUMP .....	1	
4	90149-06126-00	SCREW, SPEC'L SHAPE ....	3	
5	2H7-13325-00-00	GEAR, PUMP DRIVEN .....	1	
6	93603-12007-00	PIN, DOWEL .....	1	
7	92995-06100-00	WASHER, SPRING .....	1	
8	95380-06600-00	NUT .....	1	
9	2H7-13483-00-00	PLUNGER, RELIEF .....	1	
10	90501-18499-00	SPRING, COMPRESSION .....	1	
11	2F3-13411-00-00	STRAINER, OIL .....	1	
12	98580-05012-00	SCREW, PAN HEAD .....	3	
13	(2H7-13327-00-00)	COVER, PUMP GEAR .....	1	
14	91316-06035-00	BOLT .....	1	
15	(2H7-13412-00-00)	HOUSING, STRAINER .....	1	
16	91316-06025-00	BOLT .....	2	
17	93210-18319-00	O-RING .....	1	
18	99510-10114-00	PIN, DOWEL .....	2	
19	91316-06025-00	BOLT .....	1	
20	91316-06035-00	BOLT .....	2	
21	2H7-13341-00-00	GEAR, OIL PUMP IDLE .....	1	
22	90201-12471-00	WASHER, PLATE .....	2	
23	99009-12400-00	CIRCLIP .....	2	
24	4H3-13161-00-00	PIPE, DELIVERY 1 .....	1	
25	(4H1-13165-00-00)	BOLT, BANJO .....	1	
26	(4H1-13166-00-00)	BOLT, BANJO .....	1	
27	90430-10171-00	GASKET .....	4	
28	90401-10051-00	BOLT, UNION .....	1	
29	90430-10171-00	GASKET .....	1	

# OIL CLEANER



Ref. No.	Part Number	Description	Qty	Remarks
1	2H7-13447-00-00	COVER, OIL ELEMENT	1	
2	1J7-13441-10-00	ELEMENT, OIL CLEANER	1	
3	93211-19413-00	O-RING	1	
4	90501-18433-00	SPRING, COMPRESSION	1	
5	90201-21608-00	WASHER, PLATE	1	
6	1J7-13340-00-00	BY-PASS VALVE ASSEMBLY	1	
7	90501-12413-00	SPRING, COMPRESSION	1	
8	93501-02018-00	BALL 1 2	1	
9	91609-20018-00	PIN, SPRING	1	
10	93210-16314-00	O-RING	1	
11	2H7-13417-00-00	COVER, STRAINER	1	
12	(2H7-13317-00-00)	PLATE, BAFFLE	1	
13	(2H7-13337-00-00)	PLATE, BAFFLE LOWER	1	
14	(2H7-13371-00-00)	PLATE	1	
15	98580-06012-00	SCREW, PAN HEAD	6	
16	2H7-13414-00-00	GASKET, STRNR COVER	1	
17	91316-06025-00	BOLT	10	
18	3VD-13455-00-00	PLUG	1	
19	214-11198-01-00	GASKET	1	
20	91316-06035-00	BOLT	4	

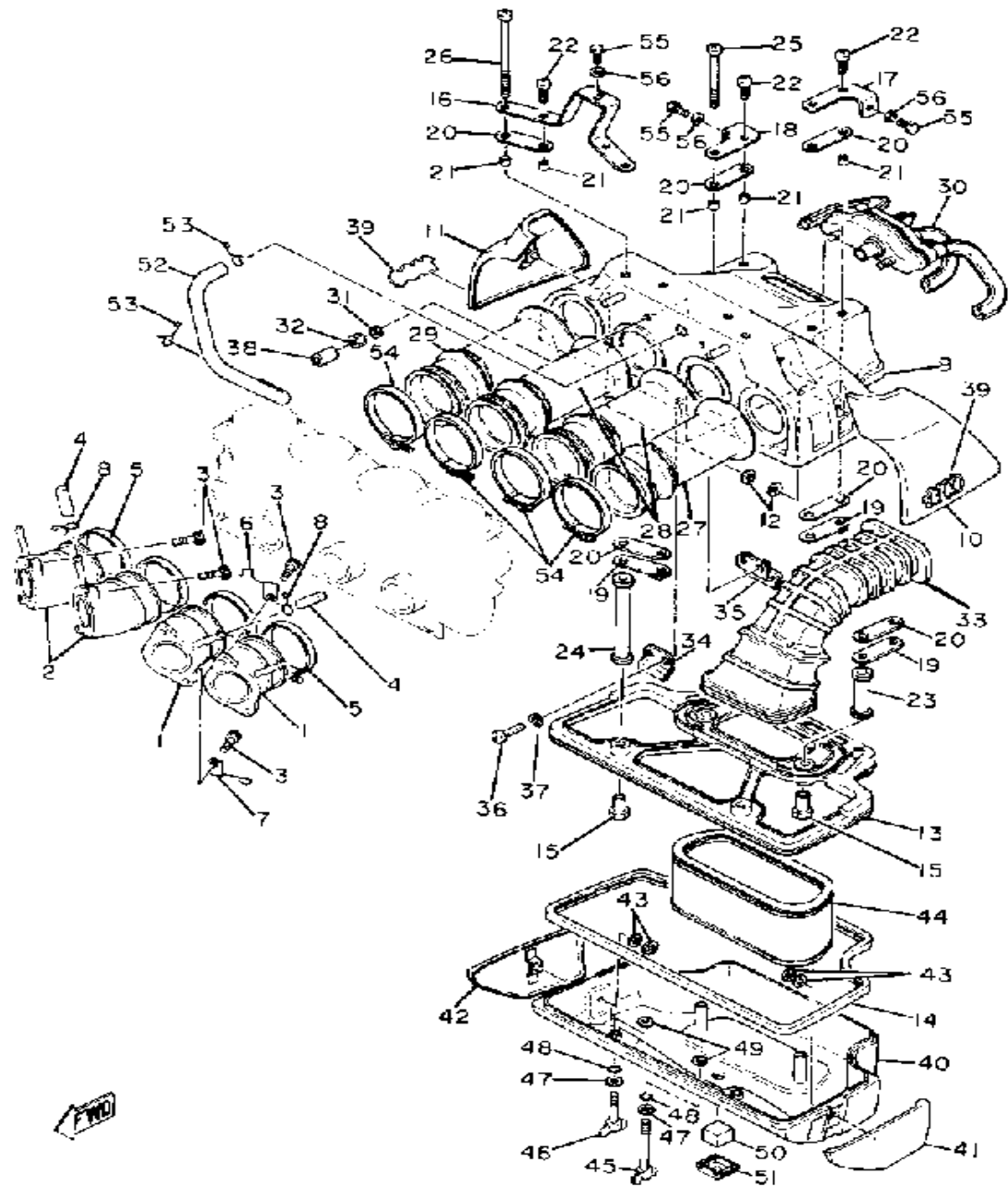
# INTAKE



Ref. No.	Part Number	Description	Qty	Remarks
1	2H7-13586-00-00	JOINT, CARBURETOR 1	2	
2	2H7-13596-00-00	JOINT, CARBURETOR 2	2	
3	91316-06020-00	BOLT, SOCKET HEAD	8	
4	16G-13569-00-00	PLUG, BLIND	3	
5	90460-54137-00	CLAMP, hose	4	
6	(90462-10038-00)	CLAMP	1	
7	(90462-10039-00)	CLAMP	1	
	90467-11028-00	CLIP	3	
9	3H5-14411-00-00	CASE, AIR CLEANER 1	1	
10	(4H3-1441A-00-00)	COVER, CLNR CASE 1	1	
11	(4H3-1441E-00-00)	COVER, CLNR CASE 2	1	
12	90183-05003-00	NUT, SPRING	4	
13	2H7-1441F-00-00	PARTN, AIR CLNR CS	1	
14	2H7-14457-02-00	SEAL	1	
15	90179-06250-00	NUT, SPEC'L SHAPE	4	
16	(2H7-14493-00-00)	STAY 1	1	
17	2H7-14498-00-00	STAY 1	1	
18	(2H7-14499-00-00)	STAY 2	1	
19	2H7-14484-00-00	PLATE, CLNR CS FTNG	4	
20	2H7-14452-01-00	SEAL	8	
21	90387-060A3-00	COLLAR	8	
22	98580-06018-00	SCREW, PAN HEAD	4	
23	2H7-14443-00-00	COLLAR	2	
24	90387-08641-00	COLLAR	2	
25	98501-06070-00	SCREW, PAN HEAD	2	
26	98501-06110-00	SCREW, PAN HEAD (92501-06110)	2	
27	2H7-14453-00-00	JOINT, AIR CLNR 1	1	
28	2H7-14463-00-00	JOINT, AIR CLNR 2	2	

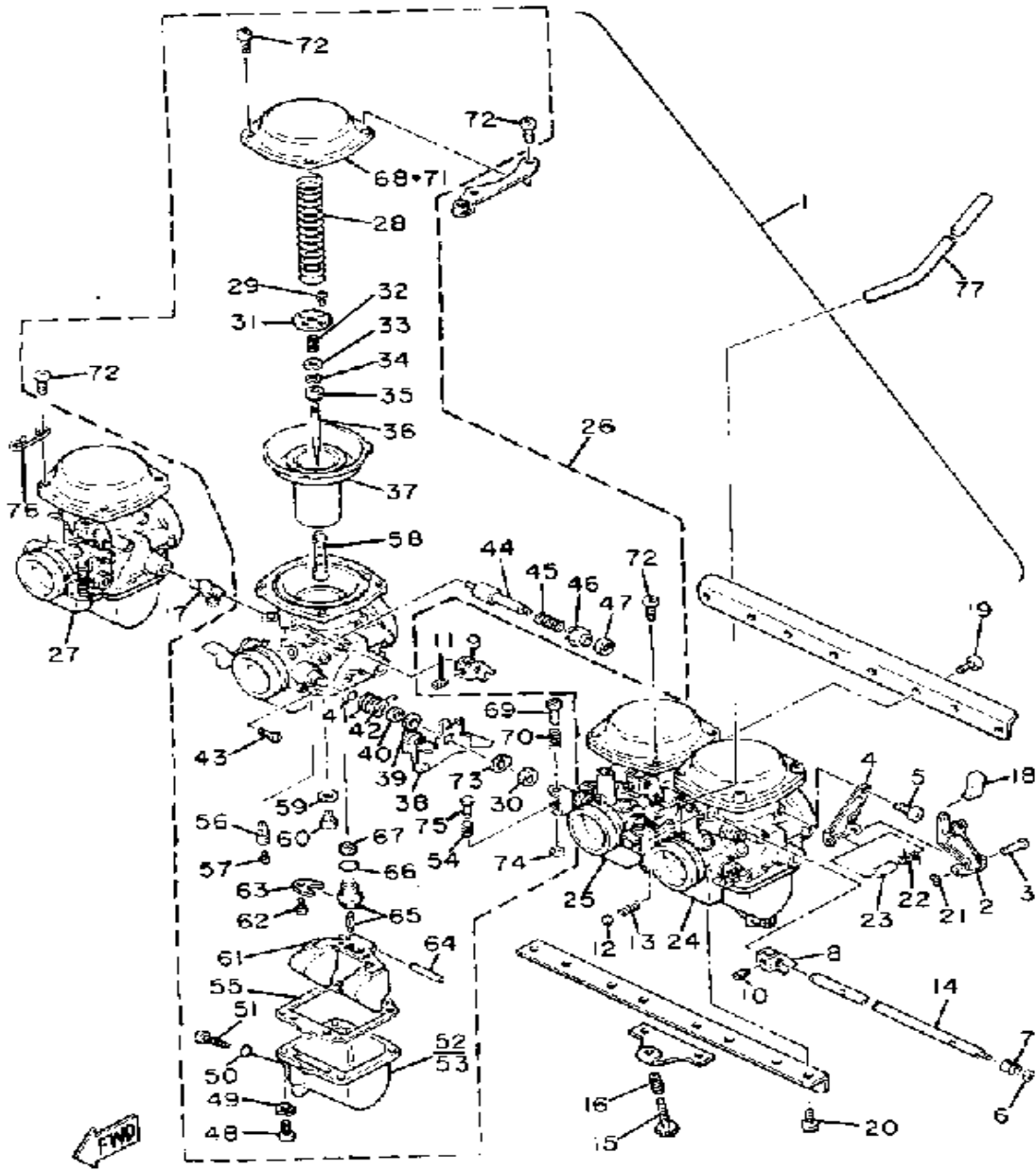
CONTINUED ON NEXT FRAME ►

# INTAKE



Ref. No.	Part Number	Description	Qty	Remarks
29	2H7-14454-00-00	JOINT .....	1	
30	2H7-14434-01-00	SEPARATOR, OIL .....	1	
31	92901-05600-00	WASHER, PLATE .....	2	
32	95311-05700-00	NUT .....	2	
33	2H7-14431-01-00	SILENCER, INTAKE 1 .....	1	
34	(2H7-1441G-00-00)	BINDER 1 .....	1	
35	(2H7-1441H-00-00)	BINDER 2 .....	1	
36	98580-05016-00	SCREW, PAN HEAD .....	2	
37	92990-05100-00	WASHER, SPRING .....	2	
38	(90446-09159-00)	HOSE .....	2	
39	4H3-1441K-00-00	EMBLEM .....	2	
40	2H7-14421-01-00	CASE, AIR CLEANER 2 .....	1	
41	(4H3-1442A-00-00)	COVER, CLNR CASE 3 .....	1	
42	4H3-1442E-00-00	COVER, CLNR CASE 4 .....	1	
43	90183-05003-00	NUT, SPRING .....	4	
44	2H7-14451-00-00	ELEMENT, AIR CLNR .....	1	
45	90122-06013-00	BOLT, WING .....	2	
46	90122-06012-00	BOLT, WING .....	2	
47	90201-06059-00	WASHER, PLATE .....	4	
48	93210-05098-00	O-RING .....	2	
49	90209-05182-00	WASHER, SPEC'L SHAP ....	4	
50	2H7-14462-10-00	SEAL .....	1	
51	2H7-14422-00-00	CAP, CLEANER CASE 2 .....	1	
52	2H7-11166-00-00	PIPE, BREATHER 1 .....	1	
53	90467-14015-00	CLIP .....	2	
54	90460-58015-00	CLAMP, HOSE .....	4	
55	97313-06016-00	BOLT, HEXAGON .....	3	
56	92901-06600-00	WASHER .....	3	

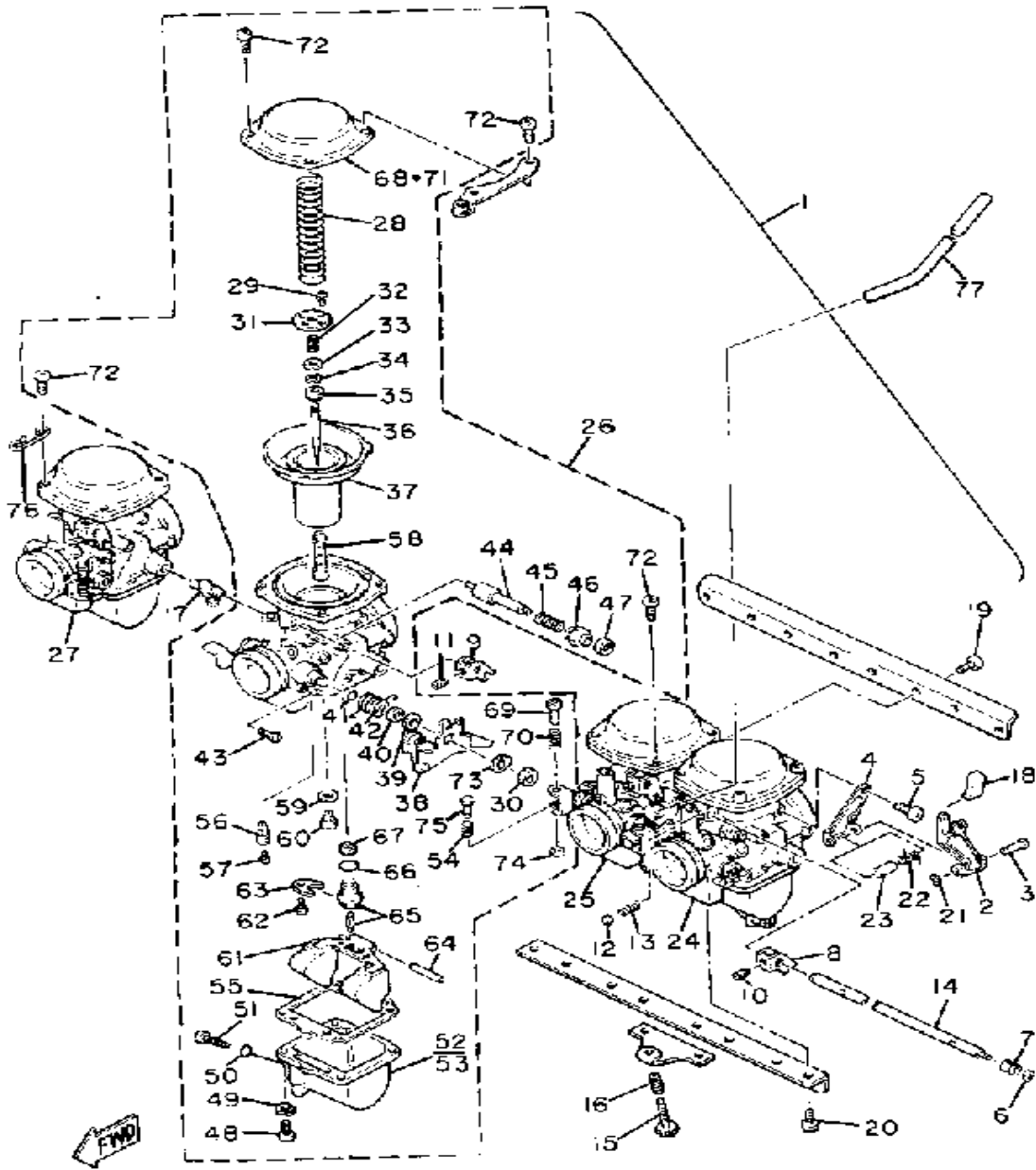
# CARBURETOR



Ref. No.	Part Number	Description	Qty	Remarks
1	2H7-15512-00-00	GEAR, IDLER 1	1	
2	4H3-14975-00-00	. LEVER, STARTER 1	1	
3	(4H3-14386-00-00)	PIN, FLOAT	1	
4	(4H3-14995-00-00)	BRACKET	1	
5	98506-04008-00	. SCREW, PAN HEAD	2	
6	737-14137-00-00	. CLIP	1	
7	(4H3-14998-00-00)	BUSH	1	
8	(4H3-14905-00-00)	LEVER, STARTER	2	
9	3F7-14905-00-00	. LEVER, STARTER	2	
10	4H3-14991-00-00	. SCREW	2	
11	11V-14991-00-00	. SCREW	2	
12	93501-08001-00	. BALL	2	
13	583-14589-00-00	. SPRING	2	
14	(4H3-14978-00-00)	SHAFT, STARTER LVR	1	
15	11H-14103-00-00	. THROTTLE SCREW SET	1	
16	3F7-14934-00-00	. SPRING, THRTL STOP	1	
17	3H3-14988-00-00	. PIPE, STARTER CON	2	
18	2F3-14968-00-00	. CAP	1	
19	98506-05010-00	. SCREW, PAN HEAD	8	
20	(97806-06014-00)	SCREW, PAN HEAD	8	
21	2F3-14919-00-00	. CLIP	1	
22	2F3-14938-00-00	. SPRING	1	
23	(2F3-14996-00-00)	PIPE	1	
24	(4H3-14901-00-00)	CARBURETOR ASSEMBLY 1	1	
25	(4H3-14902-00-00)	CARBURETOR ASSEMBLY 2	1	
26	(4H3-14903-00-00)	CARBURETOR ASSEMBLY 3	1	
27	(4H3-14904-00-00)	CARBURETOR ASSEMBLY 4	1	
28	3H5-14933-00-00	. . SPRING, DIAPHRAGM	4	
29	98580-03008-00	. . SCREW, PAN HEAD	8	

CONTINUED ON NEXT FRAME ➤

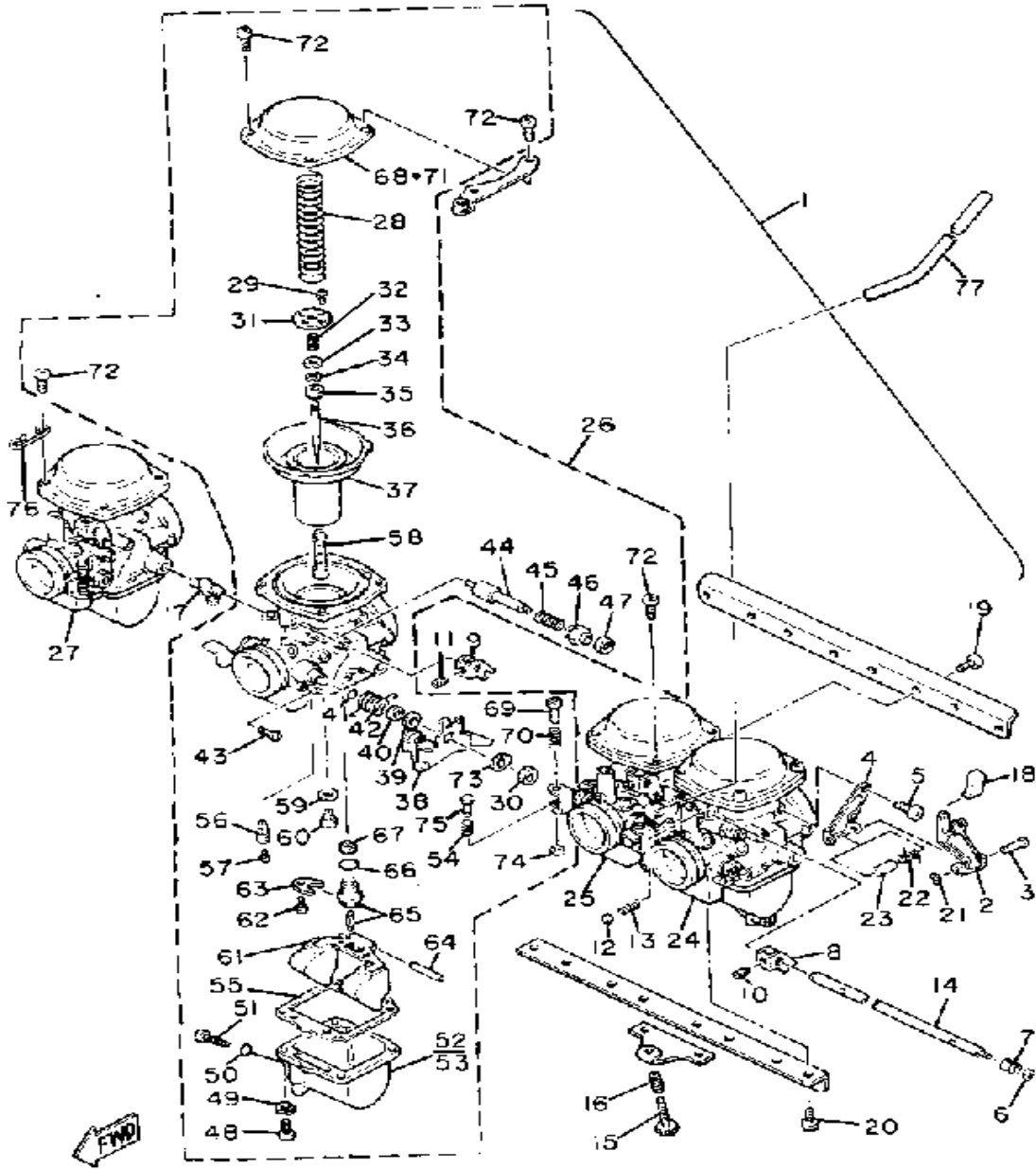
# CARBURETOR



Ref. No.	Part Number	Description	Qty	Remarks
30	95303-08700-00	.. NUT .....	2	
31	3F7-14936-00-00	.. SEAT, SPRING .....	4	
32	3F7-14589-00-00	.. SPRING .....	4	
33	3F7-14952-00-00	.. WASHER .....	4	
34	256-14919-00-00	.. CLIP .....	4	
35	3F7-14918-00-00	.. RING .....	4	
36	452-14116-16-00	.. NEEDLE .....	4	
37	3H5-14940-00-00	.. DIAPHRAGM ASSEMBLY ..	4	
38	(3H5-14913-00-00)	LEVER, THROTTLE .....	1	
39	(306-14970-00-00)	VALVE, THROTTLE .....	1	
40	(2H7-14918-00-00)	RING .....	1	
41	256-14997-00-00	.. SEAL .....	1	
42	(2H7-14931-00-00)	SPRING, THRTL LEVER .....	1	
43	(98302-05006-00)	SCREW, CYLINDER.HEAD ....	4	
44	3F7-14171-00-00	.. PLUNGER, STARTER .....	4	
45	3F7-14135-00-00	.. SPRING, PLUNGER .....	4	
46	3F7-14174-00-00	.. CAP, PLUNGER .....	4	
47	3F7-14173-00-00	.. COVER, PLUNGER CAP ...	4	
48	98586-05016-00	.. SCREW, PAN HEAD .....	16	
49	92906-05100-00	.. WASHER, SPRING .....	16	
50	214-14147-00-00	.. O-RING .....	4	
51	3F7-14991-00-00	.. PLUG (K/L) .....	4	
52	(4H3-14980-05-00)	BODY, FLOAT CHAMBER ....	2	
53	(4H3-14982-05-00)	HOLDER .....	2	
54	(584-14934-00-00)	SPRING, THRTL STOP .....	3	
55	3F7-14984-00-00	.. GASKET, FLOAT CHMBR ..	4	
56	256-14142-42-A0	.. JET, PILOT #42 5 .....	4	
57	3F7-14991-00-00	.. PLUG (K/L) .....	4	
58	3H5-14941-02-00	.. NOZZLE, MAIN .....	4	

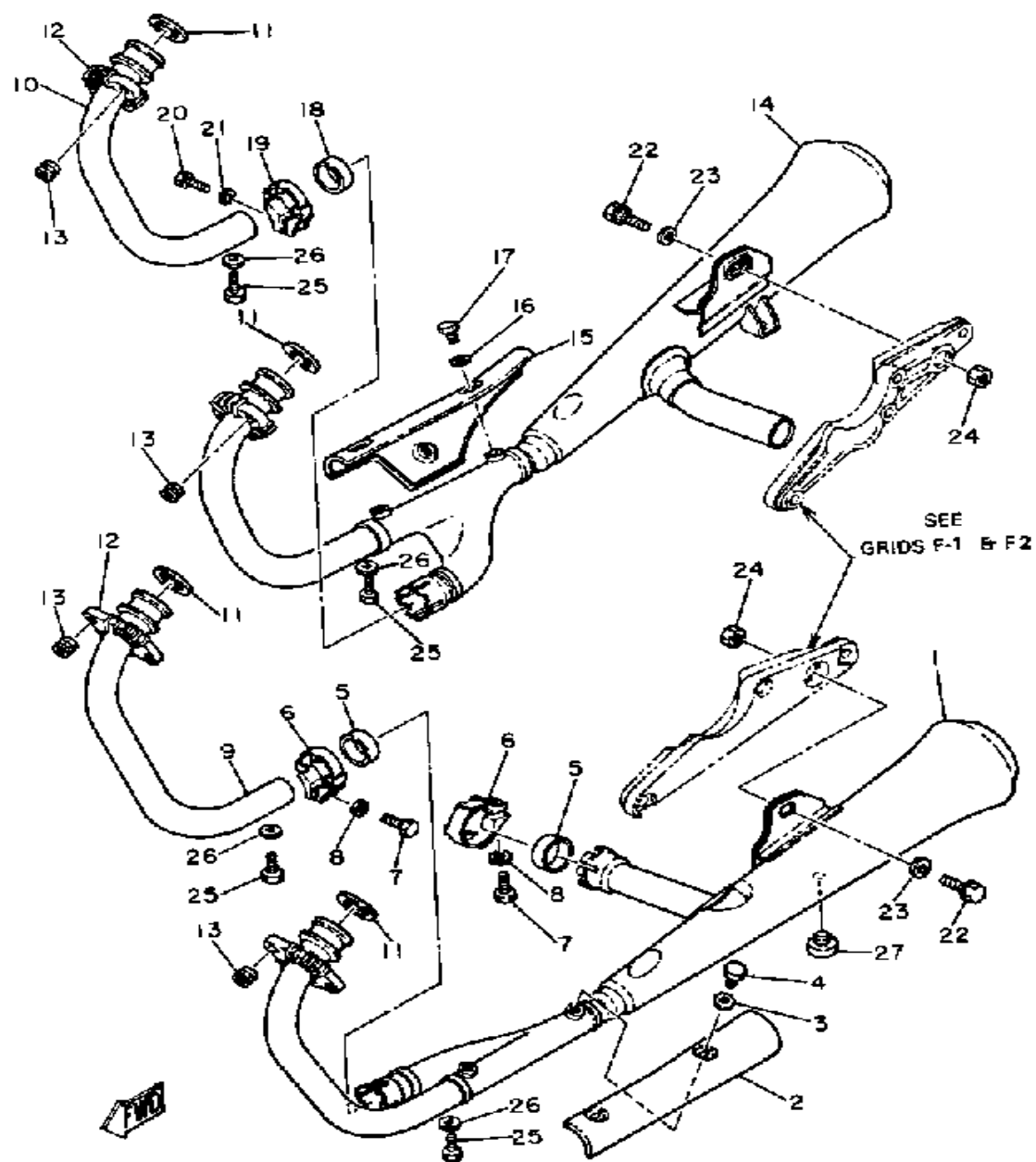
CONTINUED ON NEXT FRAME ➤

# CARBURETOR



Ref. No.	Part Number	Description	Qty	Remarks
59	137-14153-00-00	.. WASHER, MAIN JET .....	4	
60	620-14231-22-A0	.. JET, MAIN #110 (620-14231-22) .....	4	
61	3H5-14985-00-00	.. FLOAT .....	4	
62	98511-04006-00	.. SCREW, PAN HEAD (98501-04005) .....	4	
63	2H0-14146-00-00	.. PLATE .....	4	
64	537-14186-00-00	.. PIN, FLOAT .....	4	
65	25G-14107-20-00	.. NEEDLE VALVE SET .....	4	
66	8F2-14147-00-00	.. O-RING .....	4	
67	1J7-14994-00-00	.. NET, FILTER .....	4	
68	(4H3-14958-00-00)	COVER, DIAPHRAGM .....	2	
69	12R-1490K-00-00	.. STOP SCREW SET .....	3	
70	3F7-14133-00-00	.. SPRING, THROTTLE STOP ..	3	
71	(4H3-14958-00-00)	COVER, DIAPHRAGM .....	2	
72	98580-05010-00	.. SCREW, PAN HEAD .....	16	
73	256-14953-00-00	.. WASHER .....	2	
74	(2H7-14937-00-00)	CLIP .....	3	
75	(2H7-14992-00-00)	ROD .....	3	
76	(4H3-14919-00-00)	CLIP .....	1	
77	90445-07378-00	HOSE .....	1	

# EXHAUST

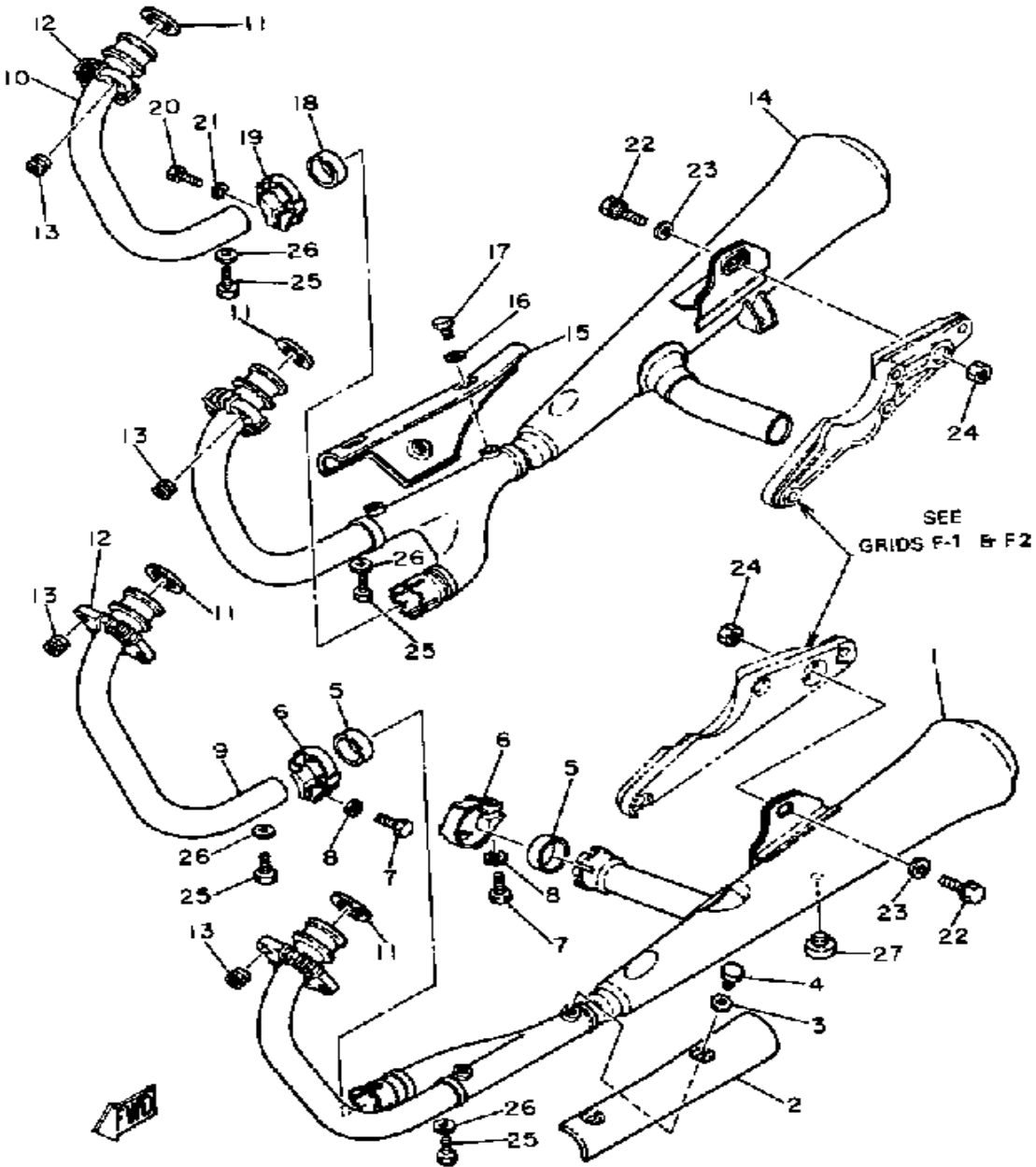


Ref. No.	Part Number	Description	Qty	Remarks
1	(99999-01233-00)	MUFFLER L.H (4H3)	1	
	1L9-14714-01-00	. GASKET, MUFFLER	1	
	2H7-13447-00-00	. COVER, OIL ELEMENT	1	
	4H3-14615-09-00	. UNAVAILABLE IN PRICE BOOK	1	
	4H3-14715-00-00	. BAND, MUFFLER	1	
	4H3-14718-09-00	. UNAVAILABLE IN PRICE BOOK	1	
	90201-06042-00	. WASHER, PLATE	3	
	92906-08600-00	. WASHER	1	
	97016-08025-00	. BOLT	1	
	97326-06008-00	. BOLT, HEXAGON	3	
2	4H3-14718-00-00	PROTECTOR, MUFF 1	1	
3	90201-06042-00	WASHER, PLATE	3	
4	97326-06008-00	BOLT, HEXAGON	3	
5	1L9-14714-01-00	GASKET, MUFFLER	2	
6	4H3-14715-00-00	BAND, MUFFLER	2	
7	97016-08025-00	BOLT	2	
8	(---	DAMPER	1	
	92906-08600-00	WASHER	2	
10	4H3-14631-00-00	PIPE, EXHAUST 3	1	
11	4BE-14613-00-00	GASKET, EXHAUST PIPE	4	
12	4H3-14612-00-00	NUT, RING	2	
13	90179-08345-00	NUT, SPEC'L SHAPE	8	
14	99999-01234-00	MUFFLER ASSEMBLY 2	1	
15	(4H3-14728-00-00)	PROTECTOR, MUFF 2	1	
16	90201-06042-00	WASHER, PLATE	3	
17	97326-06008-00	BOLT, HEXAGON	3	
18	1L9-14714-01-00	GASKET, MUFFLER	1	

CONTINUED ON NEXT FRAME ►

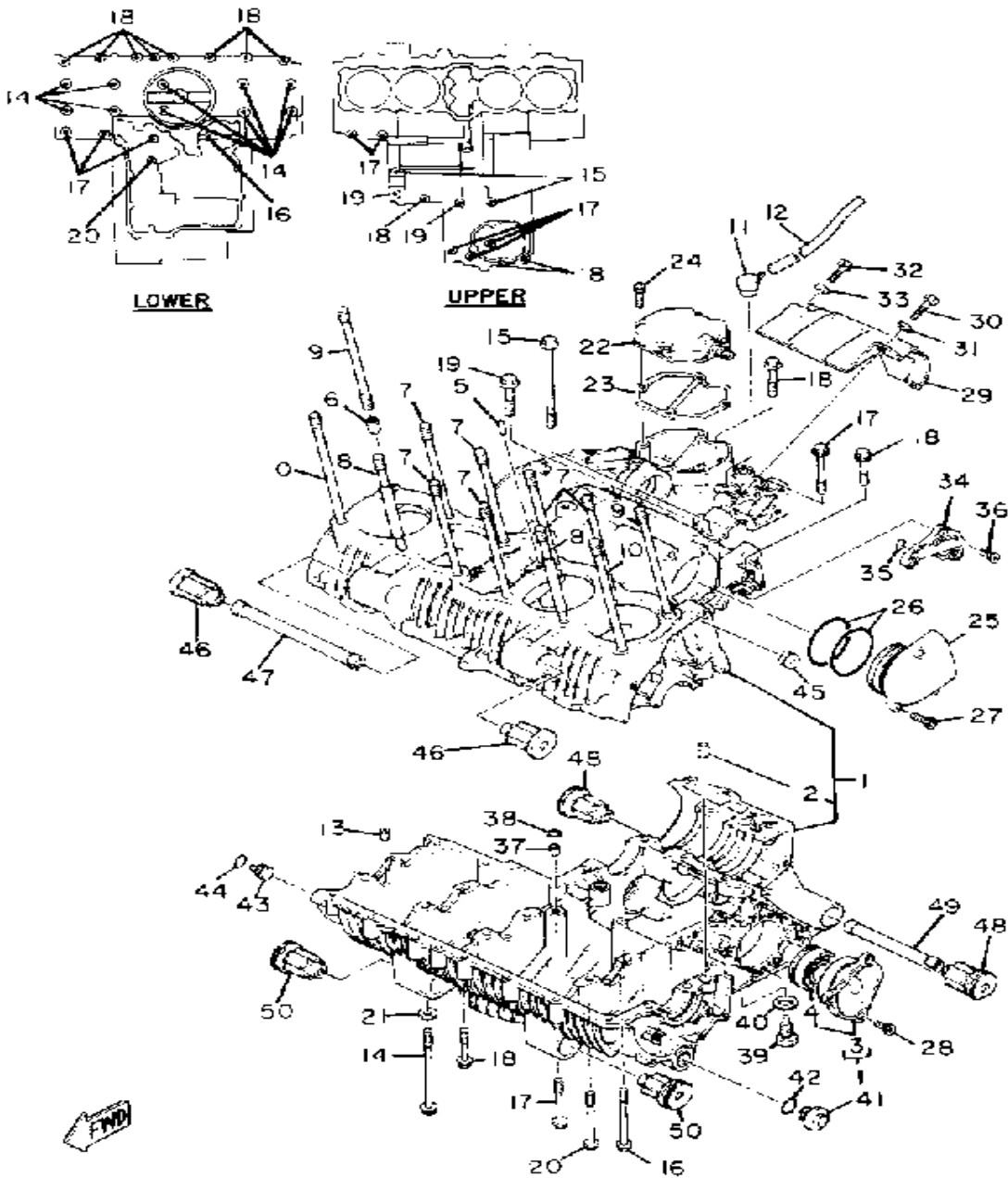


# EXHAUST



Ref. No.	Part Number	Description	Qty	Remarks
19	4H3-14725-00-00	BAND, MUFFLER .....	1	
20	97016-08025-00	BOLT .....	1	
21	92906-08600-00	WASHER .....	1	
22	95816-10040-00	BOLT, flange (95806-10040-00)	2	
23	90201-10669-00	WASHER, PLATE .....	2	
24	90179-10276-00	NUT, SPEC'L SHAPE .....	2	
25	97016-06012-00	BOLT, HEXAGON .....	4	
26	92906-06600-00	WASHER .....	4	
27	1A0-27114-00-00	STOPPER, MAIN STAND .....	1	

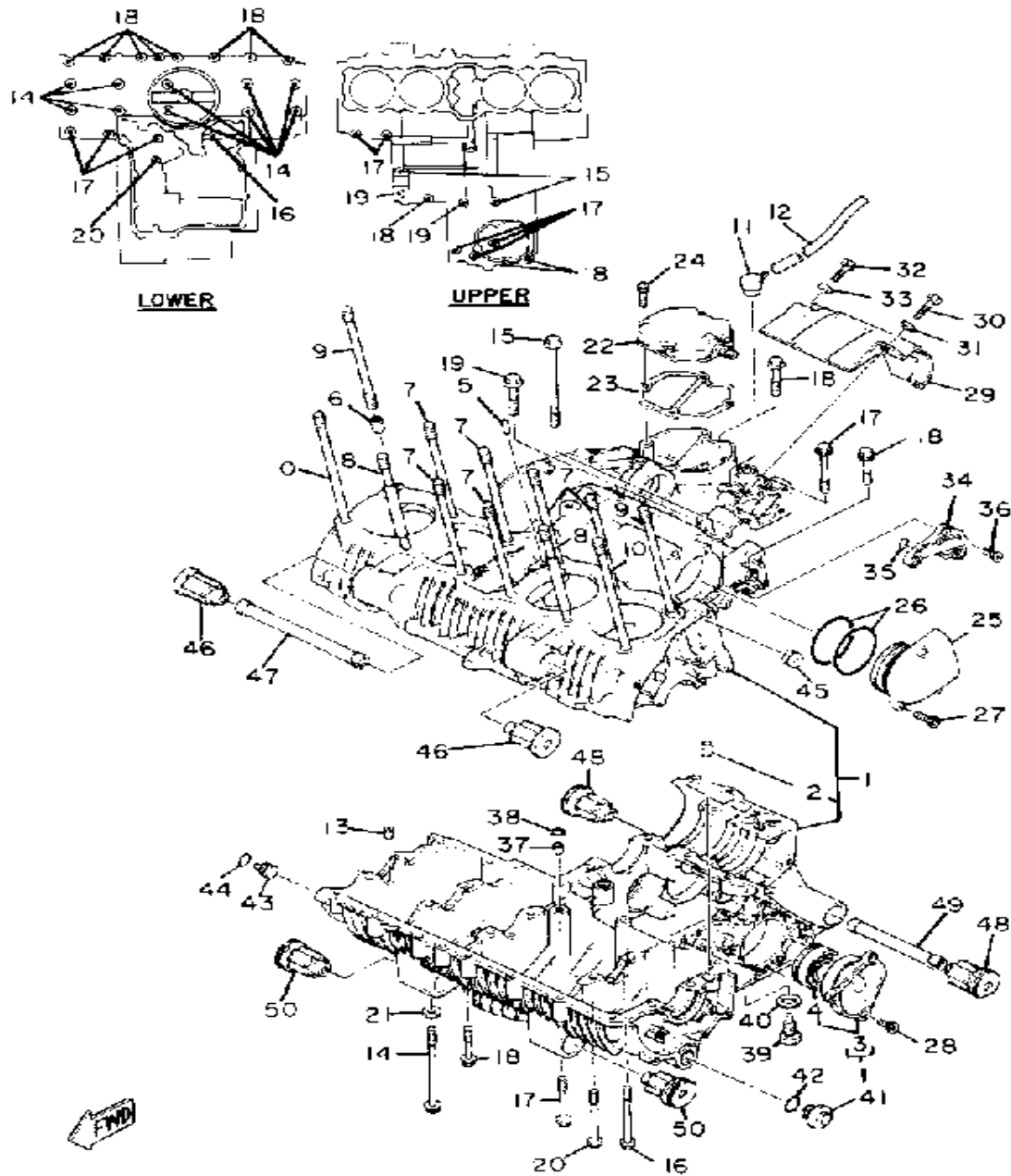
# CRANKCASE



Ref. No.	Part Number	Description	Qty	Remarks
1	(4H3-15100-00-00)	CRANKCASE ASSEMBLY	1	
2	99510-12016-00	. PIN, DOWEL	2	
3	2H7-W1516-00-10	. BRNG HSNG CMPLT 2	1	U.R. MARKED A
	2H7-W1516-00-20	. BRNG HSNG CMPLT 2	1	U.R. MARKED B
4	93304-20501-00	.. BEARING	1	
5	93605-14143-00	PIN, DOWEL	2	
6	99530-14016-00	PIN, DOWEL	2	
7	90116-10273-00	BOLT, STUD	6	
8	2F3-11363-00-00	BOLT, CYLINDER HOLDING 3	2	
9	90116-10275-00	BOLT, STUD	2	
10	90116-10274-00	BOLT, STUD	2	
11	(4H1-17591-00-00)	BREATHER	1	
12	90445-07039-00	HOSE	1	
13	(2H7-15138-00-00)	NOZZLE 1	3	
14	(4H3-15187-00-00)	BOLT	10	
15	(95816-08125-00)	BOLT, FLANGE	2	
16	(95816-06085-00)	BOLT, FLANGE	1	
17	95816-06065-00	BOLT, FLANGE	8	
18	95816-06045-00	BOLT, FLANGE	11	
19	95816-08045-00	BOLT, FLANGE	2	
20	(95816-08075-00)	BOLT, FLANGE	1	
21	90201-094G1-00	WASHER, PLATE	8	
22	(2H9-11168-00-00)	COVER, BREATHER	1	
23	2H7-11169-00-00	GASKET, BRTHR COVER	1	
24	91316-06025-00	BOLT	4	
25	(4H3-15163-00-00)	HOUSING, BEARING 1	1	
26	93210-60538-00	O-RING	2	
27	91316-06025-00	BOLT	3	
28	90149-06126-00	SCREW, SPEC'L SHAPE	3	

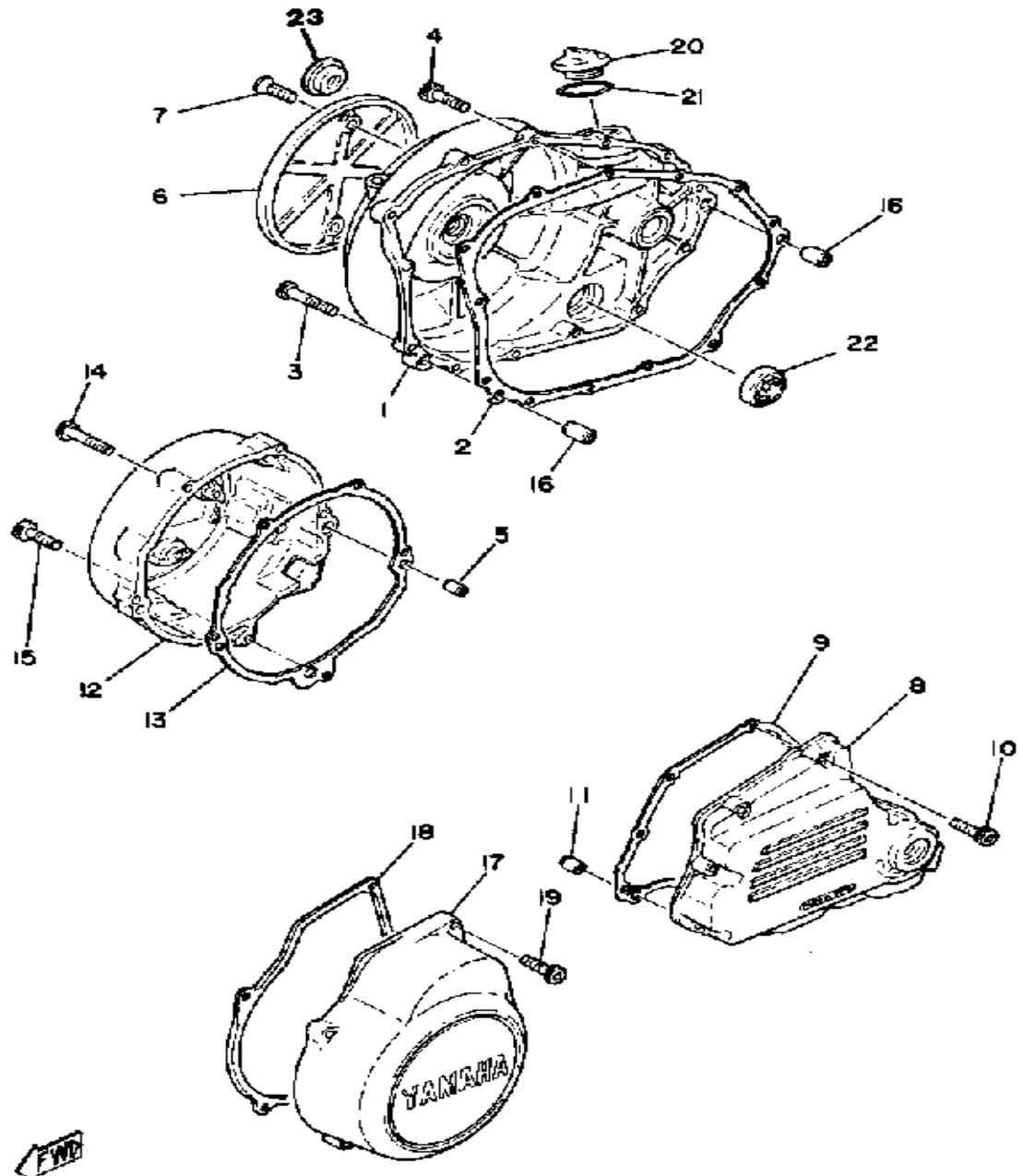
CONTINUED ON NEXT FRAME ➤

# CRANKCASE



Ref. No.	Part Number	Description	Qty	Remarks
29	(2H9-15436-00-00)	COVER, STRTG MOTOR	1	
30	97026-06030-00	BOLT	2	
31	92906-06600-00	WASHER	2	
32	97016-06020-00	BOLT	1	
33	92906-06600-00	WASHER	1	
34	2H7-15148-00-00	NOZZLE 2	1	
35	93210-09350-00	O-RING	1	
36	90149-06126-00	SCREW, SPEC'L SHAPE	3	
37	99510-10114-00	PIN, DOWEL	1	
38	93210-09350-00	O-RING	1	
39	90340-14118-00	PLUG, STRAIGHT	1	
40	214-11198-01-00	GASKET	1	
41	90340-18073-00	PLUG	1	
42	93210-18319-00	O-RING	1	
43	90338-13084-00	PLUG, SPEC'L SHAPE	1	
44	93210-13361-00	O-RING	1	
45	90480-11224-00	GROMMET	1	
46	2H7-15316-01-00	DAMPER, ENG MOUNT 1	2	
47	(2H7-15317-00-00)	SPACER, ENG MOUNT	1	
48	36Y-15326-00-00	DAMPER, ENGINE MOUNT 2 (2H7-15326-01-00)	2	
49	2H7-15327-00-00	SPACER, ENG MOUNT	1	
50	(4H3-15336-00-00)	DAMPER, ENG MOUNT 3	2	

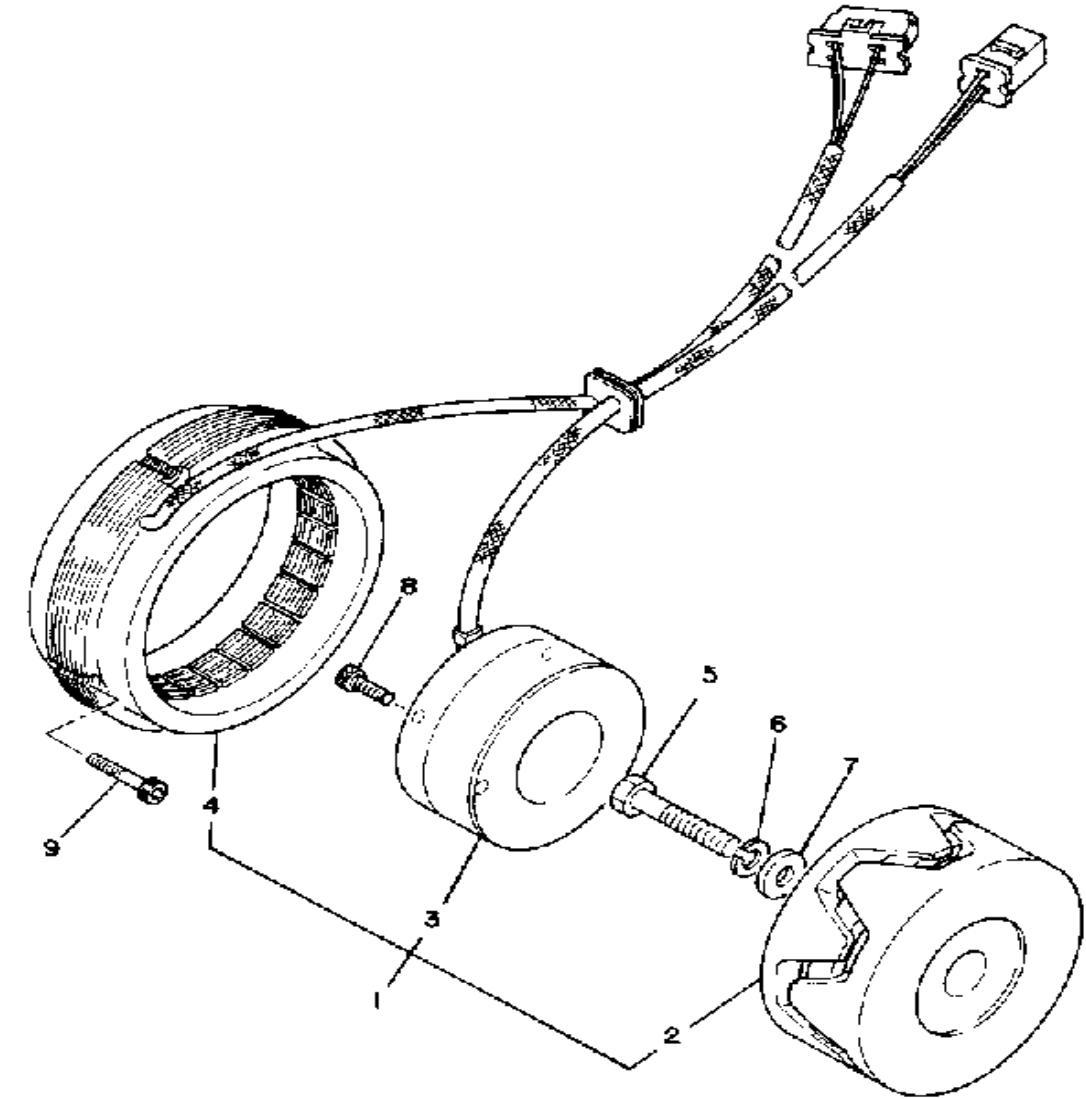
# CRANKCASE COVER



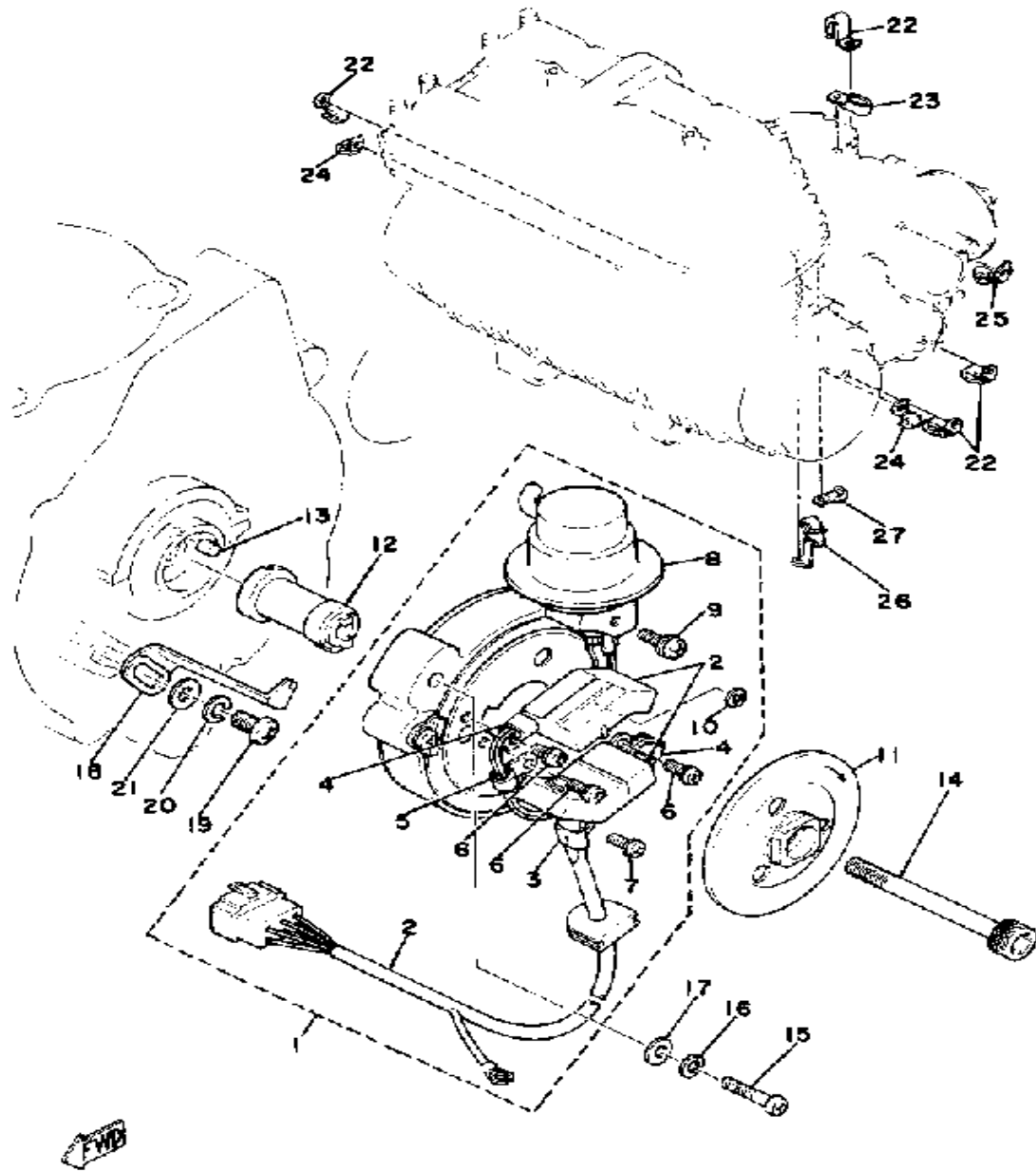
Ref. No.	Part Number	Description	Qty	Remarks
1	4H3-15431-00-00	COVER, CRANKCASE 3 (2H7-17411-00)	1	
2	2H7-15451-00-00	GASKET, CRCS COVER	1	
3	91316-06035-00	BOLT	3	
4	91316-06025-00	BOLT	10	
5	99510-08016-00	PIN, DOWEL	2	
6	4H3-15417-00-00	COVER, CAP	1	
7	98706-06018-00	SCREW, FLAT HEAD	2	
8	4H3-15411-00-00	COVER, CRANKCASE L	1	
9	2H7-15461-00-00	GASKET, CRCS CVR 2	1	
10	91316-06025-00	BOLT	9	
11	99510-08016-00	PIN, DOWEL	2	
12	5K7-15415-00-00	COVER, GENERATOR (4H3-15415-00)	1	
13	2H7-15455-00-00	GASKET 1	1	
14	91316-06035-00	BOLT	3	
15	91316-06025-00	BOLT	2	
16	99510-08016-00	PIN, DOWEL	2	
17	4W1-15416-00-00	COVER, OIL PUMP (4H3-15416-00)	1	
18	2H7-15456-00-00	GASKET, O/PMP CVR 1	1	
19	91316-06025-00	BOLT	4	
20	2H9-15363-00-00	PLUG, OIL	1	
21	93210-27778-00	O-RING	1	
22	2H7-15361-00-00	GAUGE, LEVEL	1	
23	90338-30096-00	PLUG	1	

# A - C - GENERATOR

Ref. No.	Part Number	Description	Qty	Remarks
1	2H7-81600-10-00	AC GENERATOR ASSEMBLY .	1	
2	(2H7-81650-10-00)	ROTOR ASSEMBLY .....	1	
3	2H7-81660-10-00	. FIELD COIL ASSEMBLY ....	1	
4	2H7-81610-10-00	. STATOR ASSEMBLY .....	1	
5	90101-10188-00	BOLT .....	1	
6	92990-10100-00	WASHER, SPRING .....	1	
7	90201-102J5-00	WASHER, PLATE .....	1	
8	91316-06016-00	BOLT, SOCKET HEAD .....	3	
9	90110-06138-00	BOLT, HEX SKT HEAD .....	4	

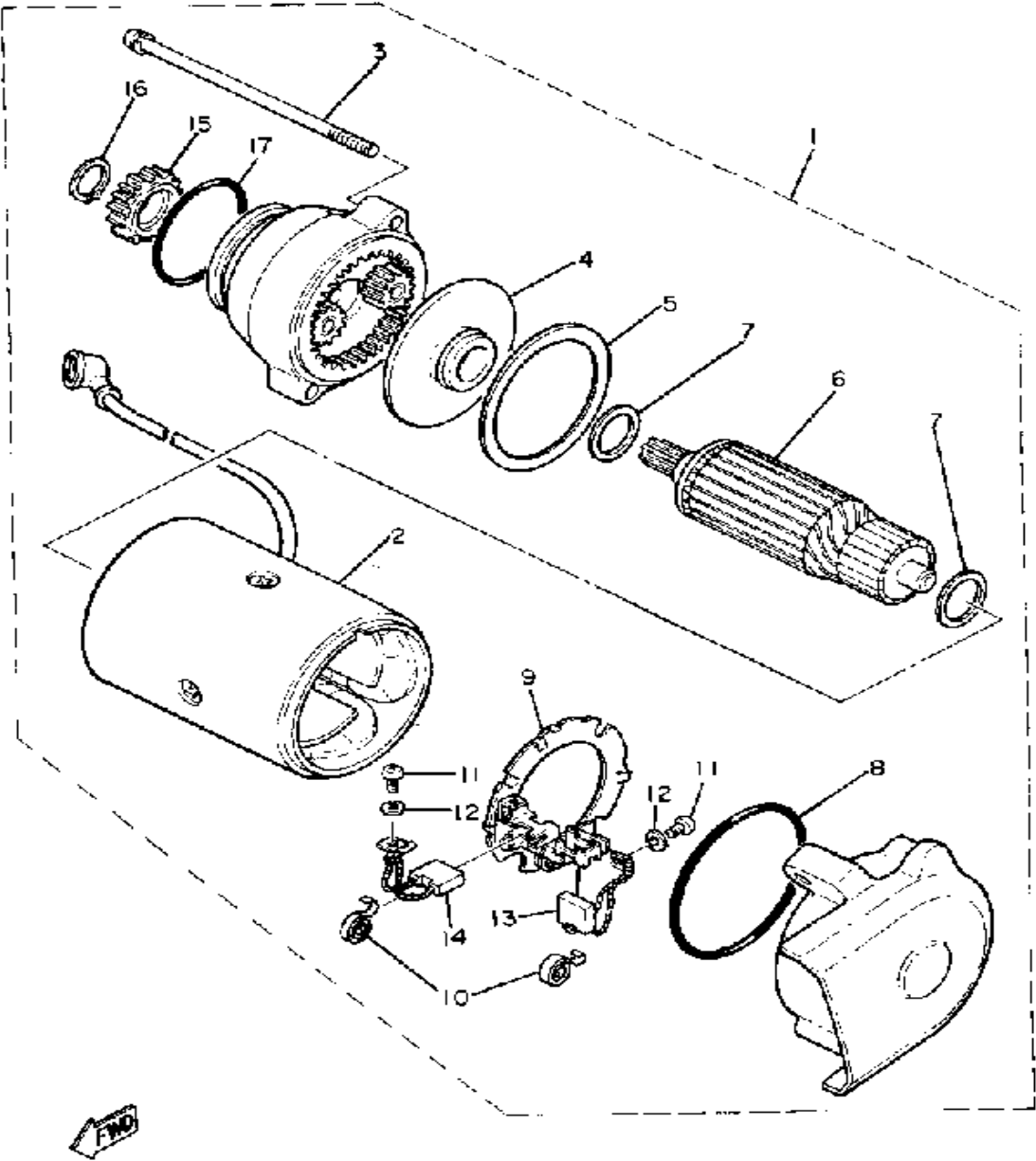


# PICKUP COIL-GOVERNOR



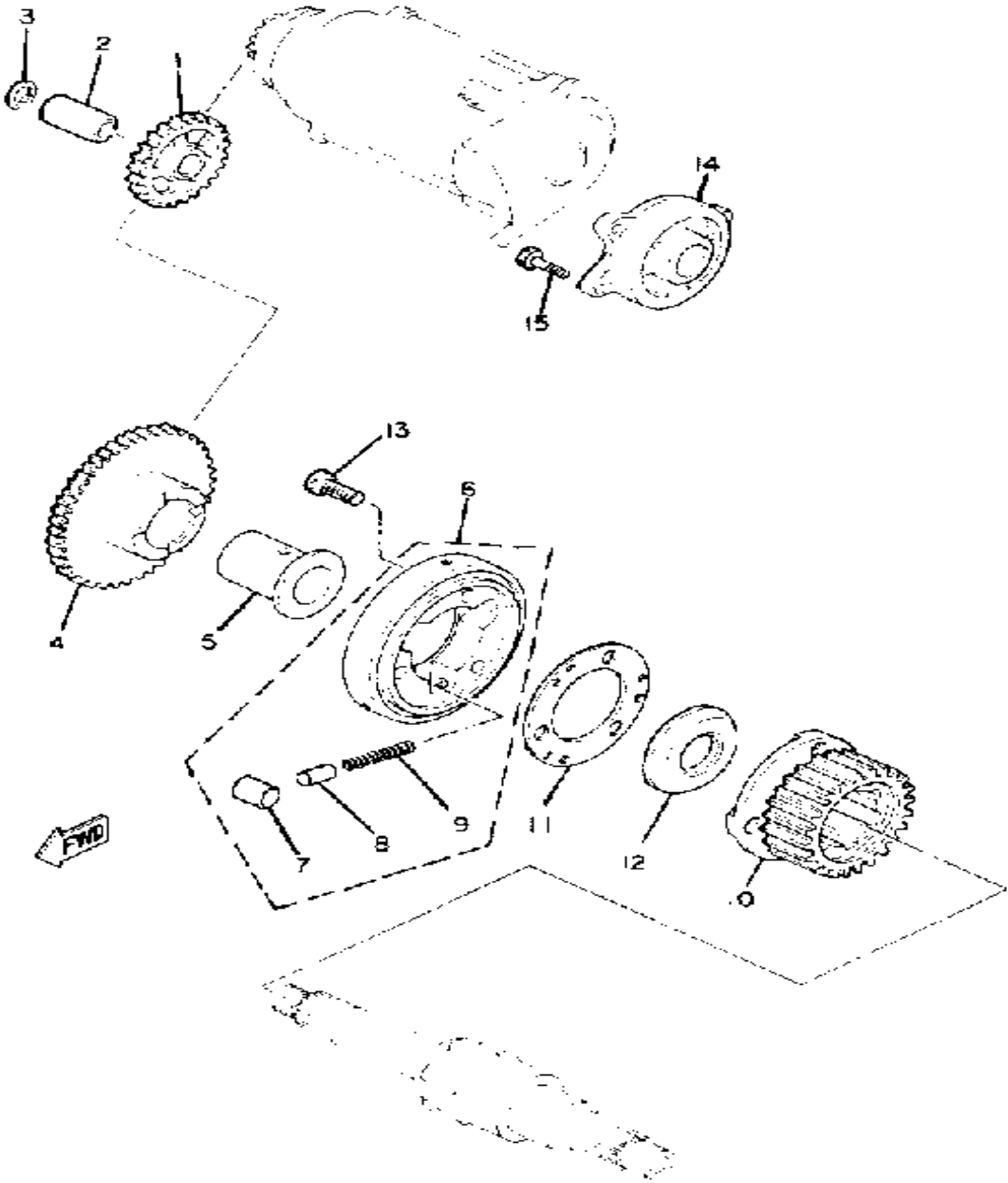
Ref. No.	Part Number	Description	Qty	Remarks
1	(4R0-81671-10-00)	BASE, PICKUP	1	
2	2H7-81676-10-00	. PULSER COIL ASSEMBLY	1	
3	(2H7-81677-10-00)	CLAMP 1	1	
4	(2H7-81678-10-00)	CLAMP 2	2	
5	(2H7-81679-10-00)	CLAMP 3	1	
6	98580-04008-00	. SCREW, PAN HEAD	4	
7	(2H7-81646-10-00)	SCREW 2	1	
8	3H5-81683-10-00	. DIAPHRAGM ASSEMBLY	1	
9	(2H7-81647-10-00)	SCREW 3	1	
10	(2H7-81675-10-00)	WASHER, SPECIAL	1	
11	4R0-81672-10-00	PLATE, TIMING 2	1	
12	(4R0-81673-10-00)	ROTOR	1	
13	93604-08071-00	PIN, DOWEL	1	
14	91316-08075-00	BOLT, SOCKET HEAD	1	
15	98580-06030-00	SCREW PAN HEAD	2	
16	92995-06100-00	WASHER, SPRING	2	
17	90201-06M08-00	WASHER, PLATE	2	
18	2H7-81632-01-00	PLATE, TIMING	1	
19	98580-06012-00	SCREW, PAN HEAD	1	
20	92995-06100-00	WASHER, SPRING	1	
21	92901-06600-00	WASHER	1	
22	90465-06332-00	CLAMP	4	
23	(90465-10164-00)	CLAMP	1	
24	90465-08277-00	CLAMP	2	
25	(4H1-15118-00-00)	HOLDER	1	
26	90465-08135-00	CLAMP	1	
27	(90465-08136-00)	CLAMP	1	

# STARTING MOTOR



Ref. No.	Part Number	Description	Qty	Remarks
1	2H7-81800-60-00	STARTING MOTOR ASSEMBLY	1	SEE NOTE 1
2	2H7-81810-60-00	. STATOR ASSEMBLY .....	1	
3	371-81826-20-00	. BOLT .....	2	
4	(371-81845-20-00)	PLATE .....	1	
5	371-81844-20-00	. GASKET .....	1	
6	3J2-81850-60-00	. ARMATURE ASSEMBLY ....	1	
7	371-81809-20-00	. WASHER KIT .....	1	
8	371-81847-20-00	. O-RING .....	1	
9	371-81840-20-00	. BRUSH HOLDER ASSEMBLY	1	
10	371-81813-20-00	. SPRING, BRUSH .....	2	
11	98580-03008-00	. SCREW, PAN HEAD .....	2	
12	92990-03100-00	. WASHER, SPRING (92901-03100) .....	2	
13	371-81811-20-00	. BRUSH 1 .....	1	
14	371-81812-20-00	. BRUSH 2 .....	1	
15	1J7-15511-00-00	. GEAR, STARTING MTR .....	1	
16	99009-12400-00	. CIRCLIP .....	1	
17	1J7-81847-60-00	. O-RING .....	1	

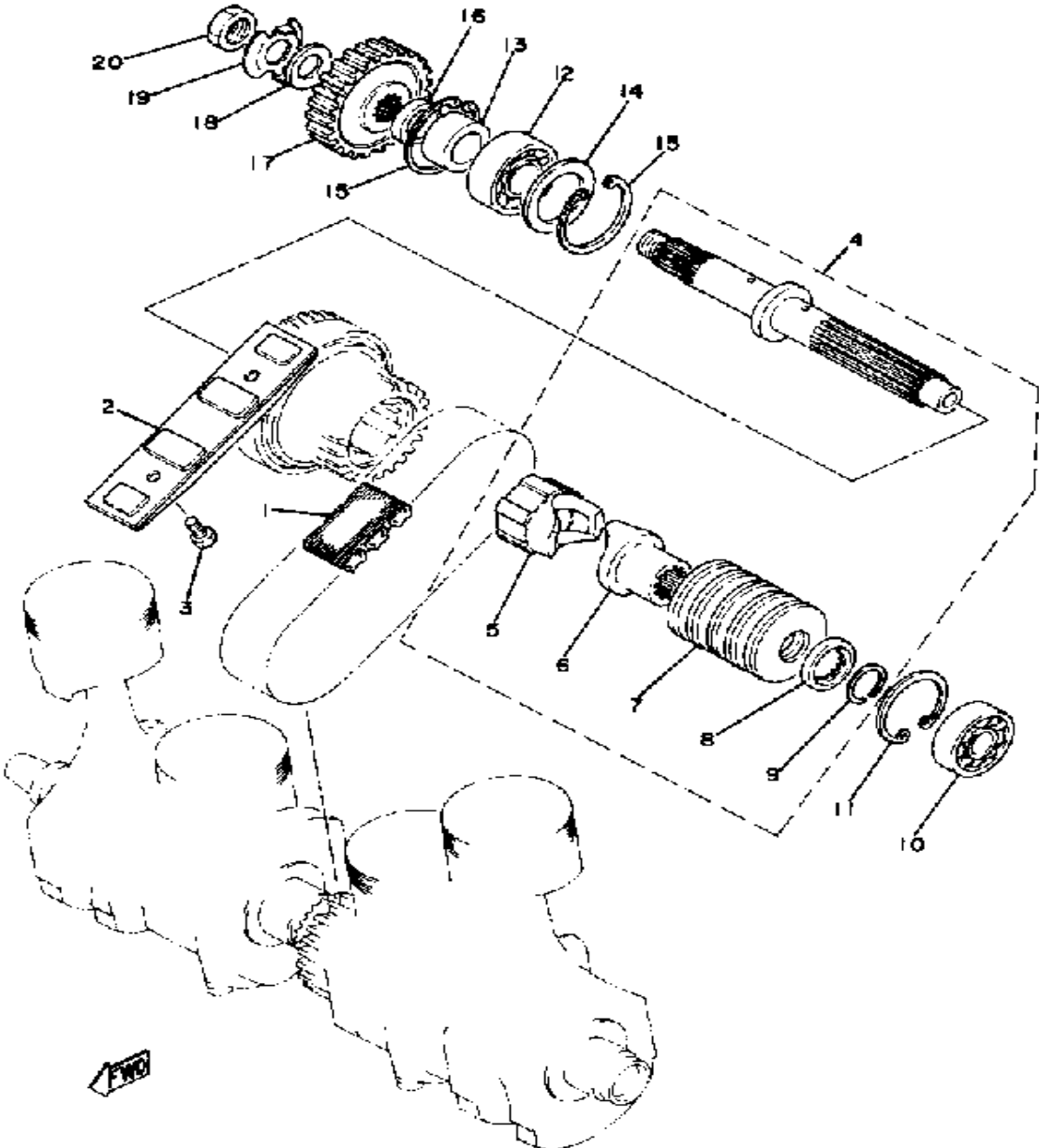
# STARTER CLUTCH



Ref. No.	Part Number	Description	Qty	Remarks
1	2H7-15512-00-00	GEAR, IDLER 1	1	
2	(2H7-15521-00-00)	SHAFT 1	1	
3	99009-17500-00	CIRCLIP	1	
4	2H7-15517-00-00	GEAR, IDLER 2	1	
5	90560-25174-00	SPACER	1	
6	2H7-15580-01-00	STR CLUTCH OTR ASSEMBLY	1	
7	93615-17125-00	. PIN, DOWEL	3	
8	1J7-15583-01-00	. CAP, STARTER CLUTCH SPRING	3	
9	90501-04503-00	. SPRING, COMPRESSION	3	
10	2H7-11537-00-00	GEAR, DRIVEN	1	
11	(2H7-15589-00-00)	PLATE, CLUTCH COVER	1	
12	90209-25169-00	WASHER, SPEC'L SHAP	1	
13	91316-08018-00	BOLT, SOCKET HEAD	3	
14	2H7-15654-00-00	HOLDER, KICK GEAR	1	
15	97011-06020-00	BOLT	3	

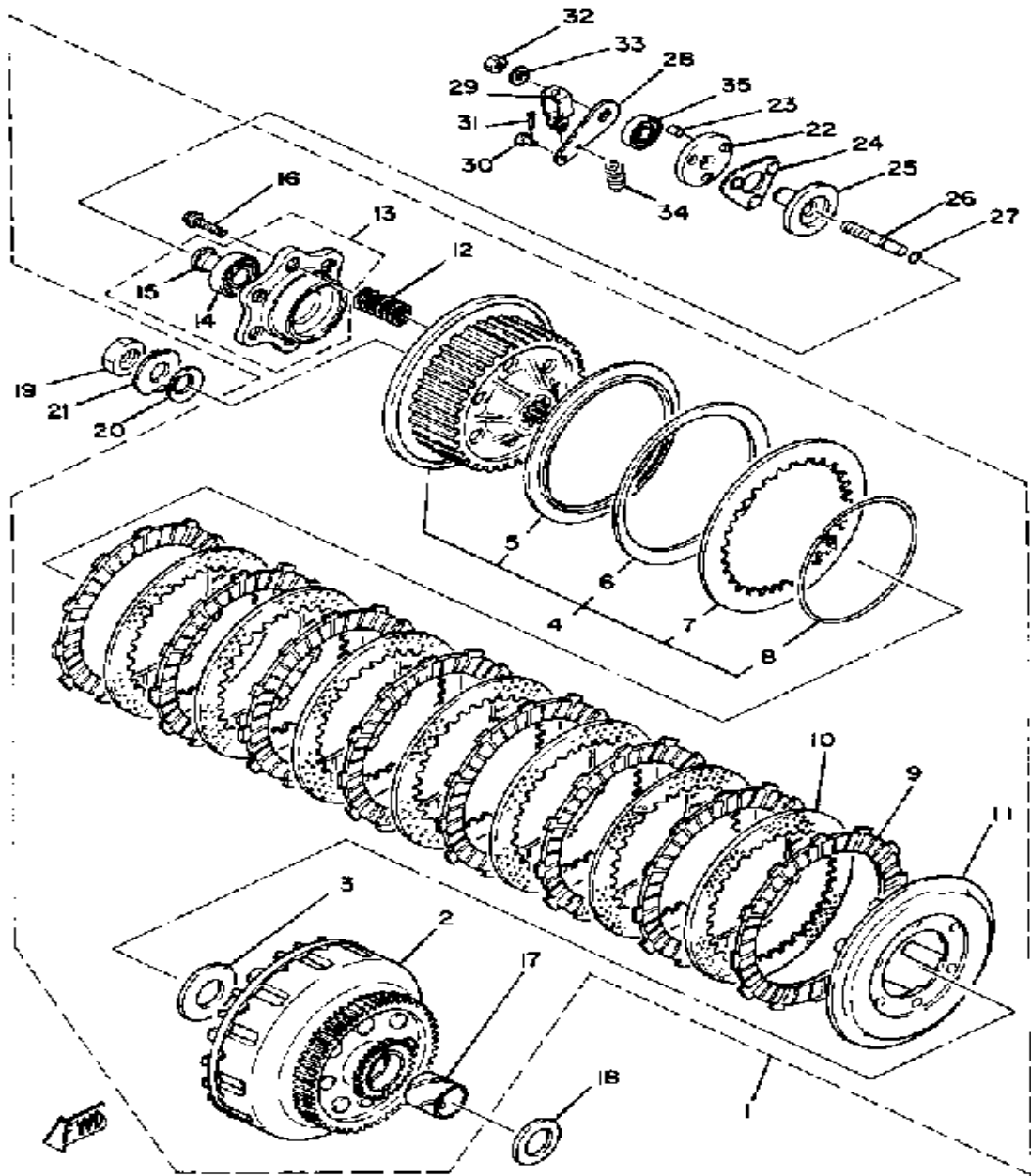


# PRIMARY SHAFT-CHAIN



Ref. No.	Part Number	Description	Qty	Remarks
1	2H7-16139-02-00	CHAIN, PRIMARY	1	
2	2H7-11474-00-00	GUIDE, UPPER	1	
3	97313-06016-00	BOLT, HEXAGON	2	
4	(2H7-16306-00-00)	CLUTCH DAMPER ASSEMBLY	1	
5	2H7-16317-00-00	. CAM, DAMPER 1	1	
6	2H7-16315-00-00	. CAM, DAMPER 2	1	
7	2H7-16318-00-00	. SPRING, DAMPER	1	
8	2H7-11485-00-00	. SPACER	1	
9	93440-25020-00	. CIRCLIP	1	
10	93306-20404-00	BEARING	1	
11	99009-47500-00	CIRCLIP	1	
12	93304-20504-00	BEARING	1	
13	90387-443A8-00	COLLAR	1	
14	90201-36667-00	WASHER, PLATE	1	
15	99009-52500-00	CIRCLIP	2	
16	90387-250V1-00	COLLAR	1	
17	2H7-16111-01-00	GEAR, PRI DRIVE	1	
18	90208-18025-00	WASHER, CONICAL SPRING	1	
19	90215-19139-00	WASHER, LOCK	1	
20	90170-18221-00	NUT	1	

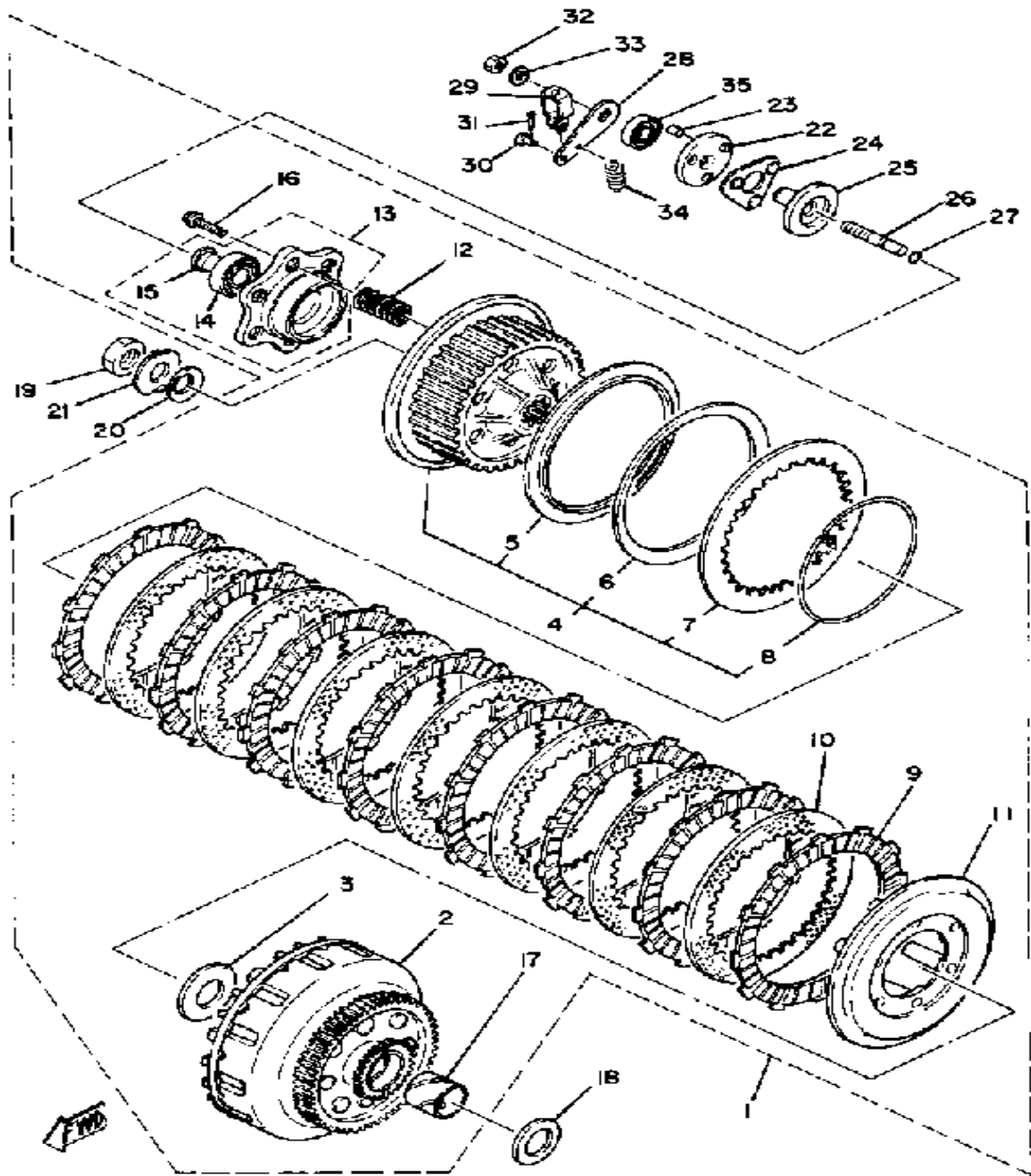
# CLUTCH



Ref. No.	Part Number	Description	Qty	Remarks
1	(2H7-16301-01-00)	CLUTCH ASSEMBLY .....	1	
2	(2H7-16150-01-10)	PRI DRVN GEAR .....	1	U.R. TYPE 1
	(2H7-16150-01-20)	PRI DRVN GEAR .....	1	U.R. TYPE 2
3	170-16164-00-00	. PLATE, THRUST 2 .....	1	
4	2H7-16370-00-00	. CLUTCH BOSS ASSEMBLY ..	1	
5	2H7-16384-00-00	.. PLATE, SEAT .....	1	
6	2H7-16383-00-00	.. SPRING, CLUTCH BOSS ...	1	
7	2H7-16324-00-00	.. PLATE, CLUTCH 1 .....	1	
8	2H7-16385-00-00	.. RING, CLUTCH BOSS .....	1	
9	341-16321-13-00	. PLATE, FRICTION .....	8	
10	2H7-16325-00-00	. PLATE, CLUTCH 2 .....	7	
11	2H7-16352-00-00	. PLATE, PRESSURE 2 .....	1	
12	90501-23142-00	. SPRING, COMPRESSION ....	6	
13	2H7-W1635-00-00	. PRESS PLATE CMPL 1 .....	1	
14	93306-00315-00	.. BEARING (6003SH2C4) ....	1	
15	2H7-16386-00-00	.. PIECE, CLUTCH PUSH .....	1	
16	95811-06025-00	. BOLT, FLANGE .....	6	
17	2H7-16181-00-10	. SPACER 1 .....	1	U.R.äTYPE 1
	2H7-16181-00-20	. SPACER 1 .....	1	U.R.äTYPE 2
18	360-16154-00-00	PLATE, THRUST 1 .....	1	
19	90170-18221-00	NUT .....	1	
20	90208-18025-00	WASHER, CONICAL SPRING ..	1	
21	90215-19139-00	WASHER, LOCK .....	1	
22	2H7-16396-00-00	HOUSING, PUSH SCREW .....	1	
23	93606-07082-00	PIN, DOWEL .....	1	
24	2H7-16395-01-00	RETAINER, BALL .....	1	
25	2H7-16341-00-00	SCREW, PUSH .....	1	
26	2H7-16343-00-00	SCREW, ADJUSTING .....	1	
27	93210-48364-00	O-RING .....	1	

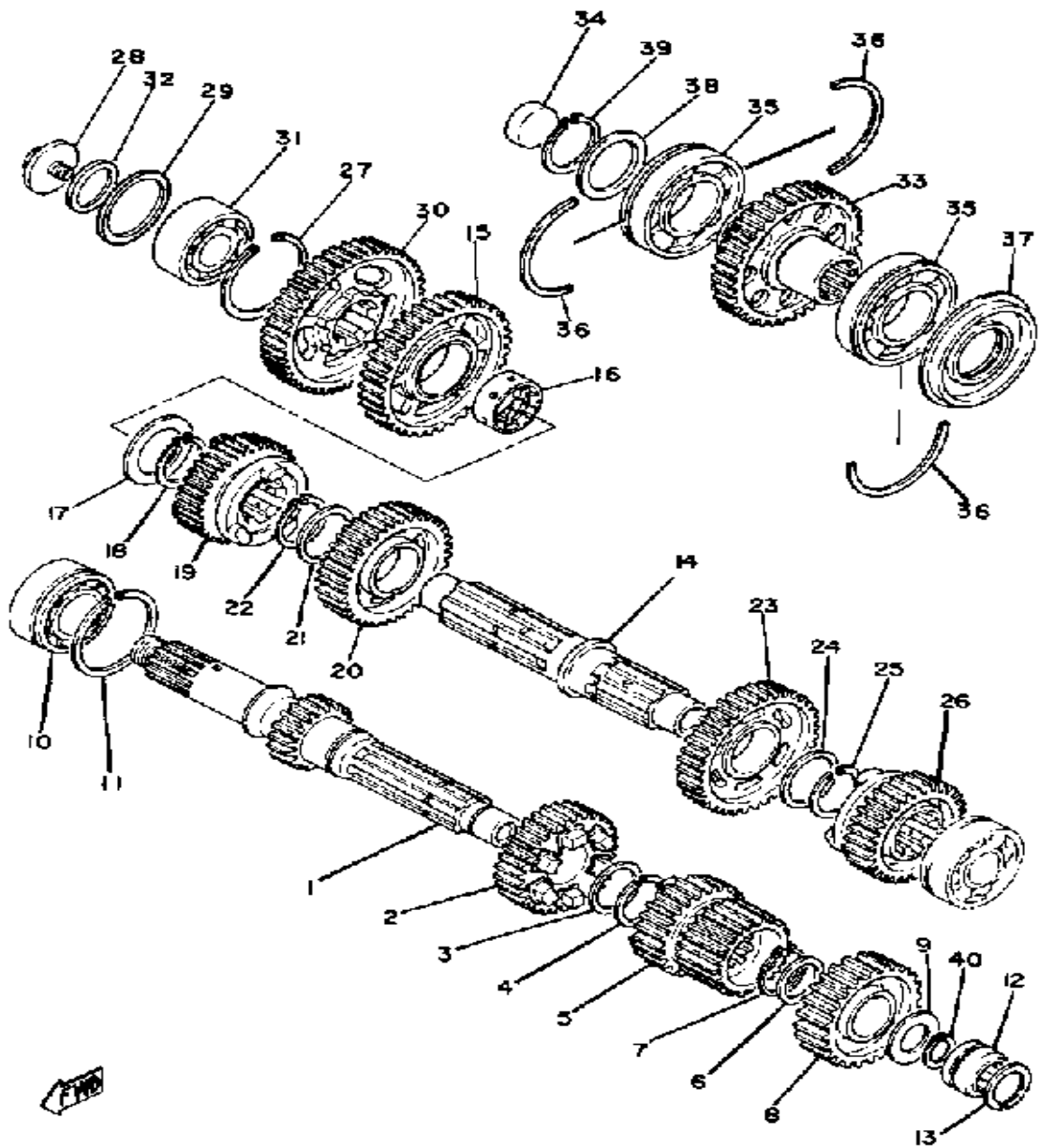
CONTINUED ON NEXT FRAME ➤

# CLUTCH



Ref. No.	Part Number	Description	Qty	Remarks
28	2H7-16342-00-00	LEVER, PUSH .....	1	
29	214-16389-00-00	JOINT .....	1	
30	90240-06005-00	PIN, CLEVIS .....	1	
31	91401-10015-00	PIN, COTTER .....	1	
32	95303-08700-00	NUT .....	1	
33	92990-08200-00	WASHER, PLAIN .....	1	
34	90506-10069-00	SPRING, TENSION .....	1	
35	93104-14059-00	OIL SEAL, SO-TYPE .....	1	

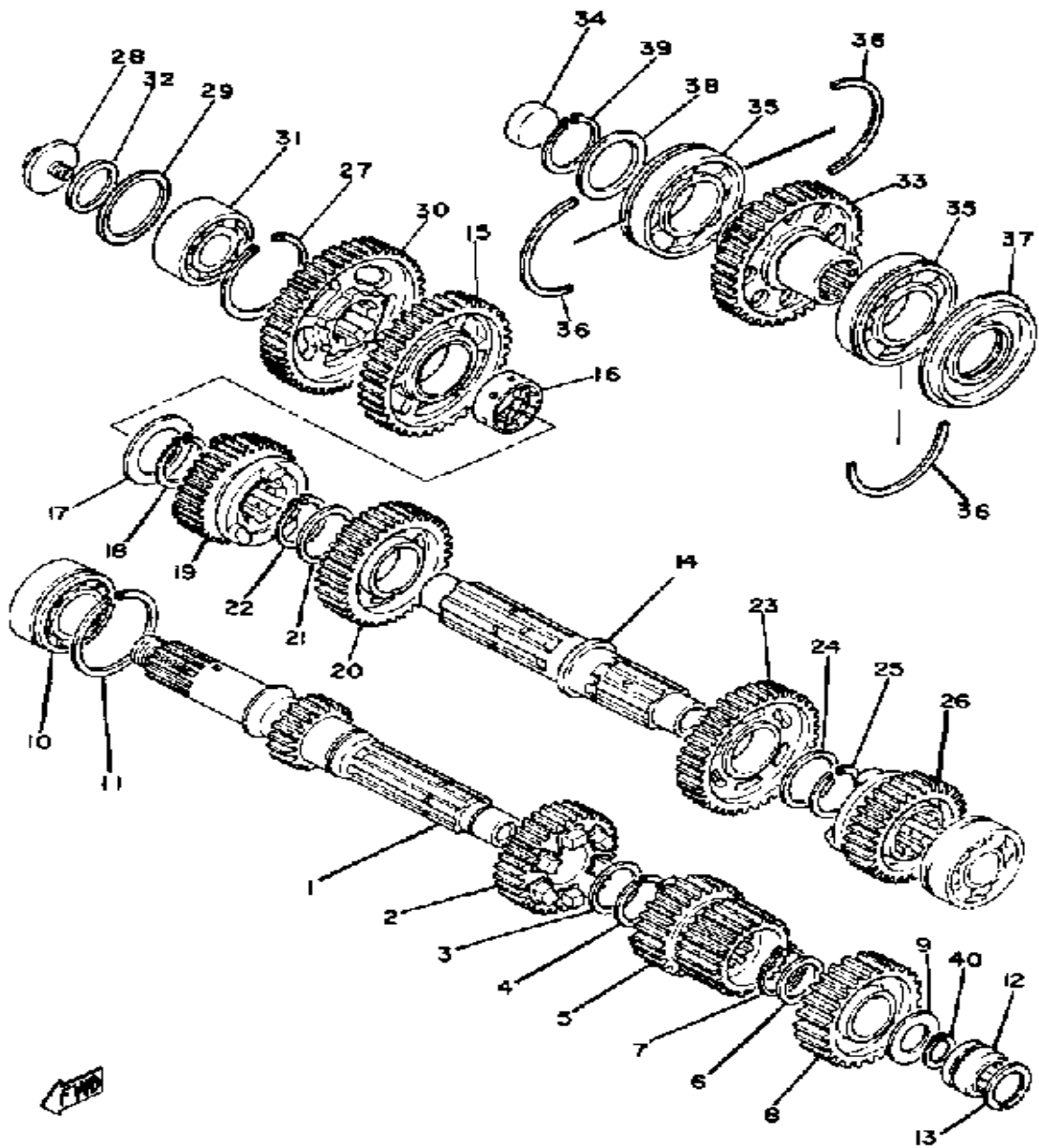
# TRANSMISSION



Ref. No.	Part Number	Description	Qty	Remarks
1	2H7-17401-00-00	MAIN AXLE ASSEMBLY	1	
2	2H7-17141-01-00	GEAR, 4TH PINION	1	
3	4A0-17116-00-10	SHIM (1.0T)	1	
4	93440-28062-00	CIRCLIP	1	
5	2H7-17121-00-00	GEAR, 2ND PINION	1	
6	90201-253K0-00	WASHER, PLATE (T=1.0)	1	
7	2H7-17151-00-00	GEAR, 5TH PINION	1	
	93410-25017-00	CIRCLIP	1	
9	90201-20792-00	WASHER, PLATE	1	
10	93305-20506-00	BEARING	1	
11	93440-52014-00	CIRCLIP	1	
12	93311-52031-00	BEARING, CYLINDER.# 1	1	
13	93440-32063-00	CIRCLIP	1	
14	2H7-17421-01-00	AXLE, DRIVE	1	
15	2H7-17211-00-00	GEAR, 1ST WHEEL	1	
16	2H7-17258-00-00	COLLAR 1	1	
17	90201-30666-00	WASHER, PLATE	1	
18	99009-30400-00	CIRCLIP	1	
19	2H7-17241-00-00	GEAR, 4TH WHEEL	1	
20	2H7-17231-01-00	GEAR, 3RD WHEEL	1	
21	90201-30398-00	WASHER, PLATE	1	
22	99009-30400-00	CIRCLIP	1	
23	2H7-17221-01-00	GEAR, 2ND WHEEL	1	
24	90201-30398-00	WASHER, PLATE	1	
25	93440-30015-00	CIRCLIP, OUTER	1	
26	2H7-17251-00-00	GEAR, 5TH WHEEL	1	
27	93450-52010-00	CIRCLIP	1	
28	90105-10085-00	BOLT, WASHER BASED	1	
29	90201-252A4-00	WASHER, PLATE	1	

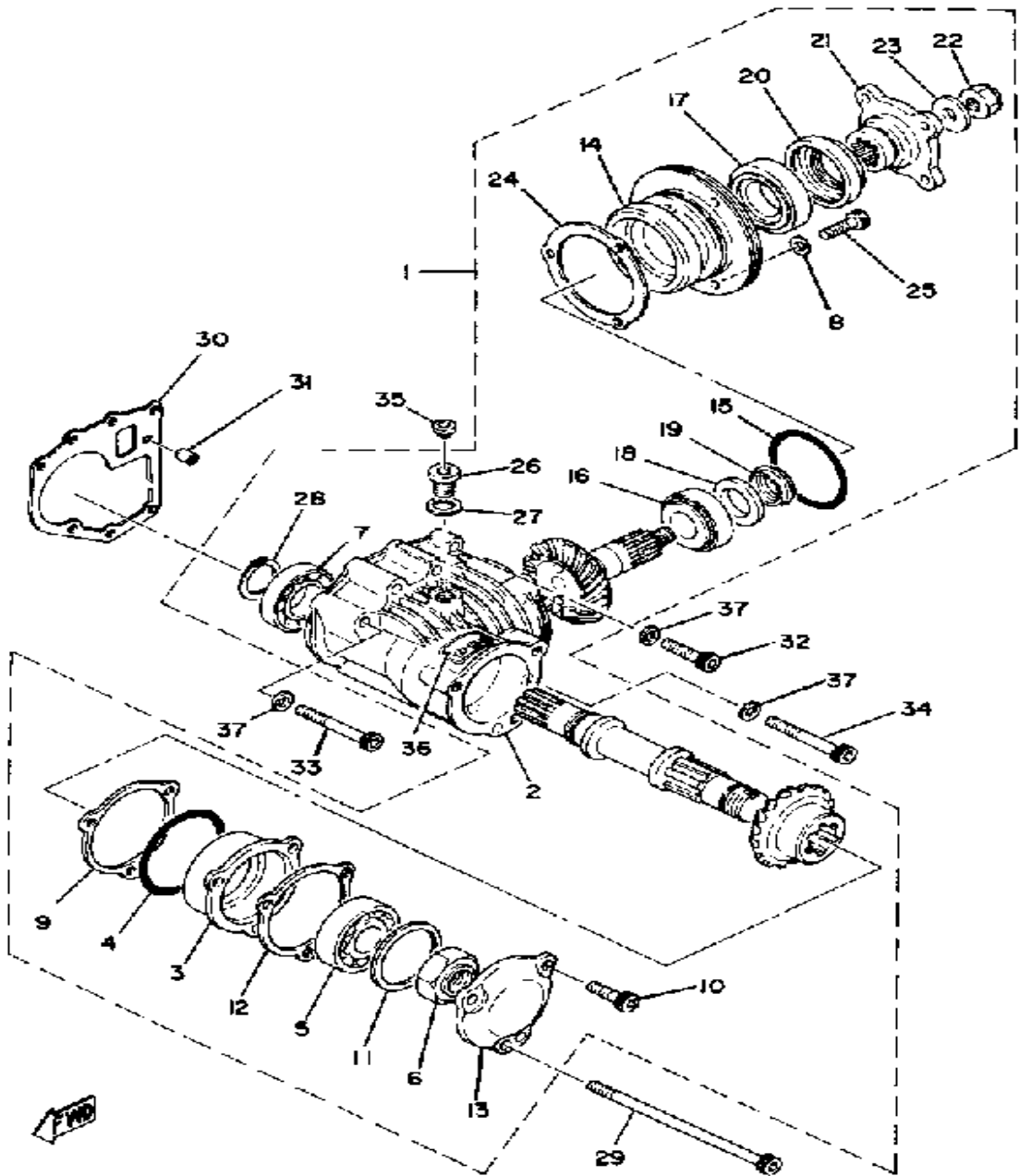
CONTINUED ON NEXT FRAME ➤

# TRANSMISSION



Ref. No.	Part Number	Description	Qty	Remarks
30	2H7-17582-00-00	GEAR, MIDDLE DRIVE	1	
31	93304-20504-00	BEARING	1	
32	90387-443A8-00	COLLAR	1	
33	(2H7-17583-00-00)	GEAR, MIDDLE DRIVEN	1	
34	90331-27013-00	PLUG, TIGHT	1	
35	93306-20705-00	BEARING (B6207N)	2	
36	93440-72049-00	CIRCLIP	3	
37	93103-35105-00	OIL SEAL, SW-TYPE	1	
38	90201-35668-00	WASHER, PLATE	1	
39	93410-35027-00	CIRCLIP, S-TYPE (S-35)	1	
40	99009-20400-00	CIRCLIP	1	

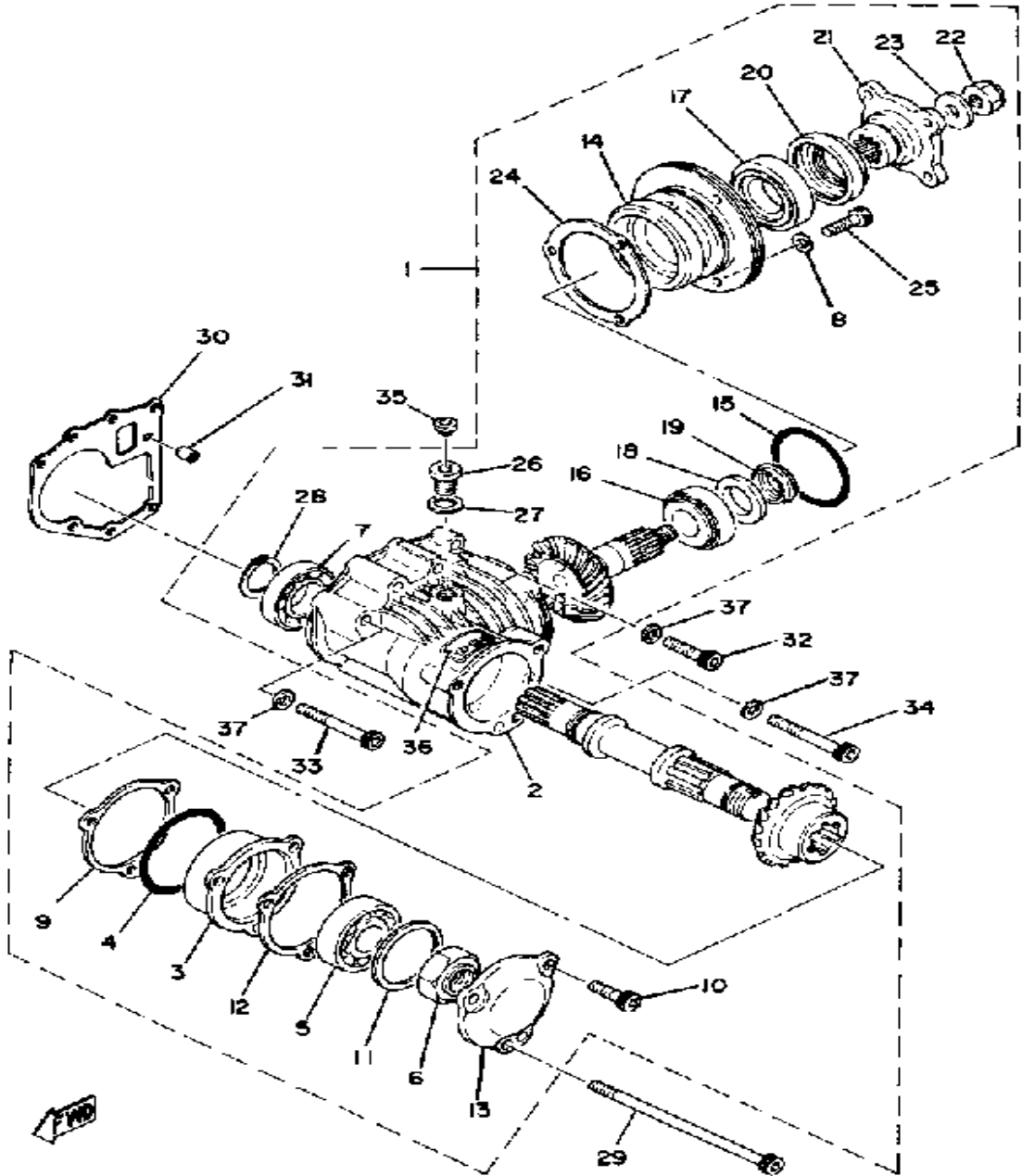
# MIDDLE DRIVE GEAR



Ref. No.	Part Number	Description	Qty	Remarks
1	(4H1-17501-00-00)	MIDDLE GR CASE ASSEMBLY	1	
2	(2H9-17511-00-00)	HOUSING, MIDDLE GR	1	
3	(1J7-17521-Y0-00)	HOUSING, BEARING	1	
4	93210-68347-00	. O-RING	1	
5	93306-30533-00	. BEARING (B6305RB1 SPECIAL)	1	
6	90179-24230-00	. NUT, SPEC'L SHAPE	1	
7	93306-00612-00	. BEARING	1	
8	90201-08675-00	. WASHER, PLATE	3	
9	1J7-17531-Y0-15	. SHIM, PINION	1	U.R.
10	91311-08030-00	. BOLT	3	
11	1J7-17537-Y0-30	. SHIM, THRUST (0.30T)	1	U.R.
	1J7-17537-Y0-40	. SHIM, THRUST (0.40T)	1	U.R.
	1J7-17537-Y0-50	. SHIM, THRUST (0.50T)	1	U.R.
12	1J7-17519-Y0-00	. GASKET, HOUSING CAP	1	
13	(4H1-17538-00-00)	CAP, HOUSING	1	
14	(2H7-17551-00-00)	HOUSING, BEARING	1	
15	93210-71360-00	. O-RING	1	
16	93332-00028-00	. BEARING	1	
17	93332-00024-00	. BEARING	1	
18	90201-25634-00	. WASHER, PLATE	1	
19	2H7-17571-01-00	. SPACER, EXPANSION	1	
20	93101-35085-00	. OIL SEAL	1	
21	1J7-17555-Y0-00	. FLANGE, MIDDLE GEAR	1	
22	90185-14070-00	. NUT, SELF-LOCKING	1	
23	90201-14633-00	. WASHER, PLATE	1	
24	2H7-17531-00-15	. SHIM, PINION	1	U.R.
25	91311-08030-00	. BOLT	3	
26	90340-14046-00	. PLUG, STRAIGHT SCREW	1	

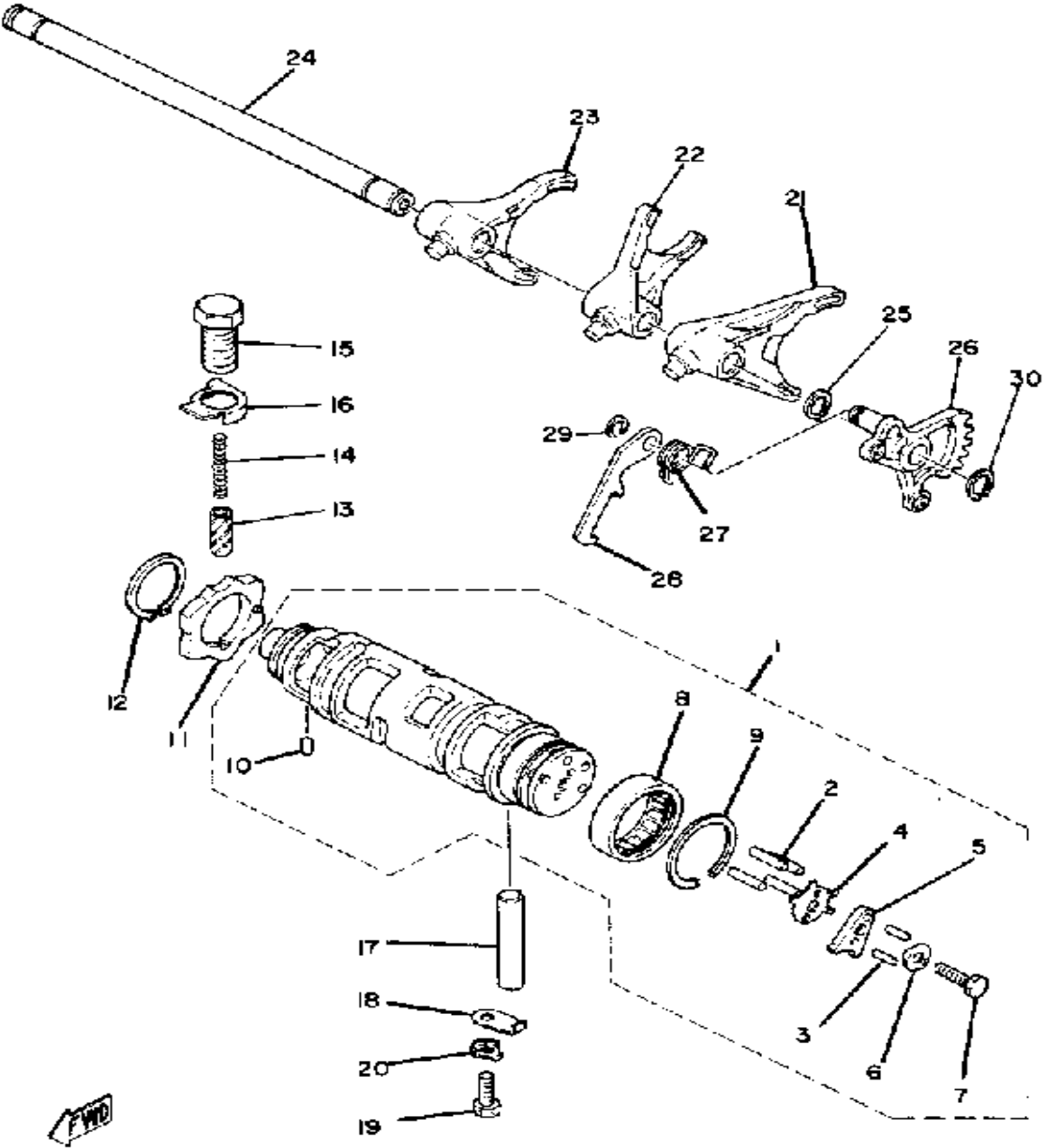
CONTINUED ON NEXT FRAME ►

# MIDDLE DRIVE GEAR



Ref. No.	Part Number	Description	Qty	Remarks
27	214-11198-01-00	. GASKET .....	1	
28	99009-30400-00	. CIRCLIP .....	1	
29	91316-08160-00	BOLT, SOCKET HEAD .....	1	
30	1J7-17518-00-00	GASKET, MDL GR CASE .....	1	
31	99530-10014-00	PIN, DOWEL .....	1	
32	91316-08035-00	BOLT, SOCKET HEAD .....	1	
33	91316-08065-00	BOLT, SOCKET HEAD .....	3	
34	(91316-08105-00)	BOLT, SOCKET HEAD .....	2	
35	341-23469-00-00	CAP, BOLT .....	1	
36	1J7-46181-11-00	LABEL, OIL CAUTION .....	1	
37	90201-08675-00	WASHER, PLATE .....	6	

# SHIFT CAM-FORK

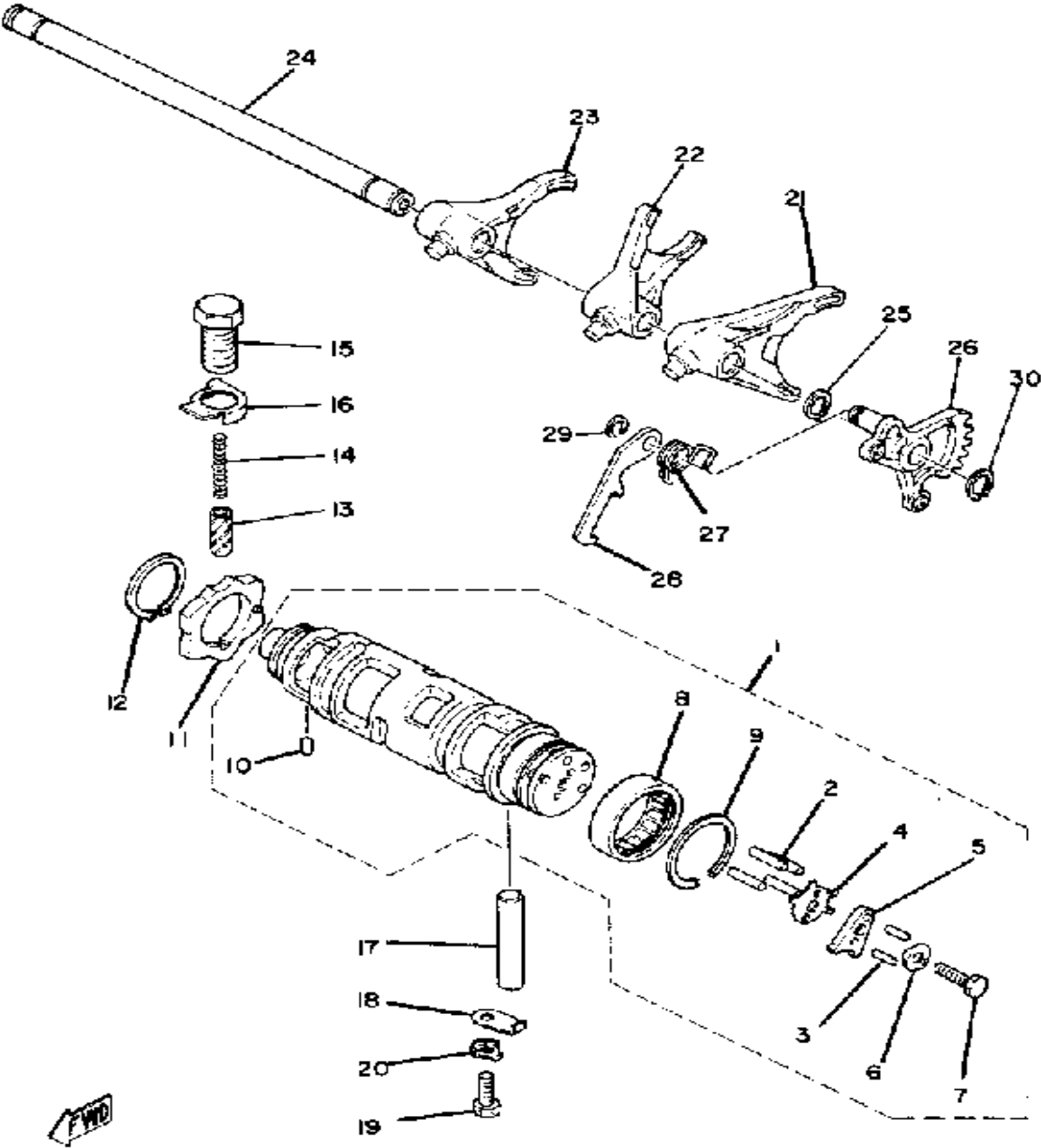


Ref. No.	Part Number	Description	Qty	Remarks
1	2H7-18540-00-00	SHIFT CAM ASSEMBLY	1	
2	93604-18058-00	. PIN, DOWEL	4	
3	93603-10049-00	. PIN, DOWEL	2	
4	2H7-18561-00-00	. PLATE, SIDE 1	1	
5	2H7-18566-00-00	. PLATE, SIDE 2	1	
6	90215-05140-00	. WASHER, LOCK	1	
7	97313-05020-00	. BOLT, HEXAGON	1	
8	93315-23612-00	. BEARING	1	
9	93440-34025-00	. CIRCLIP	1	
10	93604-08071-00	. PIN, DOWEL	1	
11	2J2-W1814-00-00	PLATE, STOPPER	1	
12	99009-30400-00	CIRCLIP	1	
13	1J7-18547-00-00	STOPPER, CAM	1	
14	90501-10196-00	SPRING, COMPRESSION	1	
15	90149-14117-00	SCREW, SPEC'L SHAPE	1	
16	90215-15141-00	WASHER, LOCK	1	
17	93608-52138-00	PIN, DOWEL	1	
18	2H7-15531-00-00	PLATE, STOPPER	1	
19	97313-06016-00	BOLT, HEXAGON	1	
20	90215-06040-00	WASHER, LOCK	1	
21	2H7-18511-00-00	FORK, SHIFT 1	1	
22	2H7-18512-00-00	FORK, SHIFT 2	1	
23	2H7-18513-00-00	FORK, SHIFT 3	1	
24	2H7-18531-01-00	BAR, SHIF FRK GDE 1	1	
25	99009-12400-00	CIRCLIP	1	
26	(2H7-18122-00-00)	LEVER, SHIFT 2	1	
27	90508-10362-00	SPRING, TORSION	1	
28	2H7-18151-00-00	LEVER, SHIFT 3	1	
29	93440-08001-00	CIRCLIP, OUTER	1	

CONTINUED ON NEXT FRAME ➤

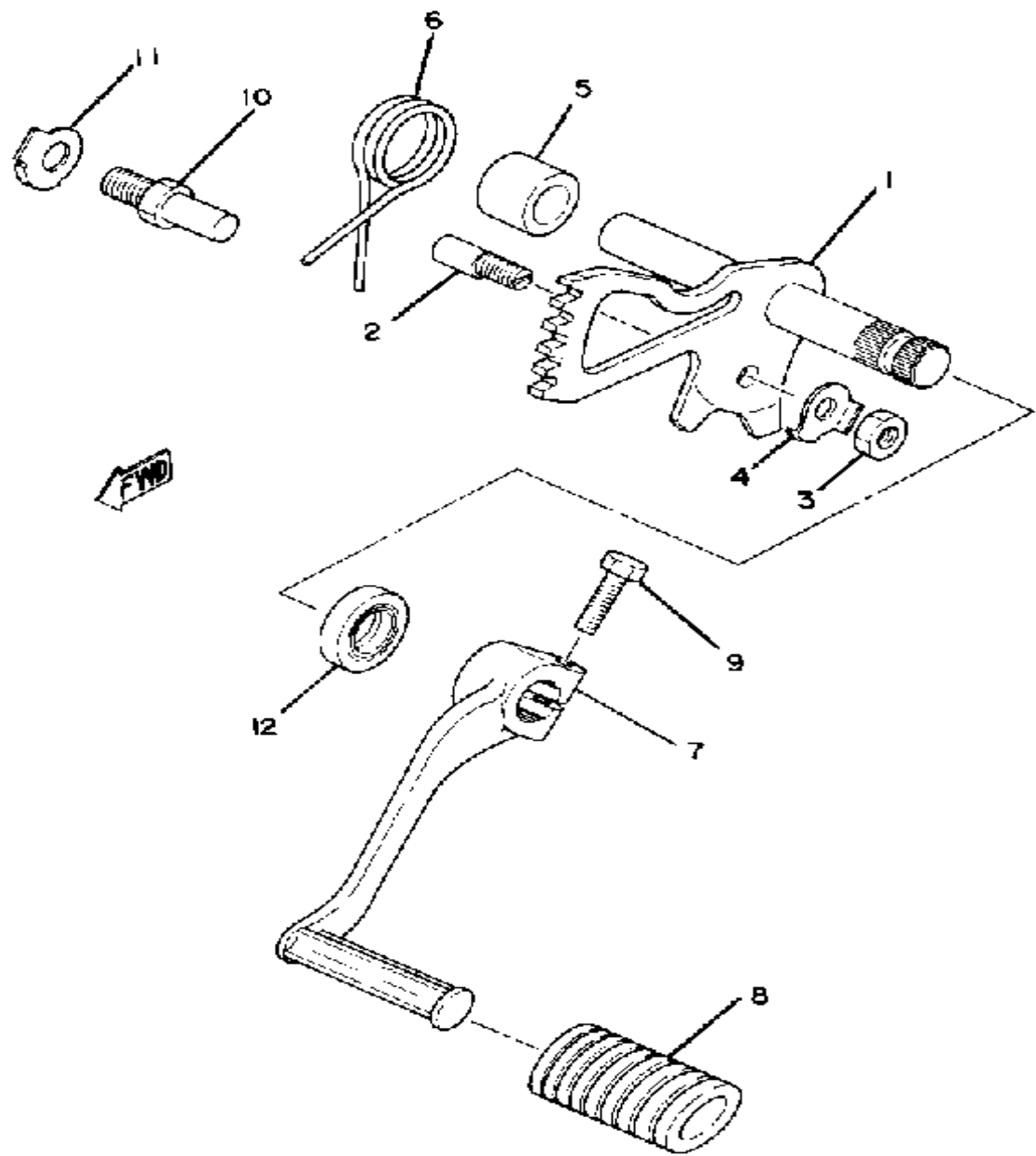


# SHIFT CAM-FORK



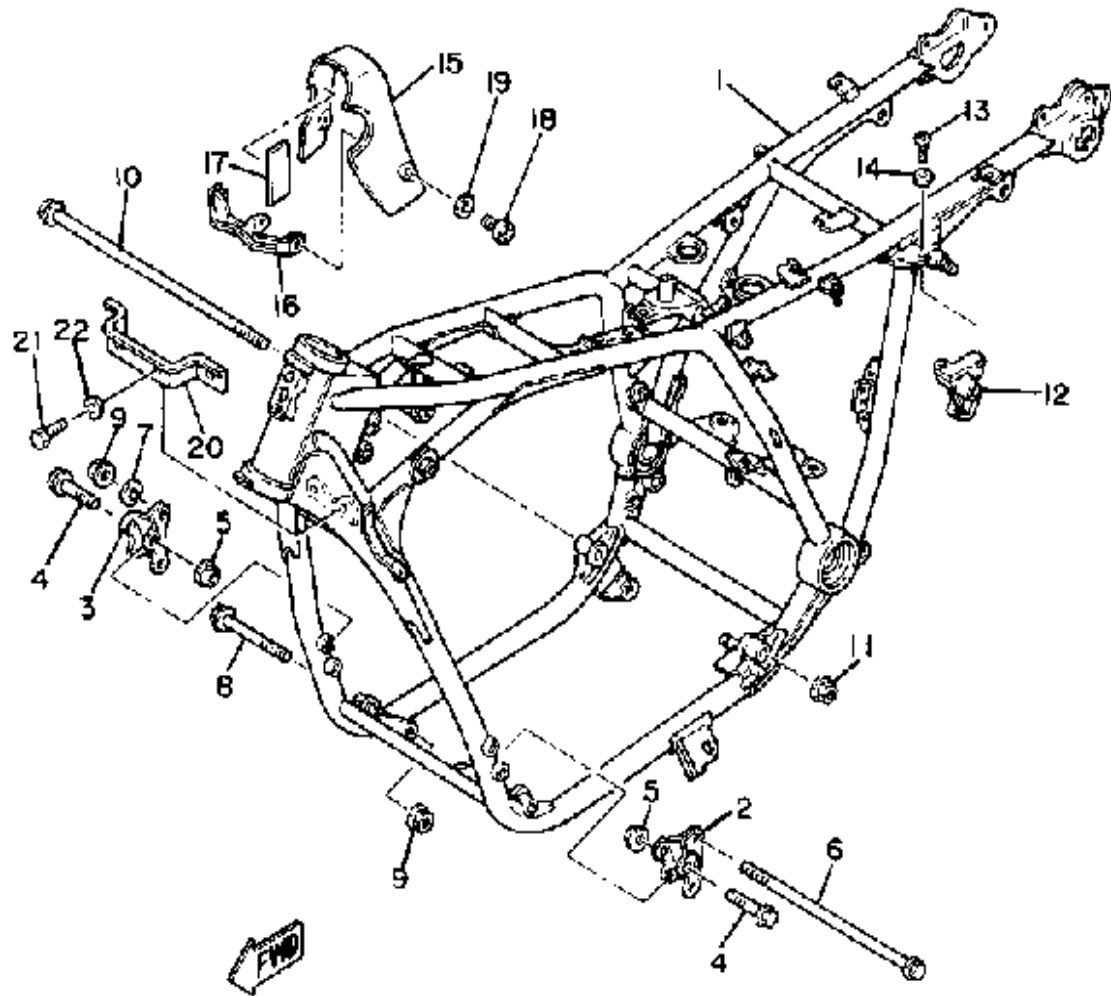
Ref. No.	Part Number	Description	Qty	Remarks
30	99009-12400-00	CIRCLIP .....	1	

# SHIFT SHAFT-PEDAL



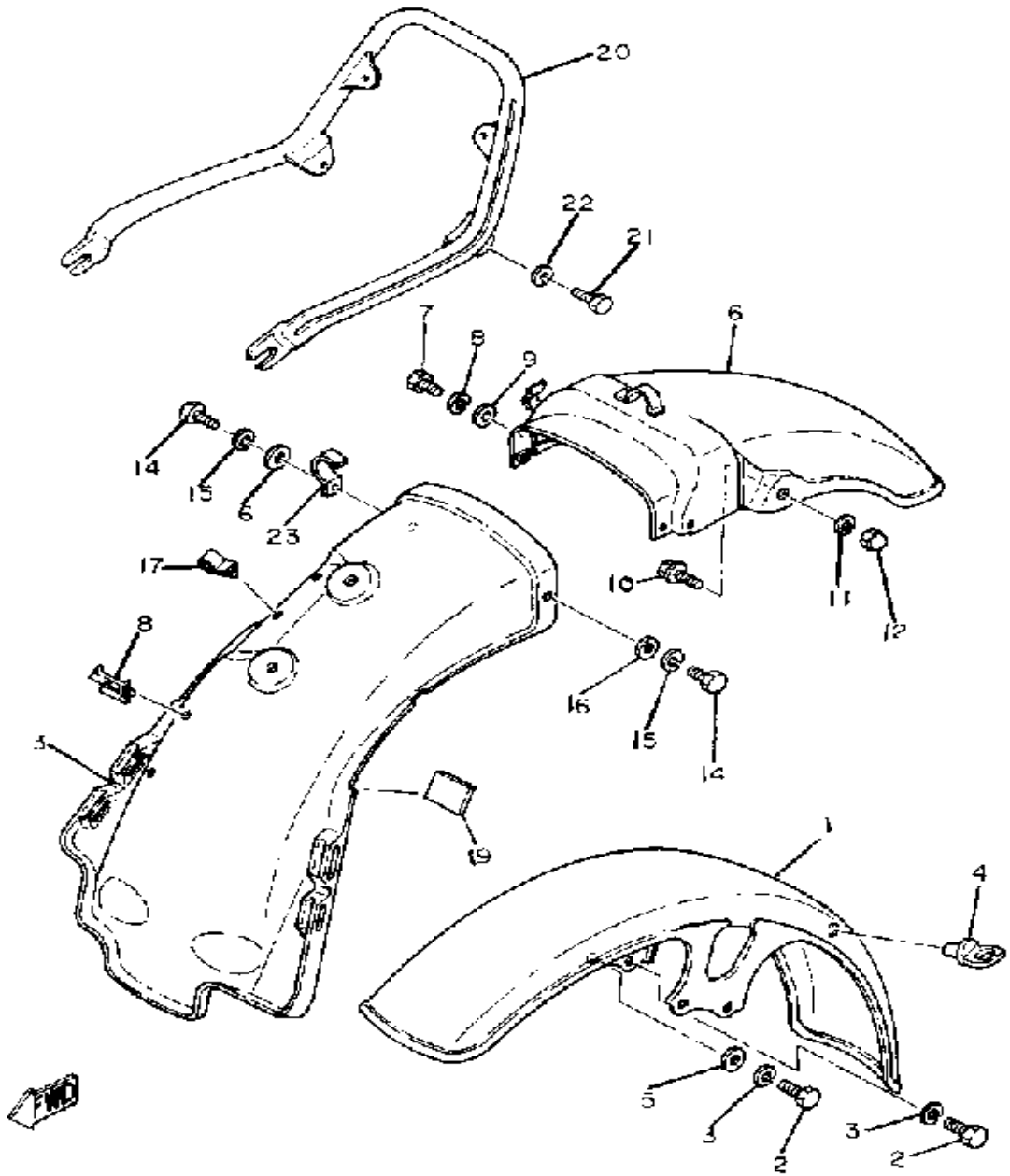
Ref. No.	Part Number	Description	Qty	Remarks
1	(4H3-18101-00-00)	SHIFT SHAFT ASSEMBLY 1	1	
2	90149-06017-00	SCREW, SPEC'L SHAPE (214-18186-00)	1	
3	95380-06600-00	NUT	1	
4	90215-06016-00	WASHER, LOCK	1	
5	(90560-11026-00)	SPACER	1	
6	90508-29361-00	SPRING, TORSION	1	
7	(4H3-18111-00-00)	PEDAL, SHIFT	1	
8	132-18113-01-00	COVER, SHIFT PEDAL	1	
9	97016-06020-00	BOLT	1	
10	90109-08441-00	BOLT	1	
11	90215-08115-00	WASHER, LOCK	1	
12	93102-12321-00	OIL SEAL, SD-TYPE	1	

# FRAME



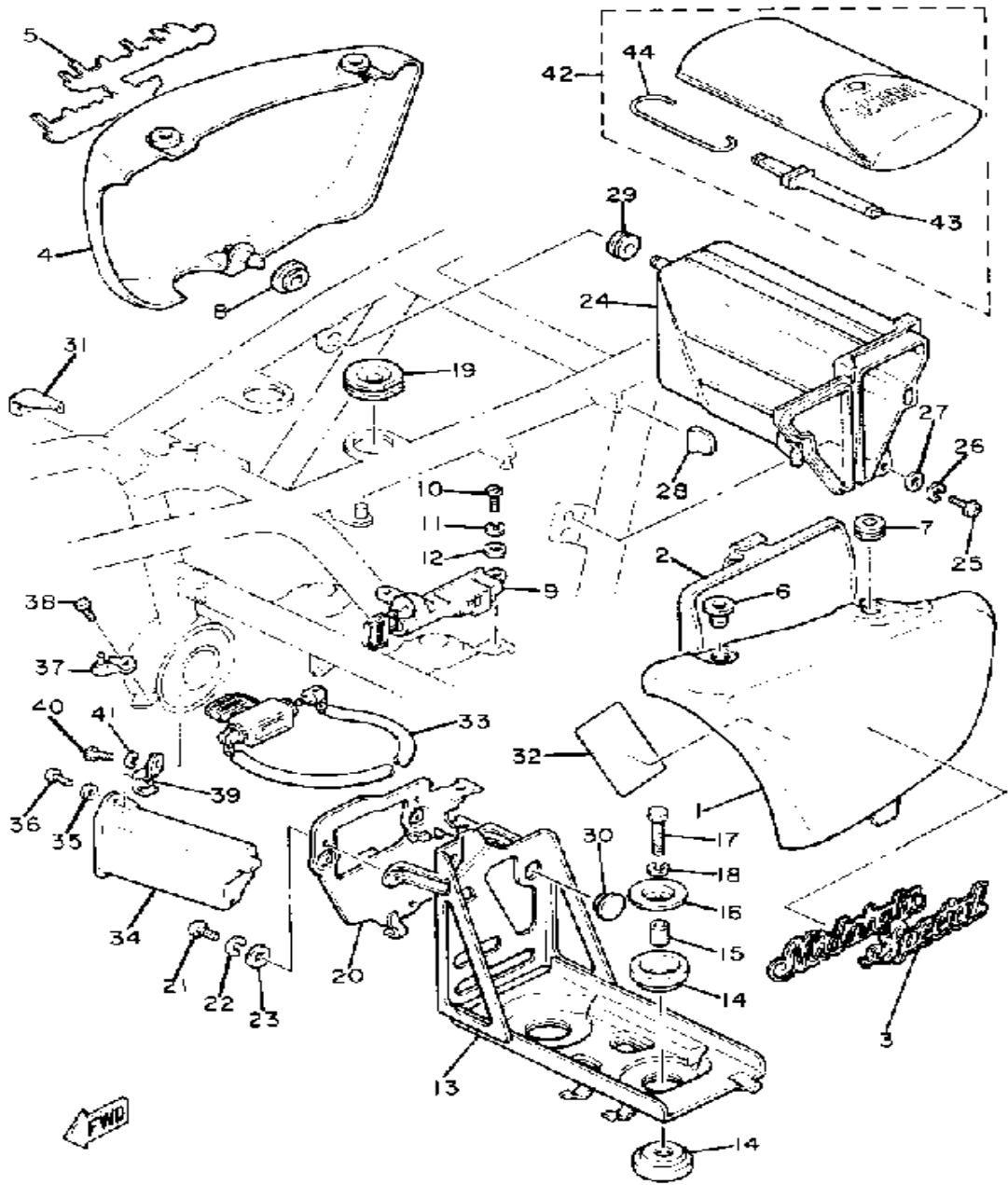
Ref. No.	Part Number	Description	Qty	Remarks
1	(4W1-21110-00-98)	FRAME .....	1	LOW GLOSS BLK
2	(4H3-21315-00-00)	STAY, ENGINE 2 .....	1	
3	(4H3-21316-00-00)	STAY, ENGINE 3 .....	1	
4	90105-08107-00	BOLT, WASHER BASED .....	4	
5	(4H3-21293-00-00)	NUT .....	4	
6	90105-10056-00	BOLT, WASHER BASED .....	1	
7	92906-10100-00	WASHER, SPRING .....	1	
8	4H3-21483-00-00	BOLT, ENG MNTNG 3 .....	2	
9	90179-10321-00	NUT .....	3	
10	(4H3-21484-00-00)	BOLT, ENG MNTNG 4 .....	1	
11	90179-12323-00	NUT, SPEC'L SHAPE .....	1	
12	2H7-21308-00-00	HELMET HANGER ASSEMBLY	1	
13	98516-06012-00	SCREW, PAN HEAD .....	2	
14	92906-06100-00	WASHER, SPRING .....	2	
15	(4H3-2139R-00-00)	COVER 2 .....	1	
16	(4R0-2139T-00-00)	BRACKET, COVER .....	1	
17	(3H3-2139U-00-00)	DAMPER 2 .....	2	
18	98516-05012-00	SCREW, PAN HEAD 4CG .....	2	
19	92906-05200-00	WASHER, PLAIN .....	2	
20	3J6-2134Y-01-00	STAY, HORN .....	1	
21	97016-08016-00	BOLT .....	2	
22	92906-08100-00	WASHER, SPRING .....	2	

# FRONT FENDER-REAR FENDER



Ref. No.	Part Number	Description	Qty	Remarks
1	4H3-21511-00-6G	FENDER, FRONT	1	NW YAMAHA BLK
2	97313-08020-00	BOLT, HEXAGON	4	
3	92990-08100-00	WASHER	4	
4	1A0-21518-00-00	HOLDER, CABLE	1	
5	90201-08100-00	WASHER, PLATE	2	
6	4H3-21610-00-6G	FENDER, REAR	1	NW YAMAHA BLK
7	(97326-06014-00)	BOLT, HEXAGON	2	
8	92906-06100-00	WASHER, SPRING	2	
9	92906-06600-00	WASHER	2	
10	95811-10020-00	BOLT, FLANGE (95822-10020-00)	2	
11	92990-10100-00	WASHER, SPRING	2	
12	90176-10013-00	NUT, CROWN	2	
13	3H3-21629-00-00	GUARD, MUD	1	
14	97026-06012-00	BOLT	2	
15	92906-06100-00	WASHER, SPRING	2	
16	90201-06M08-00	WASHER, PLATE	2	
17	90464-12027-00	CLAMP	2	
18	90464-16021-00	CLAMP	3	
19	2H7-21628-00-00	DAMPER 1 (4U5-2317J-00)	1	
20	4H3-21645-00-00	STAY, REAR	1	
21	97313-08020-00	BOLT, HEXAGON	2	
22	92990-08200-00	WASHER, PLAIN	2	
23	90462-06009-00	CLAMP	1	

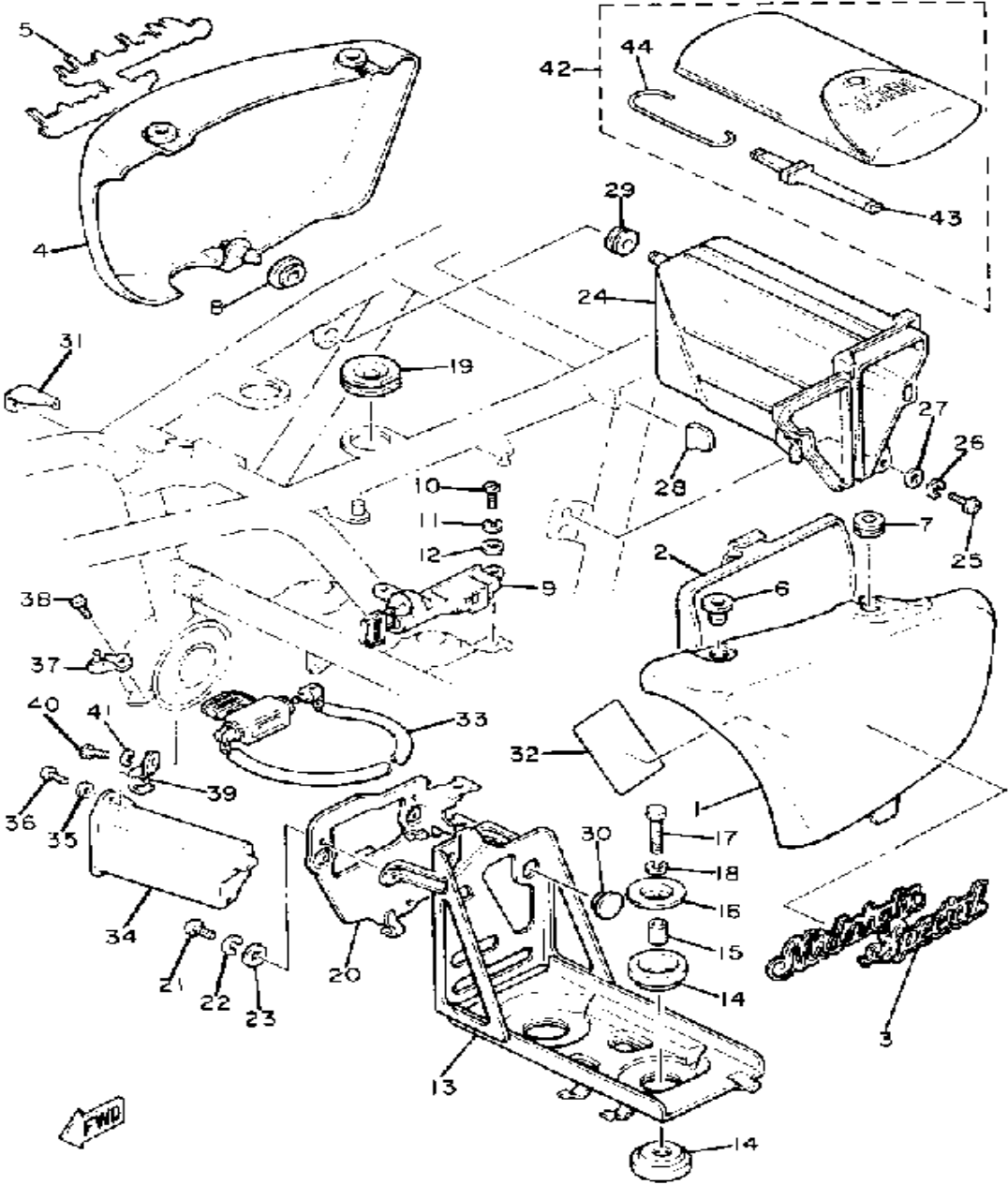
# SIDE COVER-TOOL



Ref. No.	Part Number	Description	Qty	Remarks
1	4H3-21711-00-6G	COVER, SIDE 1 (L.H.)	1	NW YAMAHA BLK
2	3J6-28185-00-00	LID	1	
3	4H3-21781-00-00	EMBLEM 1	1	
4	4H3-21721-00-6G	COVER, SIDE 2 (R.H.)	1	NW YAMAHA BLK
5	4H3-21782-00-00	EMBLEM 2	1	
6	90480-12261-00	GROMMET	2	
7	90480-12053-00	GROMMET	2	
8	90480-01401-00	GROMMET	1	
9	(4H3-21708-00-00)	SIDE CVR LOCK ASSEMBLY	1	
10	98506-06014-00	SCREW, PAN HEAD (92506-06014)	2	
11	92906-06100-00	WASHER, SPRING	2	
12	92906-06600-00	WASHER	2	
13	(2H7-21170-00-33)	BOX	1	YAMAHA BLACK
14	2H7-21746-00-00	DAMPER	4	
15	90387-06387-00	COLLAR	2	
16	90209-07170-00	WASHER, SPEC'L SHAP	2	
17	97021-06030-00	BOLT	2	
18	92995-06100-00	WASHER, SPRING	2	
19	2H7-21747-00-00	DAMPER	2	
20	(2H7-21543-00-91)	PLATE 1	1	UNI CHROME
21	98580-06012-00	SCREW, PAN HEAD	3	
22	92995-06100-00	WASHER, SPRING	3	
23	92901-06600-00	WASHER	3	
24	2H7-21171-01-00	BOX, TOOL	1	
25	98580-06012-00	SCREW, PAN HEAD	1	
26	92995-06100-00	WASHER, SPRING	1	
27	90201-06M08-00	WASHER, PLATE	1	
28	90480-16185-00	GROMMET	1	

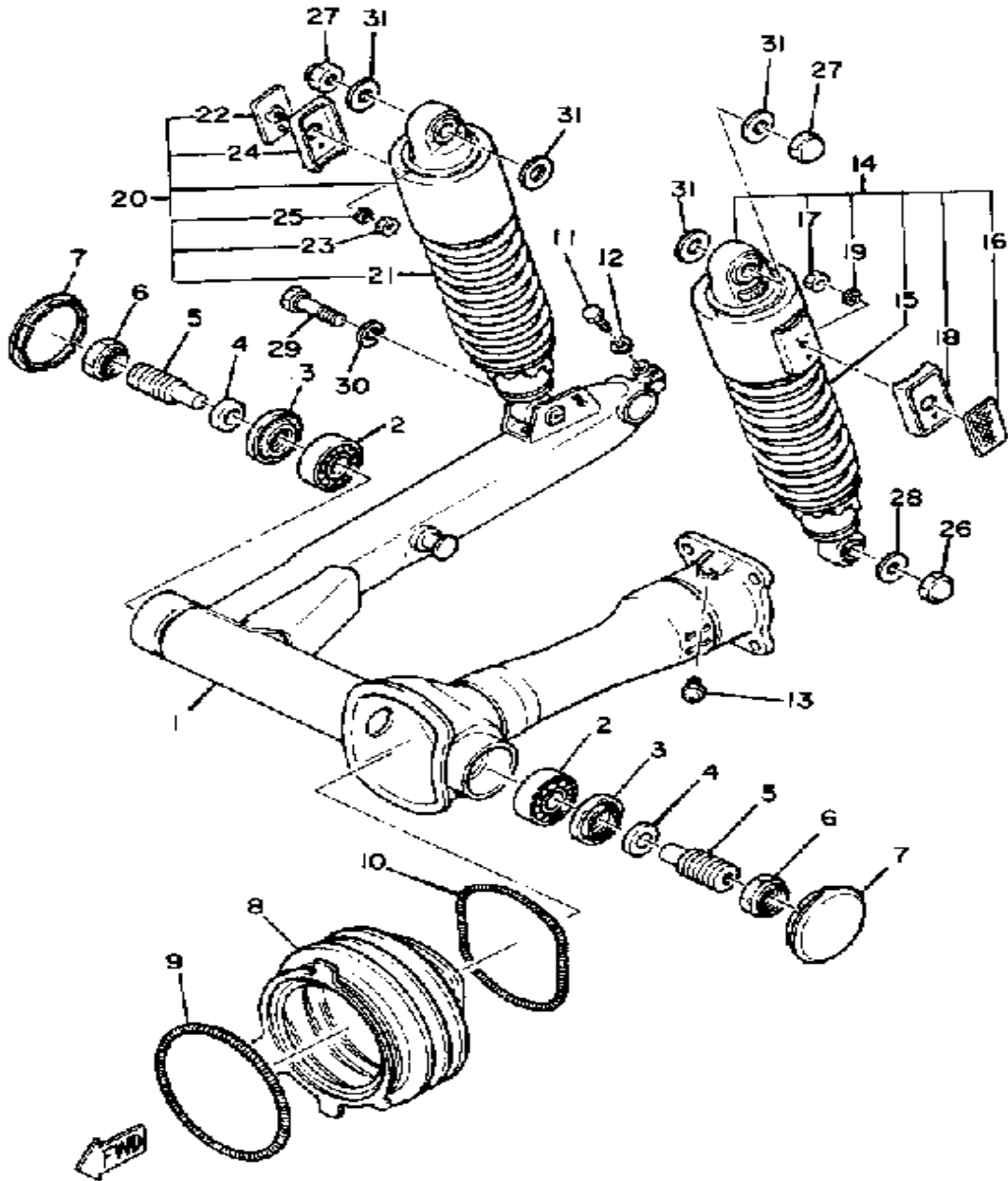
CONTINUED ON NEXT FRAME ►

# SIDE COVER-TOOL



Ref. No.	Part Number	Description	Qty	Remarks
29	90480-15058-00	GROMMET	1	
30	(90480-17218-00)	GROMMET	1	
31	(2H7-21715-00-00)	WASHER, SPECIAL 1	1	
32	(4R0-21683-00-00)	PLATE, SPEC	1	
33	(4W1-W2171-00-00)	WHEEL LOCK ASSEMBLY	1	
34	4R0-21258-00-00	BOX	1	
35	90201-062A8-00	WASHER, PLATE	1	
36	98506-06016-00	SCREW, PANHEAD	1	
37	4R0-2175H-01-00	STAY, LOCK	1	
38	91316-06012-00	BOLT, SOCKET HEAD	1	
39	(4R0-2172E-00-00)	STAY, SIDE COVER 1	1	
40	97026-06012-00	BOLT	1	
41	92906-06100-00	WASHER, SPRING	1	
42	2H7-W2810-00-00	TOOL KIT	1	
43	2H7-2815A-00-00	. GAUGE, OIL LEVEL	1	
44	3H3-2814A-00-00	. WIRE, HOOK	1	

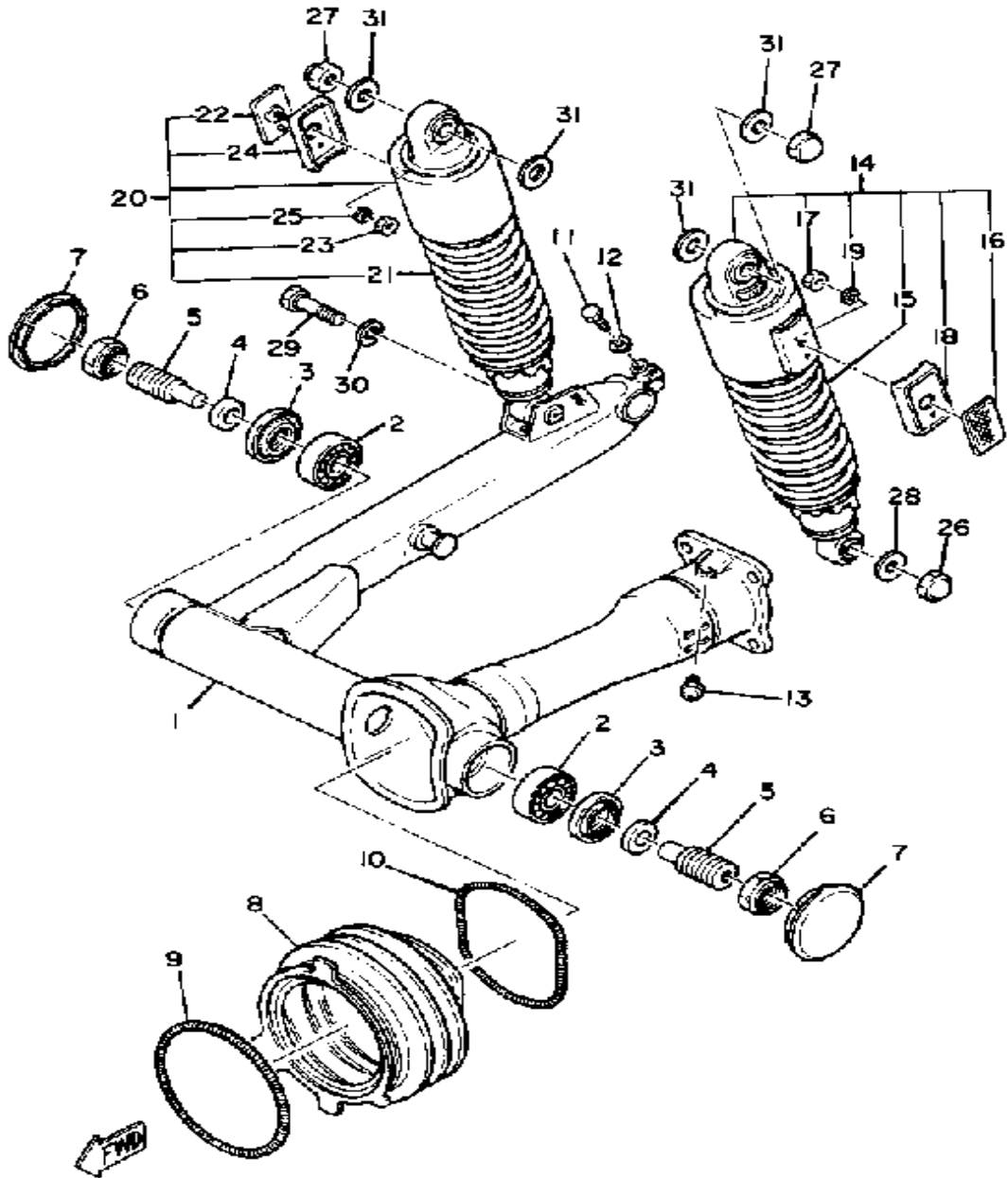
# REAR ARM-SUSPENSION



Ref. No.	Part Number	Description	Qty	Remarks
1	(4H3-22110-00-98)	REAR ARM .....	1	LOW GLOSS BLK
2	93332-00010-00	BEARING .....	2	
3	93102-25017-00	OIL SEAL .....	2	
4	90387-17543-00	COLLAR .....	2	
5	1J7-22141-00-00	SHAFT, PIVOT .....	2	
6	1J7-22143-00-00	NUT .....	2	
7	4H3-2219X-00-00	COVER .....	2	
8	2H7-22189-00-00	BOOT, RUBBER .....	1	
9	90506-07136-00	SPRING, TENSION .....	1	
10	90506-07135-00	SPRING, TENSION .....	1	
11	97026-08035-00	BOLT (TJ) .....	1	
12	92906-08100-00	WASHER, SPRING .....	1	
13	93700-06M03-00	NIPPLE, GREASE .....	1	
14	(4H3-22210-00-00)	SHK/ABS ASSEMBLY, REAR .	1	
15	(3J6-22212-00-00)	SPRING .....	1	
	(3J6-22212-A0-00)	SPRING .....	1	HEAVY DUTY
16	(4H3-85130-00-00)	REAR REFLECTOR ASSEMBLY	1	
17	95601-05100-00	. NUT, U .....	1	
18	3G1-85137-00-00	. BASE, RFLCTR REAR .....	1	
19	92990-05200-00	. WASHER, PLAIN .....	1	
20	(4H3-22210-10-00)	SHK/ABS ASSEMBLY, REAR .	1	
21	(3J6-22212-00-00)	SPRING .....	1	
	(3J6-22212-A0-00)	SPRING .....	1	HEAVY DUTY
22	(4H3-85130-00-00)	REAR REFLECTOR ASSEMBLY	1	
23	95380-05600-00	. NUT .....	1	
24	3G1-85137-00-00	. BASE, RFLCTR REAR .....	1	
25	92990-05200-00	. WASHER, PLAIN .....	1	
26	90176-10013-00	NUT, CROWN .....	1	
27	90176-10009-00	NUT, CROWN .....	2	

CONTINUED ON NEXT FRAME ➤

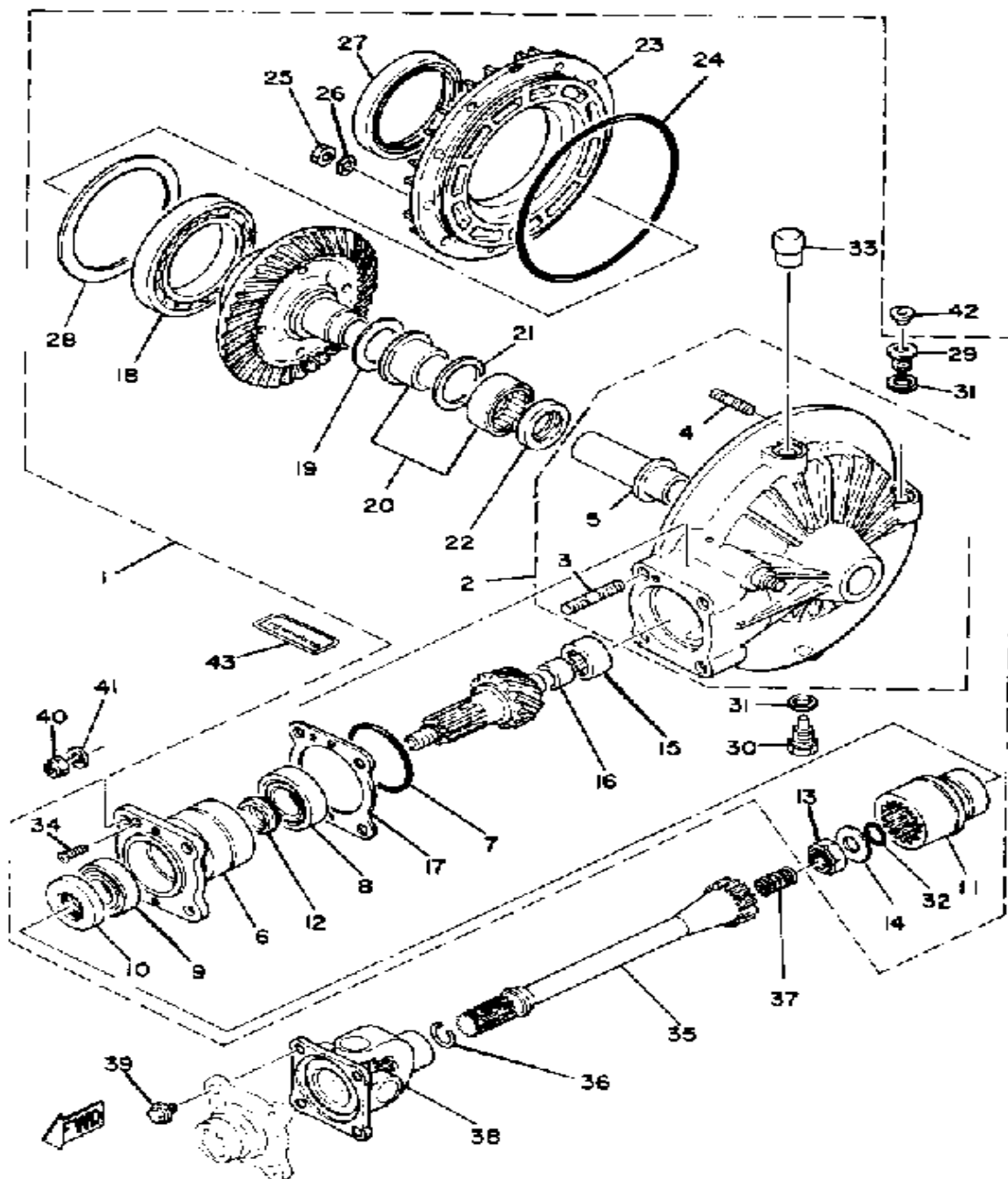
# REAR ARM-SUSPENSION



Ref. No.	Part Number	Description	Qty	Remarks
28	90201-10696-00	WASHER, plate	1	
29	(90106-10039-00)	BOLT, DOME HEAD	1	
30	92906-10100-00	WASHER, SPRING	1	
31	90201-100A1-00	WASHER, PLATE	4	



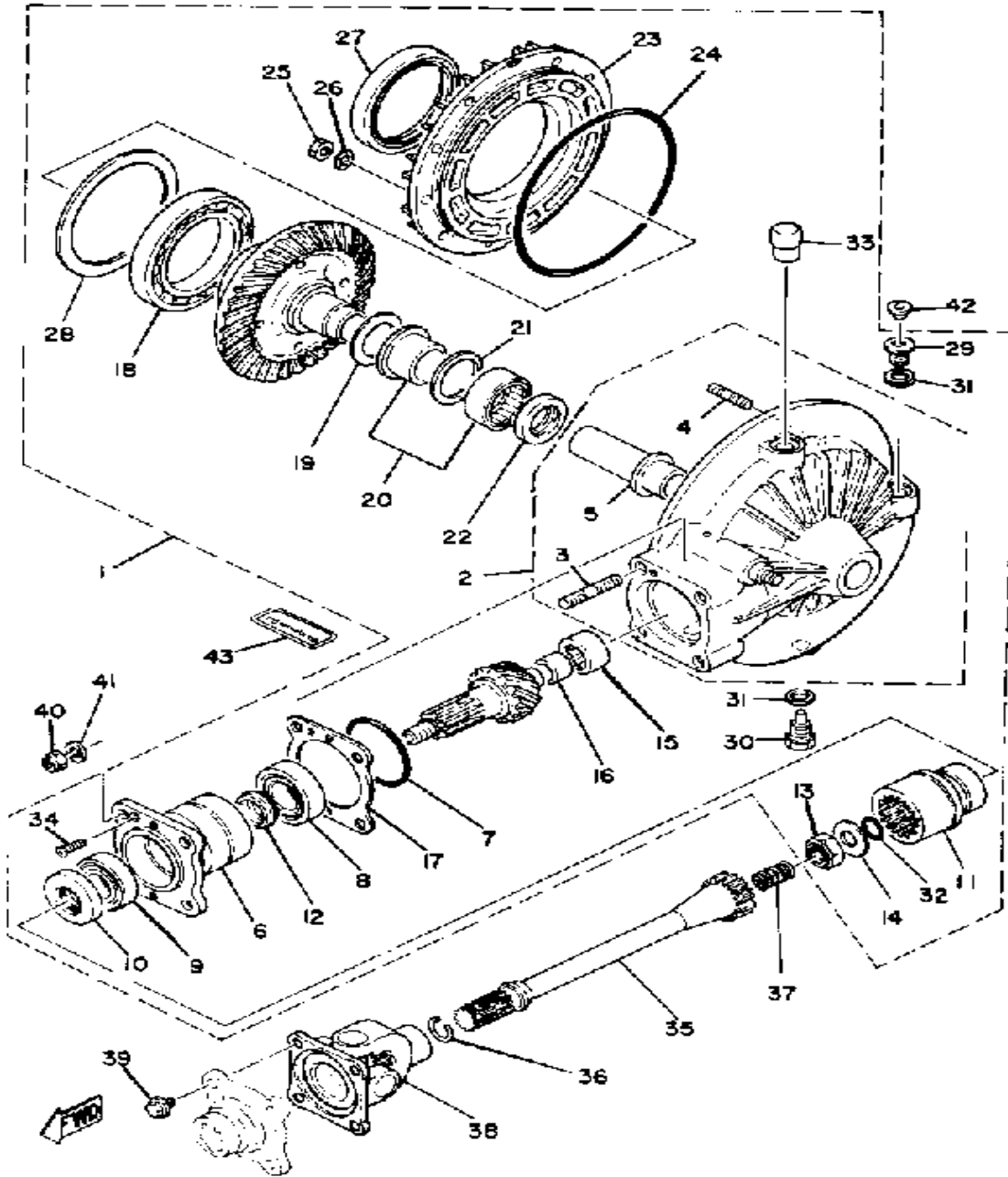
# DRIVE SHAFT



Ref. No.	Part Number	Description	Qty	Remarks
1	(4H3-46101-00-00)	RR AXL GR CASE ASSEMBLY	1	
2	(4H3-46150-00-00)	HOUSING, DR SHAFT	1	
3	(90116-10248-00)	BOLT, STUD	4	
4	90116-08247-00	.. BOLT, STUD	10	
5	1J7-46153-Y0-00	.. COLLAR, GUIDE	1	
6	2H7-46124-01-00	. HOUSING, BEARING	1	
7	93210-58346-00	. O-RING	1	
8	93332-00027-00	. BEARING, TAPRD # 2	1	
9	93332-00001-00	. BEARING	1	
10	93101-38086-00	. OIL SEAL	1	
11	2H7-46123-00-00	. COUPLING, GEAR	1	
12	1J7-46129-Y1-00	. SPACER, EXPANSION	1	
13	90185-14070-00	. NUT, SELF-LOCKING	1	
14	90201-14664-00	. WASHER, PLATE	1	
15	93317-41510-00	. BEARING	1	
16	2H7-46122-00-00	. RACE, INNER	1	
17	1J7-46127-Y0-30	. SHIM (0.35T)	1	U.R.
	1J7-46127-Y0-40	. SHIM (0.40T)	1	U.R.
	1J7-46127-Y0-45	. SHIM (0.45T)	1	U.R.
	1J7-46127-Y0-50	. SHIM (0.50T)	1	U.R.
18	93316-01403-00	. BEARING	1	
19	(1J7-46119-Y0-10)	SHIM, THRUST	1	U.R.
	(1J7-46119-Y0-20)	SHIM, THRUST	1	U.R.
20	1J7-46106-N0-00	. BEARING ASSEMBLY	1	
21	1J7-46118-Y0-18	. WASHER, THRUST	1	U.R.
	1J7-46118-Y0-19	. WASHER, THRUST	1	U.R.
	1J7-46118-Y0-20	. WASHER, THRUST	1	U.R.
	1J7-46118-Y0-21	. WASHER, THRUST	1	U.R.
22	93101-30084-00	. OIL SEAL	1	

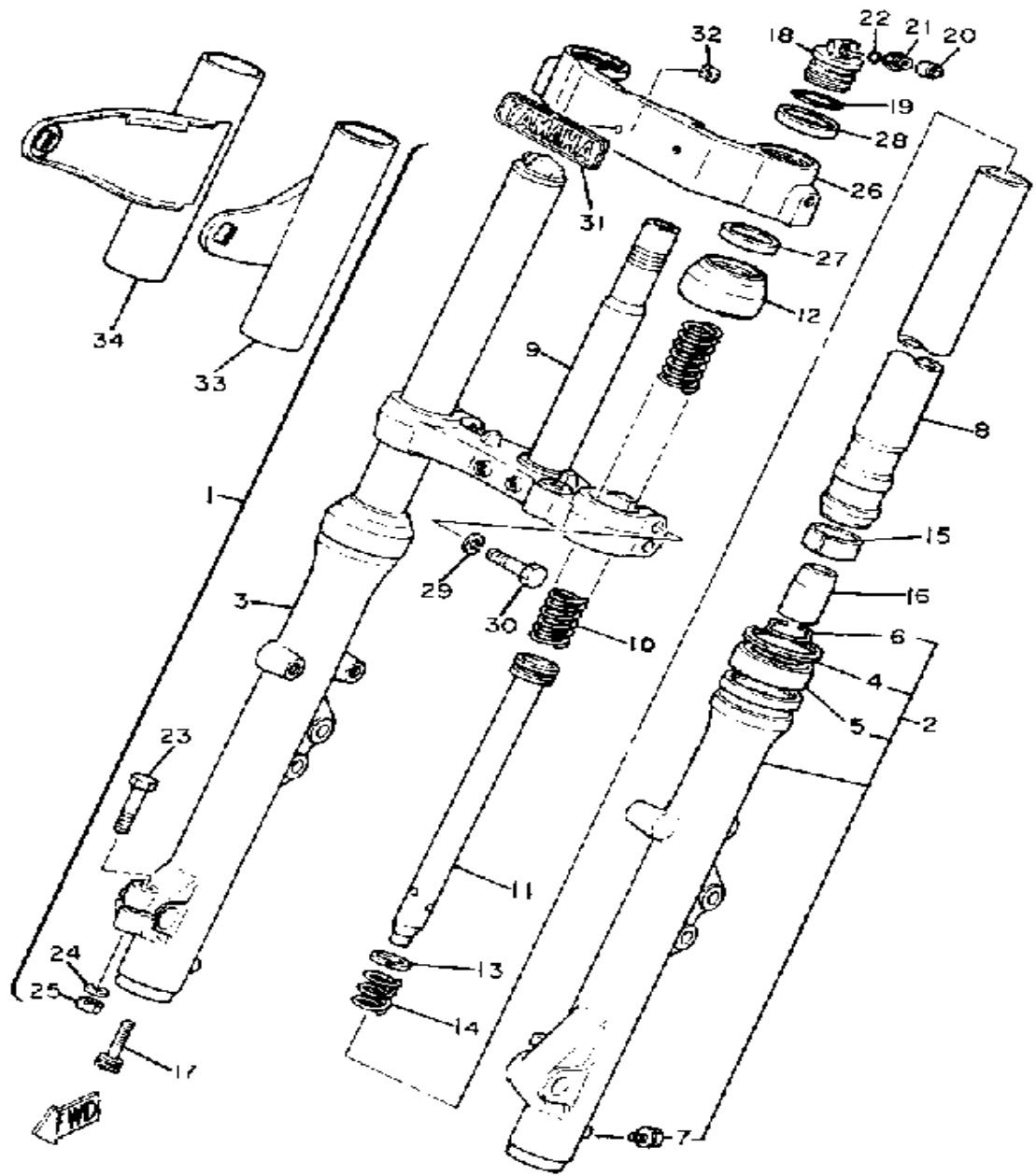
CONTINUED ON NEXT FRAME ►

# DRIVE SHAFT



Ref. No.	Part Number	Description	Qty	Remarks
23	(2H7-46152-00-00)	HOUSING, BEARING	1	
24	93211-44348-00	. O-RING	1	
25	95333-08600-00	. NUT	10	
26	92901-08700-00	. WASHER, WAVE	10	
27	93102-70167-00	. OIL SEAL	1	
28	1J7-46117-Y0-30	. SHIM, RING GEAR (0.30T)	1	U.R.
	1J7-46117-Y0-35	. SHIM, RING GEAR	1	U.R.
	1J7-46117-Y0-40	. SHIM, RING GEAR (0.40T)	1	U.R.
	1J7-46117-Y0-50	. SHIM, RING GEAR (0.50T)	1	U.R.
29	90340-14046-00	. PLUG, STRAIGHT SCREW	1	
30	90340-14118-00	. PLUG, STRAIGHT	1	
31	214-11198-01-00	. GASKET	2	
32	93210-14359-00	. O-RING	1	
33	4H3-17590-00-00	. BREATHER COMP	1	
34	98703-05018-00	. SCREW, FLAT HEAD (98701-05018-00)	1	
35	(2H7-46172-00-00)	SHAFT, DRIVE	1	
36	90468-12088-00	CLIP	1	
37	90501-16491-00	SPRING, COMPRESSION	1	
38	2H7-46180-00-00	CROSS JOINT	1	
39	90105-08155-00	BOLT, WASHER BASED	4	
40	95616-10100-00	NUT, U	4	
41	92906-10100-00	WASHER, SPRING	4	
42	341-23469-00-00	CAP, BOLT	1	
43	1J7-46181-11-00	LABEL, OIL CAUTION	1	

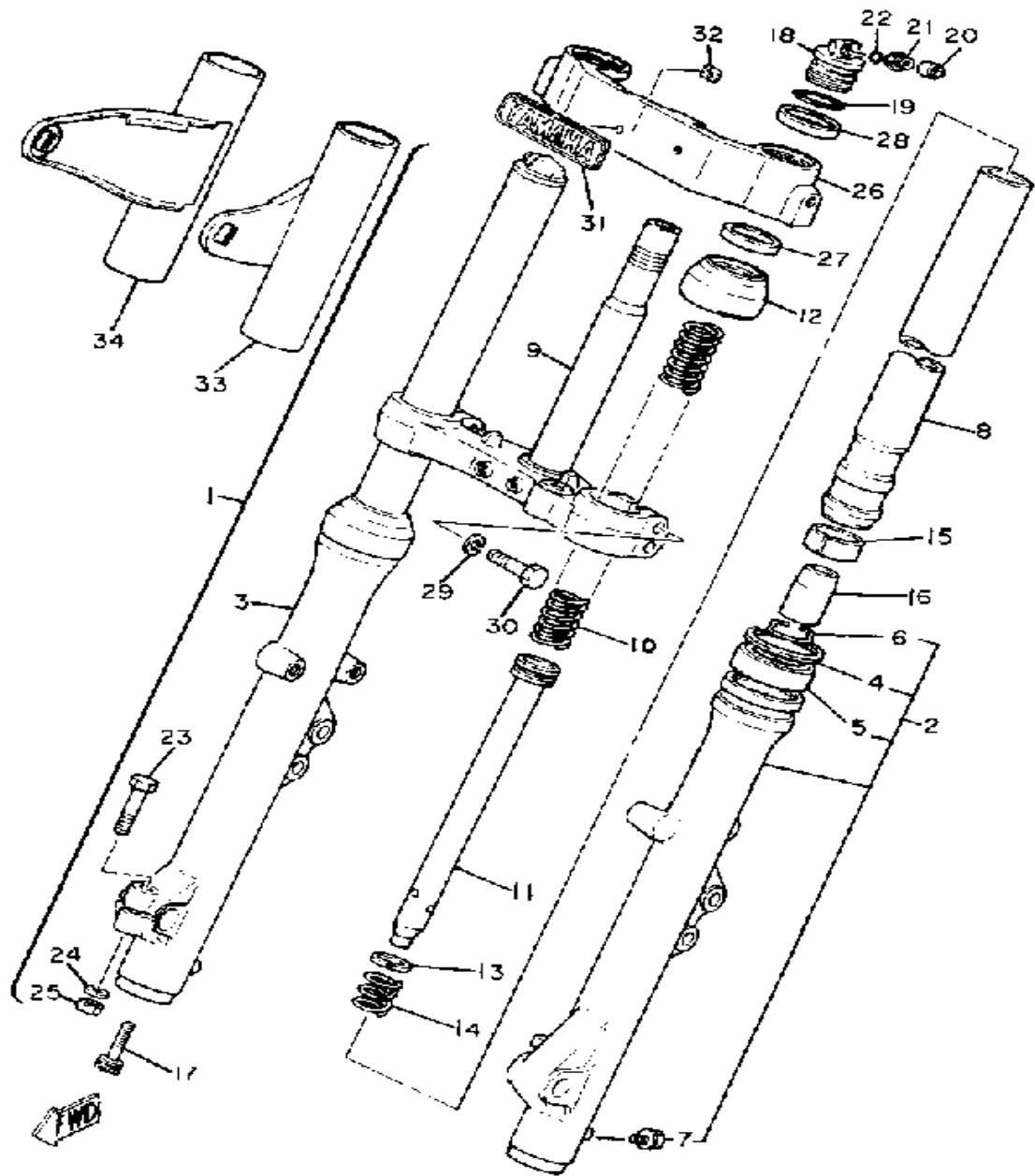
# FRONT FORK



Ref. No.	Part Number	Description	Qty	Remarks
1	(4W1-23101-00-00)	FRONT FORK ASSEMBLY	1	
2	(4W1-23126-00-00)	TUBE, OUTER 1	1	
3	(4W1-23136-00-00)	TUBE, OUTER 2	1	
4	(3J6-23146-00-00)	WASHER, OIL SEAL	2	
5	3J6-23145-00-00	.. OIL SEAL	2	
6	34X-23156-00-00	.. CLIP, OIL SEAL	2	
7	(4H3-23119-00-00)	PLUG, DRAIN	2	
8	5K7-23110-00-00	. INNER TUBE 1	2	
9	5K7-23340-00-90	. UNDER BRACKET	1	UNI CHROME (BLK)
10	(3J6-23141-00-00)	SPRING, FRONT FORK	2	
11	3H3-23170-00-00	. CYLINDER, FRTFRK	2	
12	10M-23144-00-00	. SEAL, DUST	2	
13	1T4-23157-01-00	. RING, PISTON FRTFRK (2F3-23157-00)	2	
14	1J3-23151-00-00	. SPRING, REBOUND	2	
15	3H3-23135-00-00	. METAL, SLIDE 2	2	
16	(1J3-23166-00-00)	SPACER, OIL LOCK	2	
17	3M7-23181-00-00	. BOLT, HEX SCKT HEAD	2	
18	(4H3-23111-00-00)	BOLT, CAP	2	
19	3H3-23114-00-00	. GASKET	2	
20	27H-23184-00-00	. CAP, AIR VALVE	2	
21	5K7-23190-00-00	. AIR VALVE	2	
22	3H3-23147-00-00	. O-RING	2	
23	4H3-23128-00-00	. BOLT, AXLE HOLDER	1	
24	3J3-23159-00-00	. WASHER, SPRING LWR	1	
25	4H3-23127-00-00	. NUT, OUTER TUBE	1	
26	(4H3-23122-00-00)	COVER, OUTER 1	1	
27	3H3-23163-00-00	. GASKET	2	
28	(4H3-23115-00-00)	GUIDE, COVER UPPER	2	

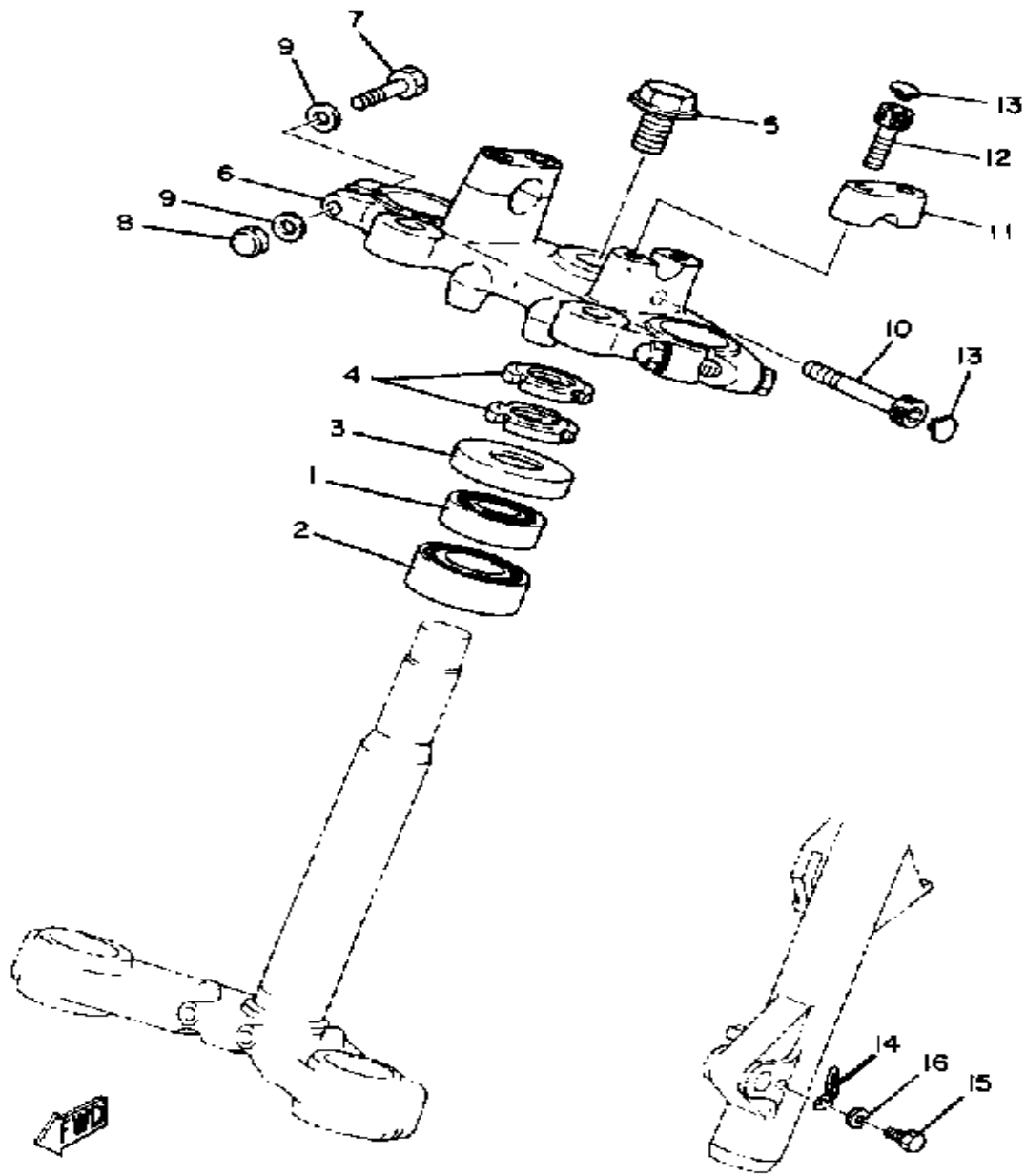
CONTINUED ON NEXT FRAME ►

# FRONT FORK



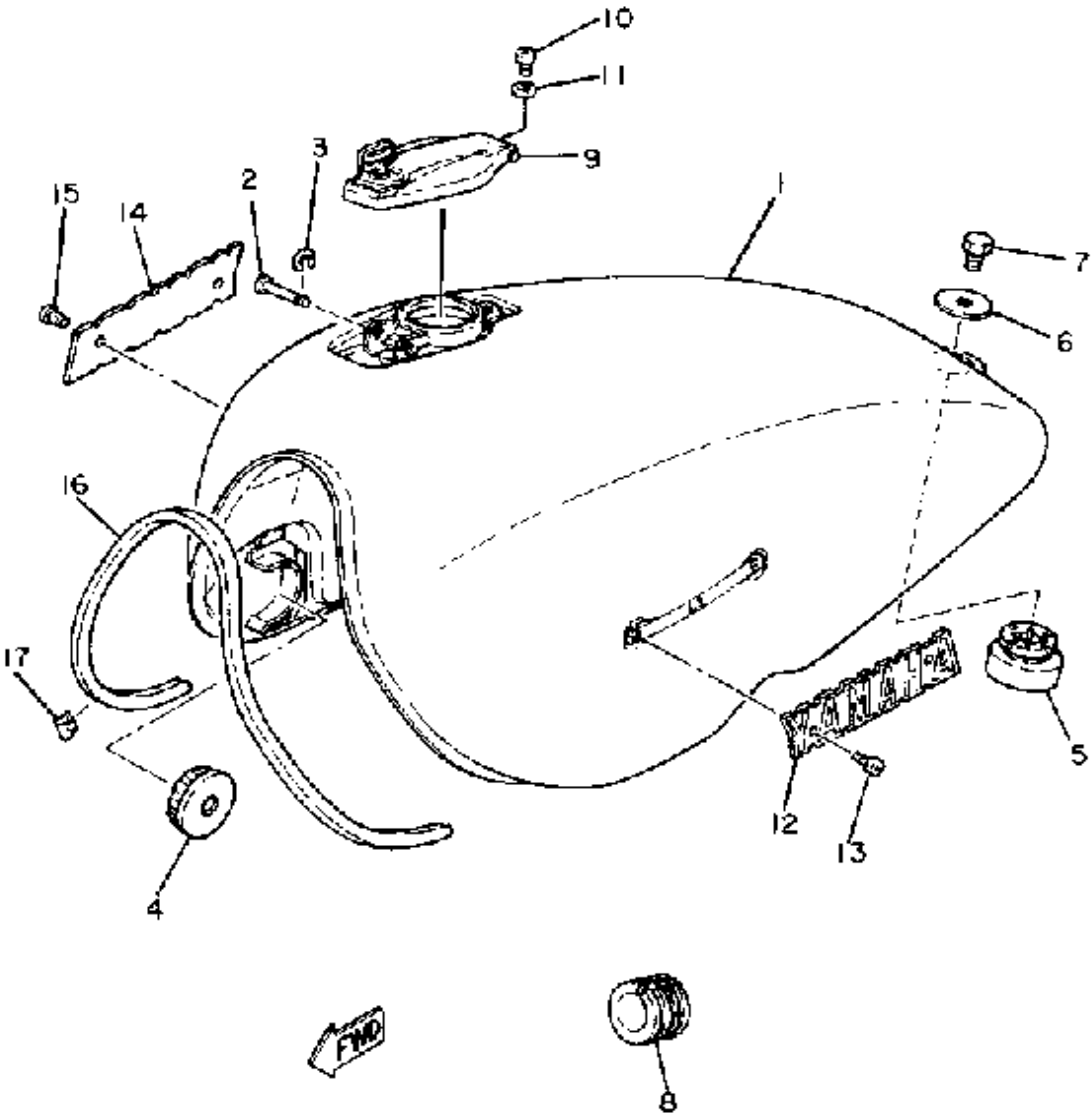
Ref. No.	Part Number	Description	Qty	Remarks
29	3J3-23159-00-00	. WASHER, SPRING LWR	4	
30	3J3-23346-00-00	. BOLT 1	4	
31	4H3-23395-00-00	. EMBLEM	1	
32	90183-04012-00	. NUT, SPRING	2	
33	4H3-23121-00-00	COVER, UPPER 1	1	
34	4H3-23131-00-00	COVER, UPPER 2	1	

# STEERING



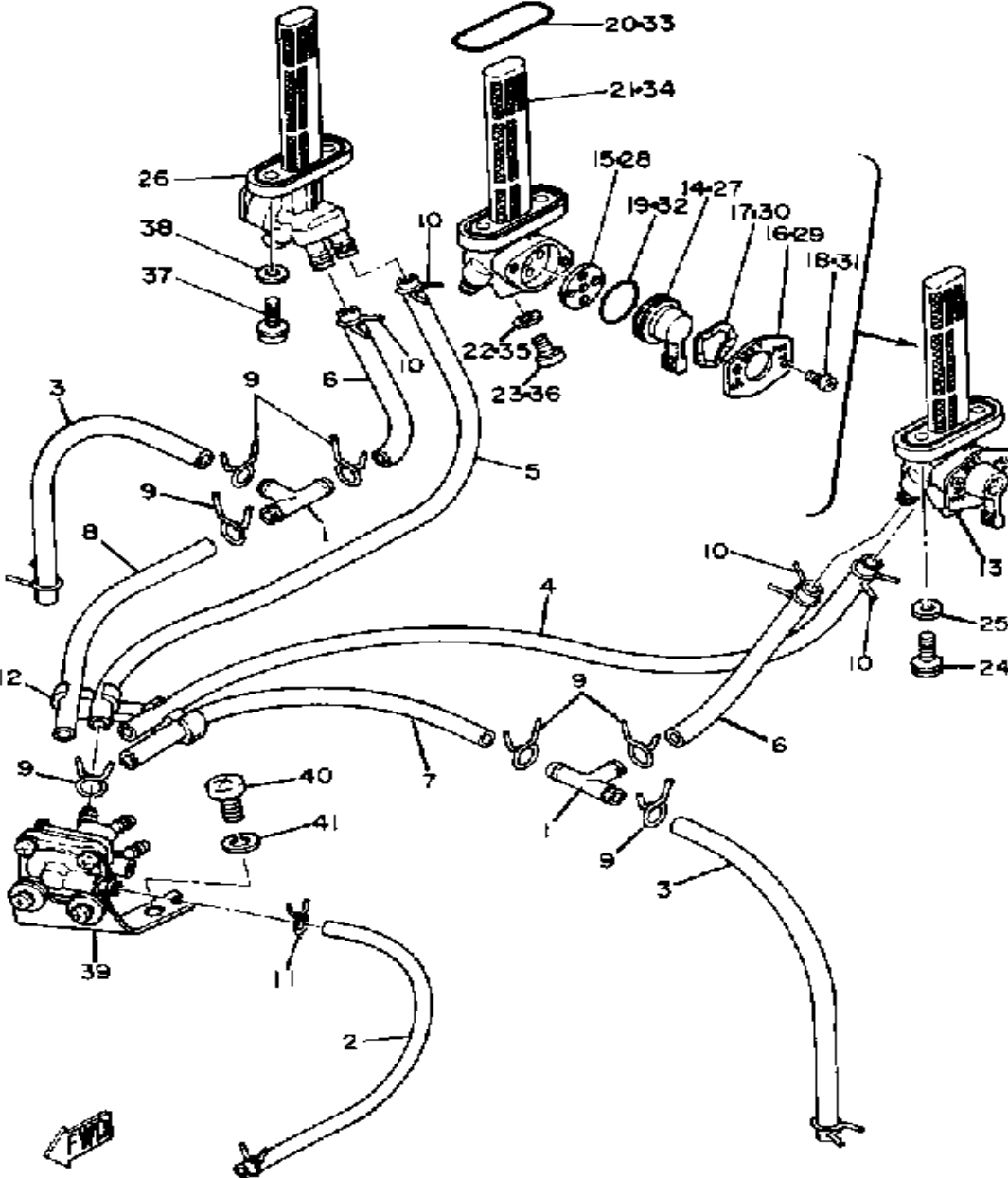
Ref. No.	Part Number	Description	Qty	Remarks
1	93332-00001-00	BEARING .....	1	
2	93332-00008-00	BEARING .....	1	
3	4H3-23415-00-00	COVER, BALL RACE 1 .....	1	
4	90179-25495-00	NUT, SPEC'L SHAPE .....	2	
5	90105-14365-00	BOLT, fitting 1 (4H3-23451-00) .	1	
6	3H3-23435-00-98	CROWN, HANDLE .....	1	
7	97026-08055-00	BOLT .....	2	
8	95306-08800-00	NUT (CROWN) .....	2	
9	92906-08600-00	WASHER .....	4	
10	91316-08040-00	BOLT, SOCKET HEAD .....	1	
11	360-23441-01-98	HOLDER, HANDLE UPR .....	2	LOW GLOSS BLK
12	91316-08030-00	BOLT, SOCKET HEAD .....	4	
13	341-23469-00-00	CAP, BOLT .....	5	
14	4H3-23318-00-00	HOLDER, CABLE 1 .....	1	
15	97026-06012-00	BOLT .....	1	
16	92906-06100-00	WASHER, SPRING .....	1	

# FUEL TANK



Ref. No.	Part Number	Description	Qty	Remarks
1	(3H3-24110-00-6G)	FUEL TANK .....	1	NW YAMAHA BLK
2	90249-03123-00	PIN, SPEC'L SHAPE .....	1	
3	93430-02001-00	CIRCLIP .....	1	
4	1J7-24181-01-00	DAMPER, LOCATING 1 .....	2	
5	2H7-24182-00-00	DAMPER, LOCATING 2 .....	1	
6	90201-08310-00	WASHER, PLATE .....	1	
7	97313-08012-00	BOLT .....	1	
8	1J7-24183-02-00	DAMPER, LOCATING 3 .....	2	
9	4R0-24602-01-00	CAP ASSEMBLY .....	1	
10	98580-05010-00	SCREW, PAN HEAD .....	1	
11	92990-05100-00	WASHER, SPRING .....	1	
12	4H3-24161-00-00	EMBLEM 1 .....	1	
13	90152-04006-00	SCREW, COUNTERSUNK .....	2	
14	4H3-24162-00-00	EMBLEM 2 .....	1	
15	90152-04006-00	SCREW, COUNTERSUNK .....	2	
16	4H3-24189-00-00	PLATE, MOLD .....	1	
17	90468-03063-00	CLIP .....	5	

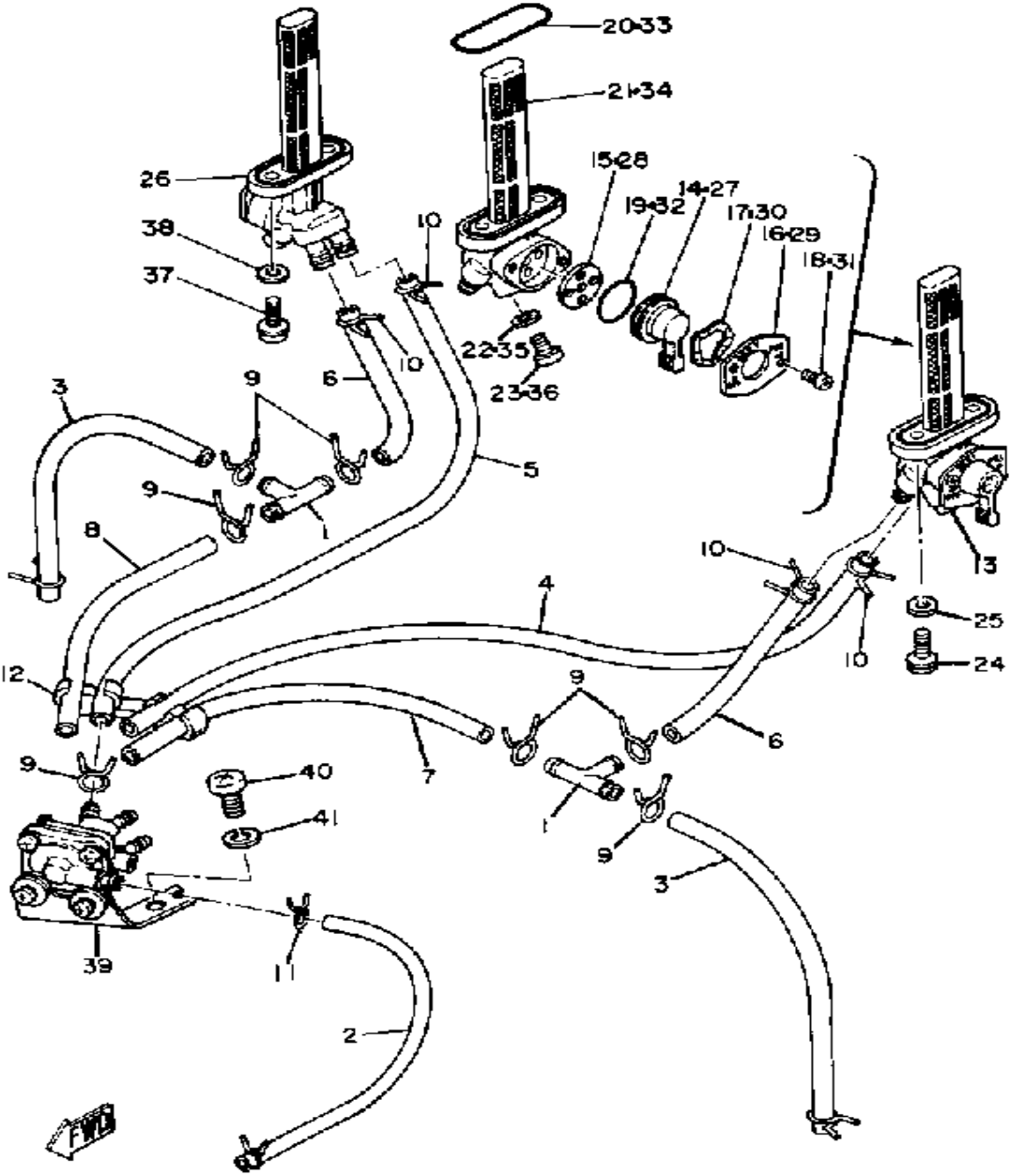
# FUEL COCK-PIPING



Ref. No.	Part Number	Description	Qty	Remarks
1	3H3-24376-00-00	PIPE, JOINT 1 .....	2	
2	90445-07219-00	HOSE .....	1	
3	90445-10345-00	HOSE .....	2	
4	3H3-24311-00-00	PIPE, FUEL 1 .....	1	
5	3H3-24312-00-00	PIPE 2 .....	1	
6	90445-10625-00	HOSE .....	2	
7	3H3-24314-00-00	PIPE 4 .....	1	
8	3H3-24315-00-00	PIPE 5 .....	1	
9	90467-09006-00	CLIP .....	12	
10	90467-10039-00	CLIP .....	4	
11	90467-07029-00	CLIP .....	2	
12	(3H3-24366-00-00)	CLAMP, FUEL PIPE 1 .....	1	
13	3H3-24500-01-00	FUEL COCK ASSEMBLY 1 ...	1	
14	(4H3-24524-00-00)	LEVER, COCK .....	1	
15	3H3-24523-00-00	. VALVE .....	1	
16	(4H3-24525-00-00)	PLATE, LVR FITTING .....	1	
17	10L-24518-00-00	. WASHER, wave .....	1	
18	98506-03008-00	. SCREW, PAN HEAD (90157-03122-00) .....	2	
19	3H3-24534-00-00	. O-RING .....	1	
20	2W6-24512-00-00	. O-RING .....	1	
21	3Y1-24514-00-00	. NET, FILTER 1 .....	1	
22	3H3-24522-00-00	. GASKET .....	2	
23	98580-05010-00	. SCREW, PAN HEAD .....	2	
24	(4H3-24535-00-00)	SCREW, LVR FITTING .....	2	
25	90202-05187-00	WASHER, PLATE .....	2	
26	3H3-24510-01-00	FUEL COCK ASSEMBLY 2 ...	1	
27	(4H3-24524-10-00)	LEVER, COCK .....	1	
28	3H3-24523-00-00	. VALVE .....	1	

CONTINUED ON NEXT FRAME ►

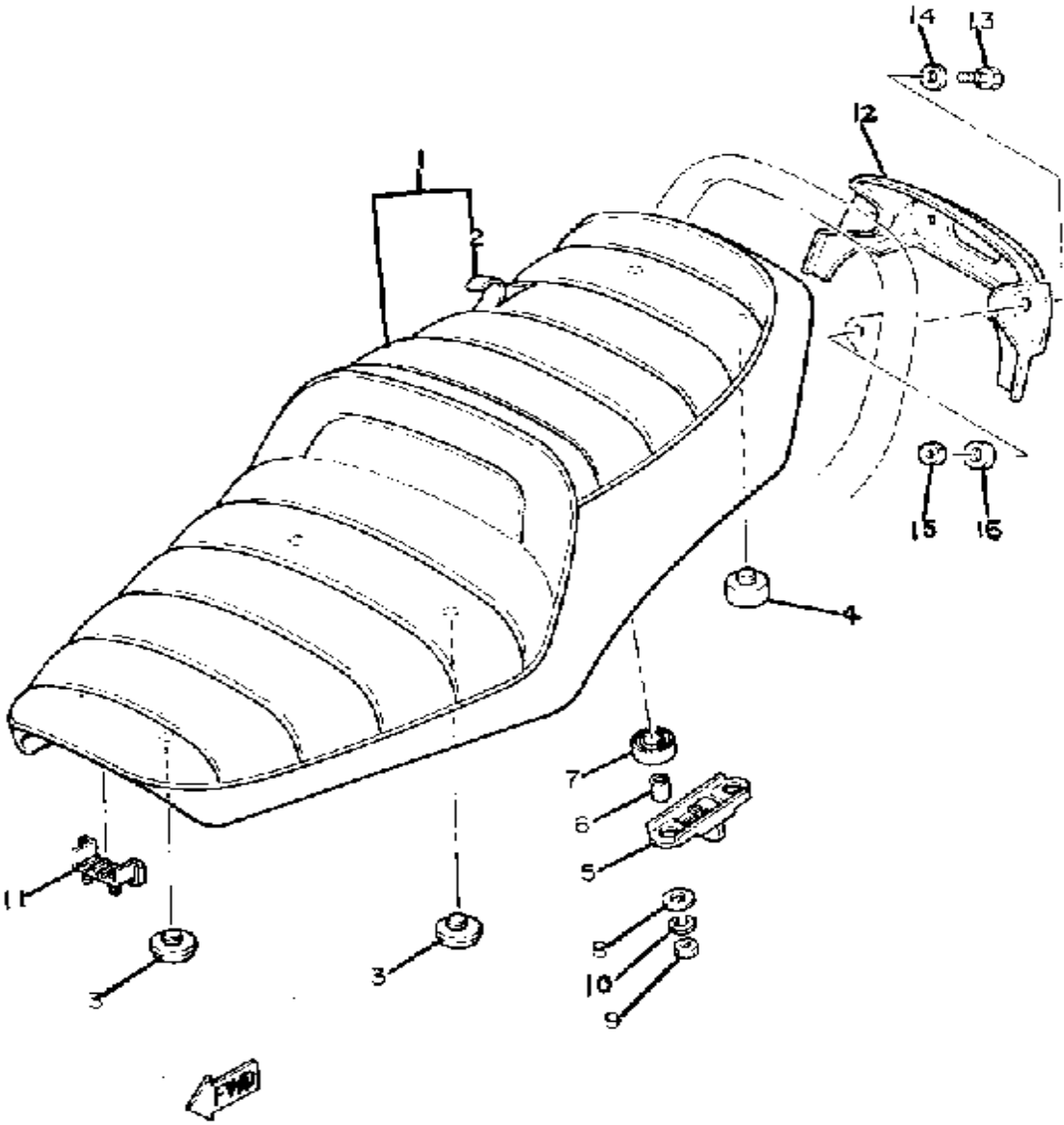
# FUEL COCK-PIPING



Ref. No.	Part Number	Description	Qty	Remarks
29	(4H3-24525-10-00)	PLATE, LVR FITTING	1	
30	10L-24518-00-00	. WASHER, wave	1	
31	98506-03008-00	. SCREW, PAN HEAD (90157-03122-00)	2	
32	3H3-24534-00-00	. O-RING	1	
33	2W6-24512-00-00	. O-RING	1	
34	3Y1-24514-00-00	. NET, FILTER 1	1	
35	3H3-24522-00-00	. GASKET	2	
36	98580-05010-00	. SCREW, PAN HEAD	2	
37	(4H3-24535-00-00)	SCREW, LVR FITTING	2	
38	90202-05187-00	WASHER, PLATE	2	
39	3H3-24520-01-00	DIAPHRAGM ASSEMBLY	1	
40	92502-08016-00	SCREW, PAN HEAD 0 2	1	
41	92990-08100-00	WASHER	1	

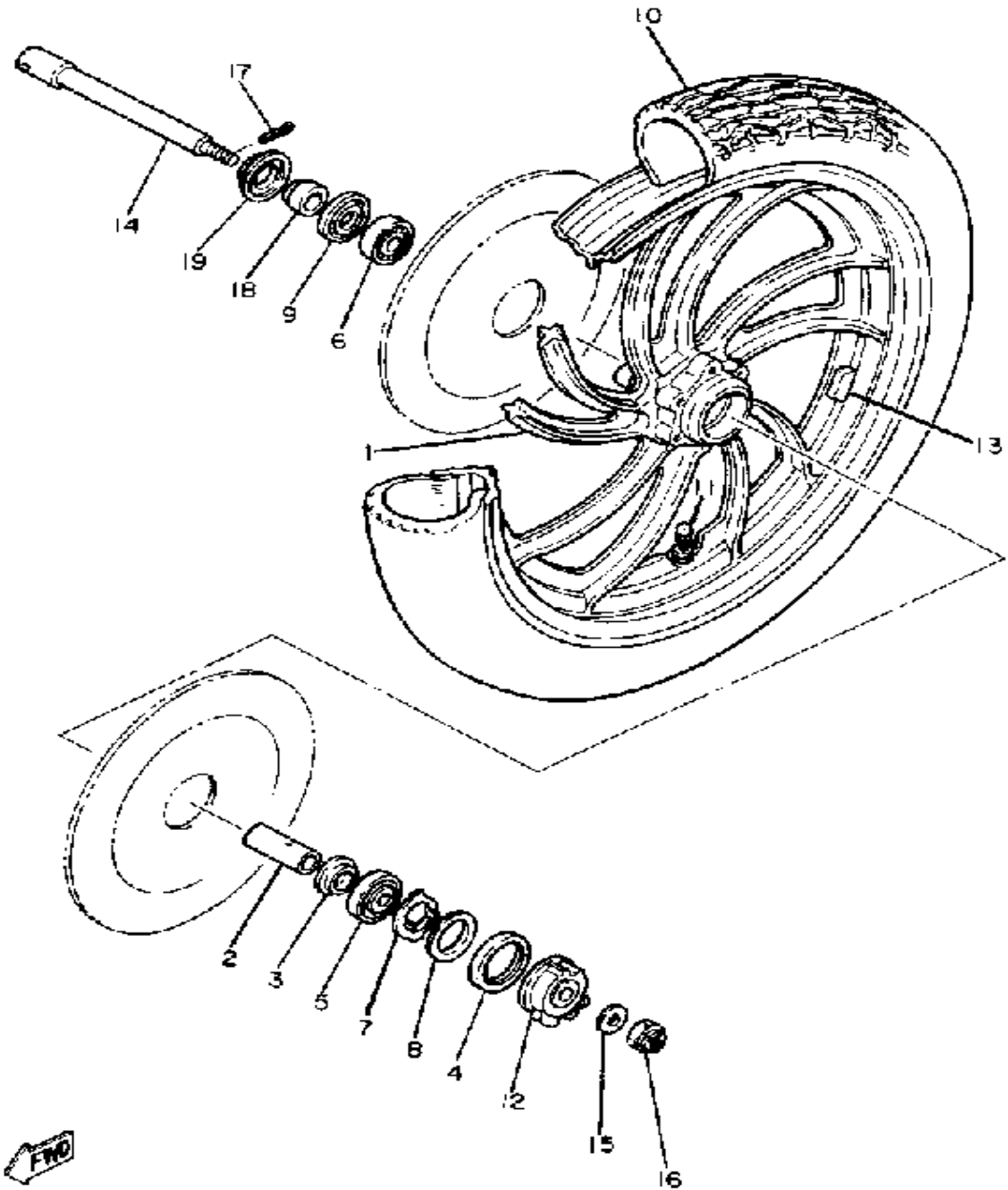


# SEAT



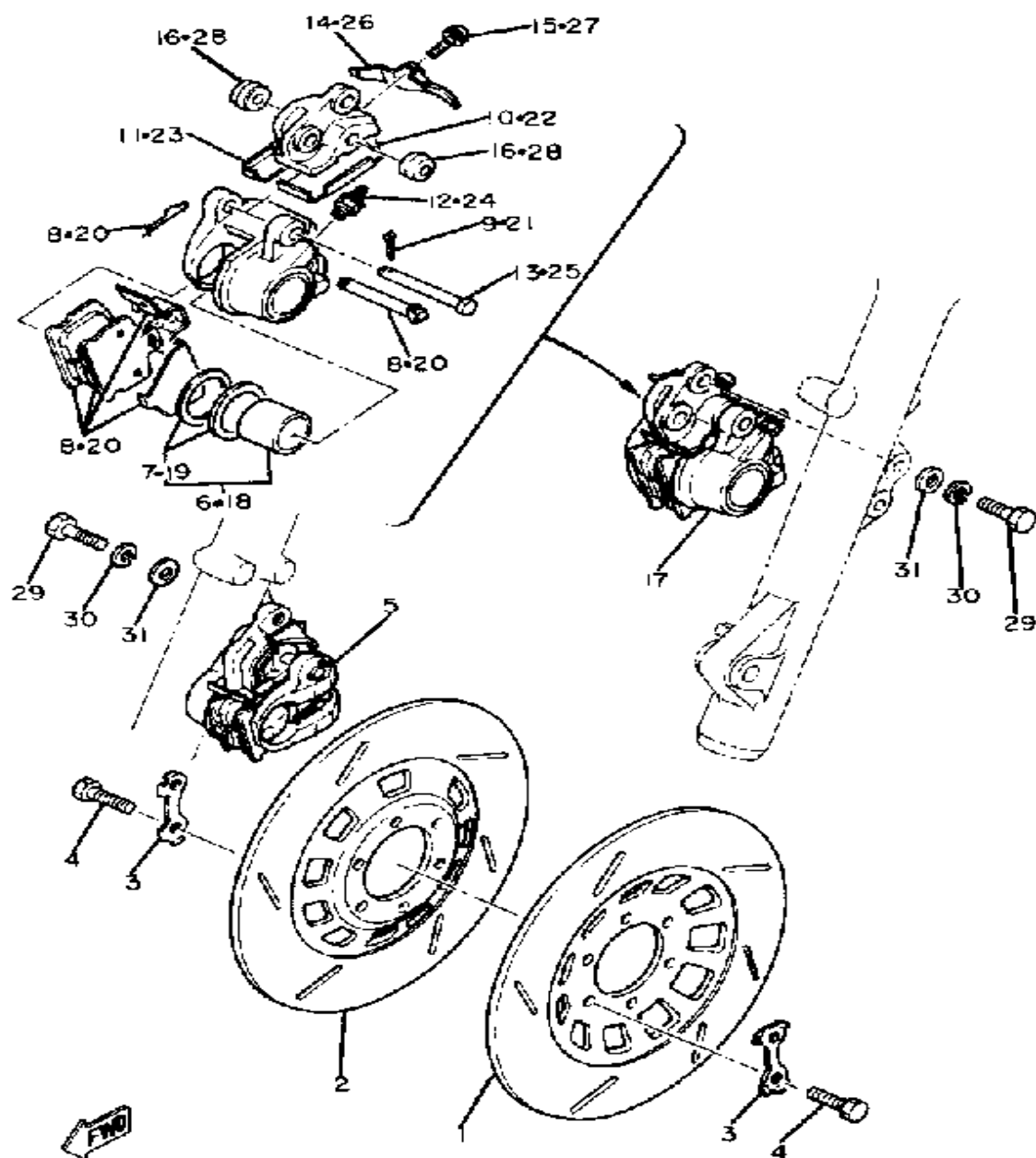
Ref. No.	Part Number	Description	Qty	Remarks
1	(4W1-W2472-00-00)	DOUBLE SEAT ASSEMBLY ...	1	
2	(4W1-24731-00-00)	COVER, DOUBLE SEAT .....	1	
3	1L9-24741-00-00	PAD, SEAT .....	4	
4	1T4-24741-00-00	PAD, SEAT .....	2	
5	2H7-24738-00-00	BRACKET, SEAT .....	2	
6	90387-06553-00	COLLAR .....	4	
7	2H7-24723-00-00	DAMPER, SEAT .....	4	
8	90201-063J2-00	WASHER, PLATE .....	4	
9	95380-06600-00	NUT .....	4	
10	92995-06100-00	WASHER, SPRING .....	4	
11	2H7-24724-00-00	DAMPER, SEAT .....	1	
12	3J6-24756-00-00	COVER, TAIL .....	1	
13	97016-08025-00	BOLT .....	2	
14	92906-08200-00	WASHER .....	2	
15	95336-08600-00	NUT .....	2	
16	90201-08104-00	WASHER, PLATE .....	2	

# FRONT WHEEL



Ref. No.	Part Number	Description	Qty	Remarks
1	(4W1-25168-20-8L)	WHEEL, CAST FRONT	1	NEBULAR GOLD
2	90560-17126-00	SPACER	1	
3	146-25315-00-00	FLANGE, SPACER	1	
4	93105-45017-00	OIL SEAL	1	
5	93306-30309-00	BEARING	1	
6	93306-30309-00	BEARING	1	
7	341-25149-00-00	CLUTCH, METER	1	
8	341-25846-00-00	RETAINER, CLUTCH	1	
9	93102-28022-00	OIL SEAL	1	
10	(94135-192M4-00)	350H19 L303 RWL TL	1	
11	93900-00001-00	VALVE, RIM	1	
12	2G2-25190-00-00	GEAR UNIT ASSEMBLY	1	
13	1A1-25398-01-00	BALANCER, WHEEL	1	U.N.
	1A1-25399-00-00	BALANCER, WHEEL	1	U.N.
	2M0-25399-00-00	BALANCER, WHEEL	1	U.N.
14	341-25181-01-00	AXLE, WHEEL	1	
15	92990-14200-00	WASHER, PLAIN	1	
16	90171-14020-00	NUT, CASTLE	1	
17	91401-30030-00	PIN, COTTER	1	
18	90387-17433-00	COLLAR	1	
19	341-25118-00-00	COVER, hub dust	1	

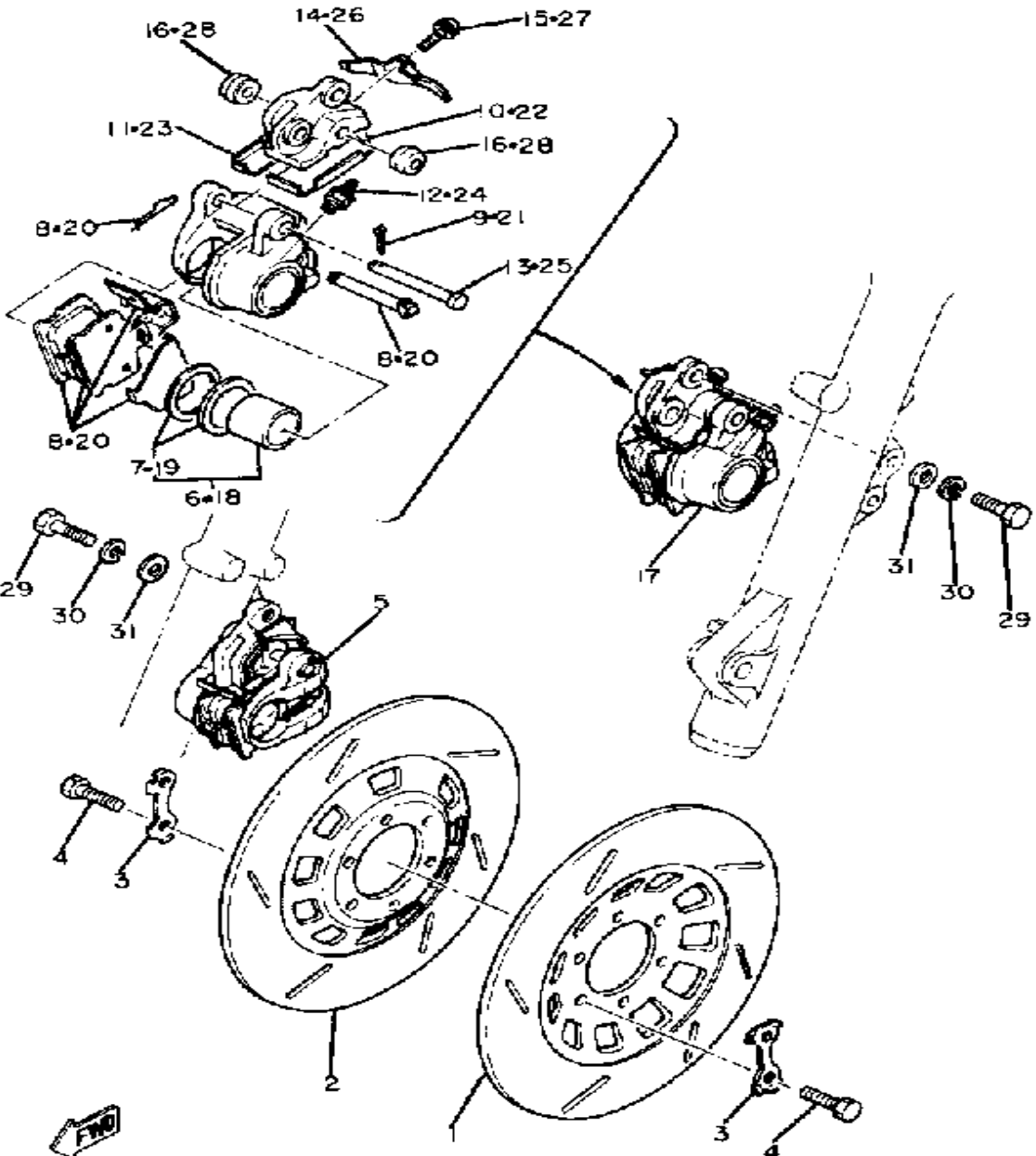
# FRONT BRAKE-CALIPER



Ref. No.	Part Number	Description	Qty	Remarks
1	(4H3-25831-10-00)	DISC, BRAKE .....	1	
2	4H3-25831-00-00	DISC, BRAKE .....	1	
3	1J3-25834-01-00	WASHER, LOCK .....	6	
4	90101-08312-00	BOLT .....	12	
5	(4W1-25810-00-00)	CALIPER ASSEMBLY .....	1	
6	4W1-W0057-00-00	. PISTON ASSEMBLY, CALIPER	1	
7	4L0-W0047-01-00	. . CALIPER SEAL KIT .....	1	
8	23W-W0045-01-00	. BRAKE PAD KIT .....	1	
9	91490-20015-00	. PIN, COTTER .....	1	
10	4W1-25913-00-00	. RETAINER .....	1	
11	4W1-25828-00-00	. SHIM, CALIPER .....	1	
12	1J3-W0048-00-00	. BLEED SCREW KIT .....	1	
13	4W1-25914-00-00	. PIN, SLIDE .....	1	
14	(4W1-25836-00-00)	COVER, DUST .....	1	
15	(4L3-25818-00-00)	BOLT, CALIPER .....	1	
16	4L0-25917-00-00	. BOOT, CALIPER .....	2	
17	4W1-25810-10-00	CALIPER ASSEMBLY LH .....	1	
18	4W1-W0057-00-00	. PISTON ASSEMBLY, CALIPER	1	
19	4L0-W0047-01-00	. . CALIPER SEAL KIT .....	1	
20	23W-W0045-01-00	. BRAKE PAD KIT .....	1	
21	91490-20015-00	. PIN, COTTER .....	1	
22	(4W1-25913-10-00)	RETAINER .....	1	
23	4W1-25828-00-00	. SHIM, CALIPER .....	1	
24	1J3-W0048-00-00	. BLEED SCREW KIT .....	1	
25	4W1-25914-00-00	. PIN, SLIDE .....	1	
26	(4W1-25836-10-00)	COVER, DUST .....	1	
27	(4L3-25818-00-00)	BOLT, CALIPER .....	1	
28	4L0-25917-00-00	. BOOT, CALIPER .....	2	
29	90101-10500-00	BOLT .....	4	

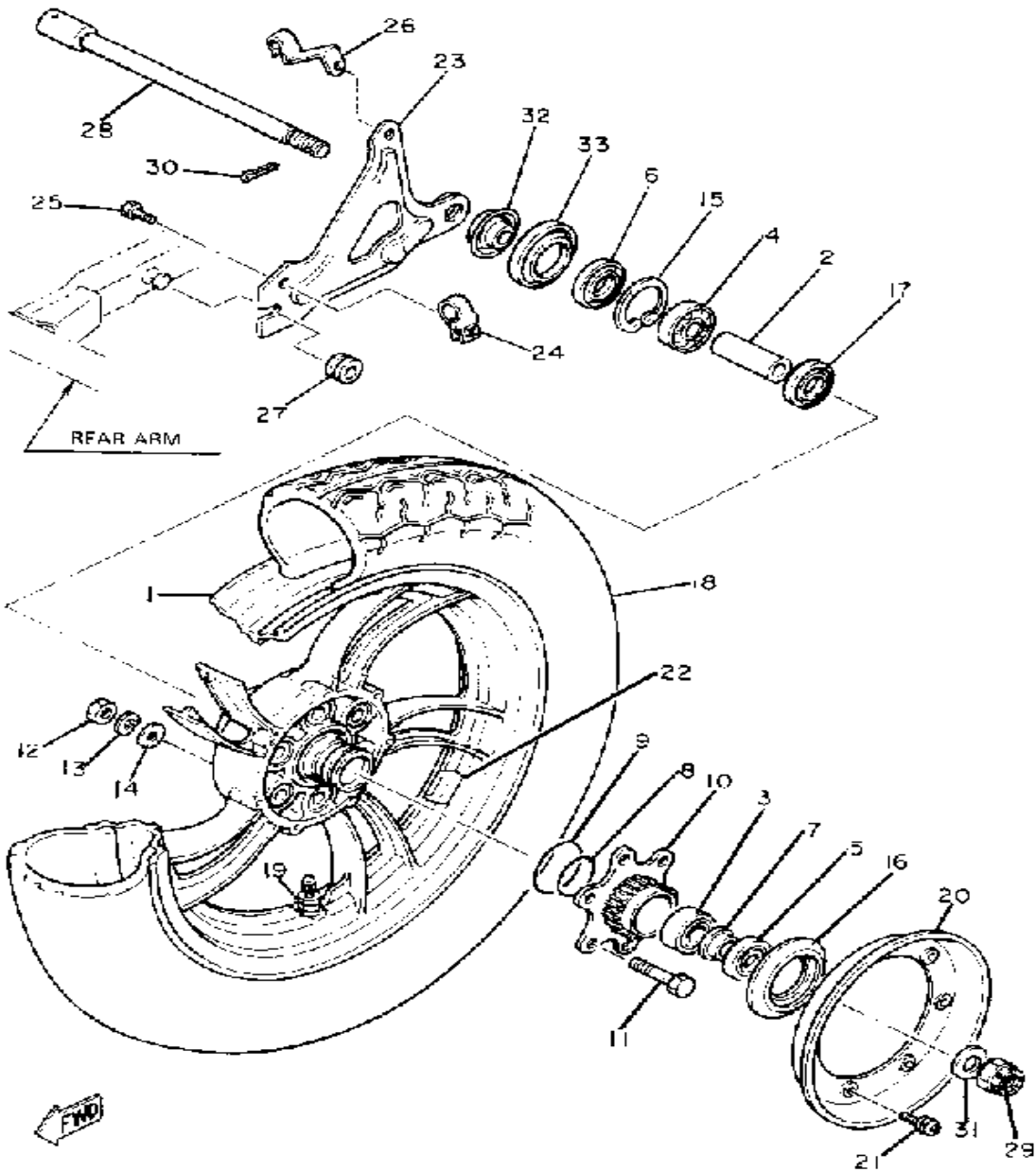
CONTINUED ON NEXT FRAME ►

# FRONT BRAKE-CALIPER



Ref. No.	Part Number	Description	Qty	Remarks
30	92906-10100-00	WASHER, SPRING .....	4	
31	92906-10200-00	WASHER .....	4	

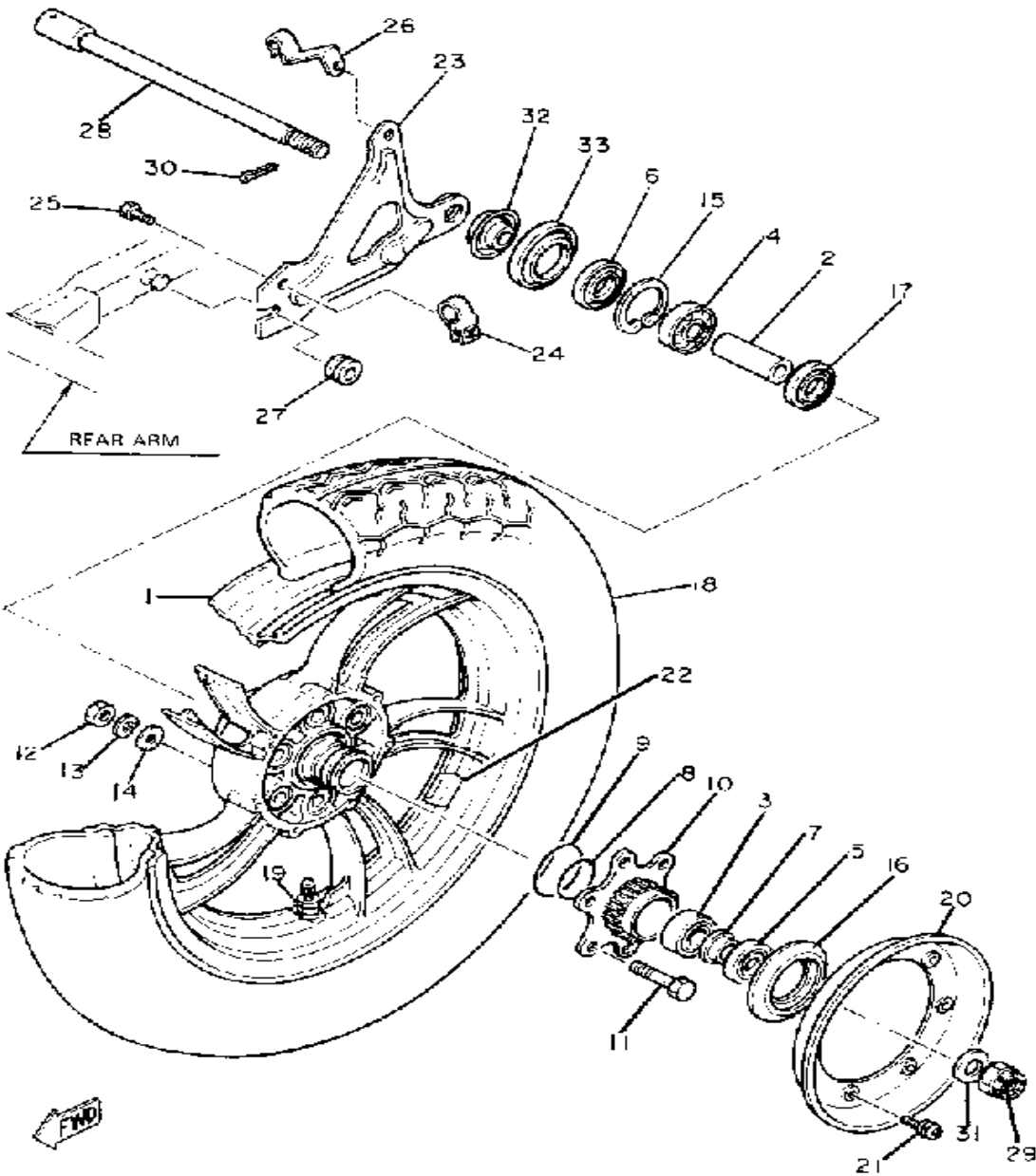
# REAR WHEEL



Ref. No.	Part Number	Description	Qty	Remarks
1	(4W1-W2533-20-8L)	WHEEL, CAST REAR	1	NEBULAR GOLD
2	2H7-25317-00-00	SPACER, BEARING	1	
3	93313-62010-00	BEARING, CYLINDER.# 3	1	
4	93306-30417-00	BEARING (B6304ZZ)	1	
5	93102-25360-00	OIL SEAL	1	
6	93104-27026-00	OIL SEAL, SO-TYPE	1	
7	90387-20741-00	COLLAR	1	
8	93210-40745-00	O-RING	1	
9	93210-58677-00	O-RING (93210-58114)	1	
10	2H7-25366-00-00	CLUTCH, HUB	1	
11	90109-10491-00	BOLT	6	
12	95380-10600-00	NUT	6	
13	92990-10100-00	WASHER, SPRING	6	
14	90201-10124-00	WASHER, PLATE	6	
15	99009-52500-00	CIRCLIP	1	
16	1J7-25319-01-00	SEAL, HUB DUST	1	
17	2H7-25315-00-00	FLANGE, SPACER	1	
18	94113-16425-00	130/90X16 S714WLT (130/90-16)	1	
19	93900-00001-00	VALVE, RIM	1	
20	2H7-25327-00-00	COVER, PLATE	1	
21	90159-05018-00	SCREW, WITH WASHER	4	
22	1A1-25398-01-00	BALANCER, WHEEL	1	U.N.
	1A1-25399-00-00	BALANCER, WHEEL	1	U.N.
	2M0-25399-00-00	BALANCER, WHEEL	1	U.N.
23	(3H3-25371-00-00)	BAR, TENSION	1	
24	(90461-10023-00)	CLAMP	1	
25	97026-06014-00	BOLT	1	
26	(4W1-25887-00-00)	HOLDER, BRAKE HOSE	1	

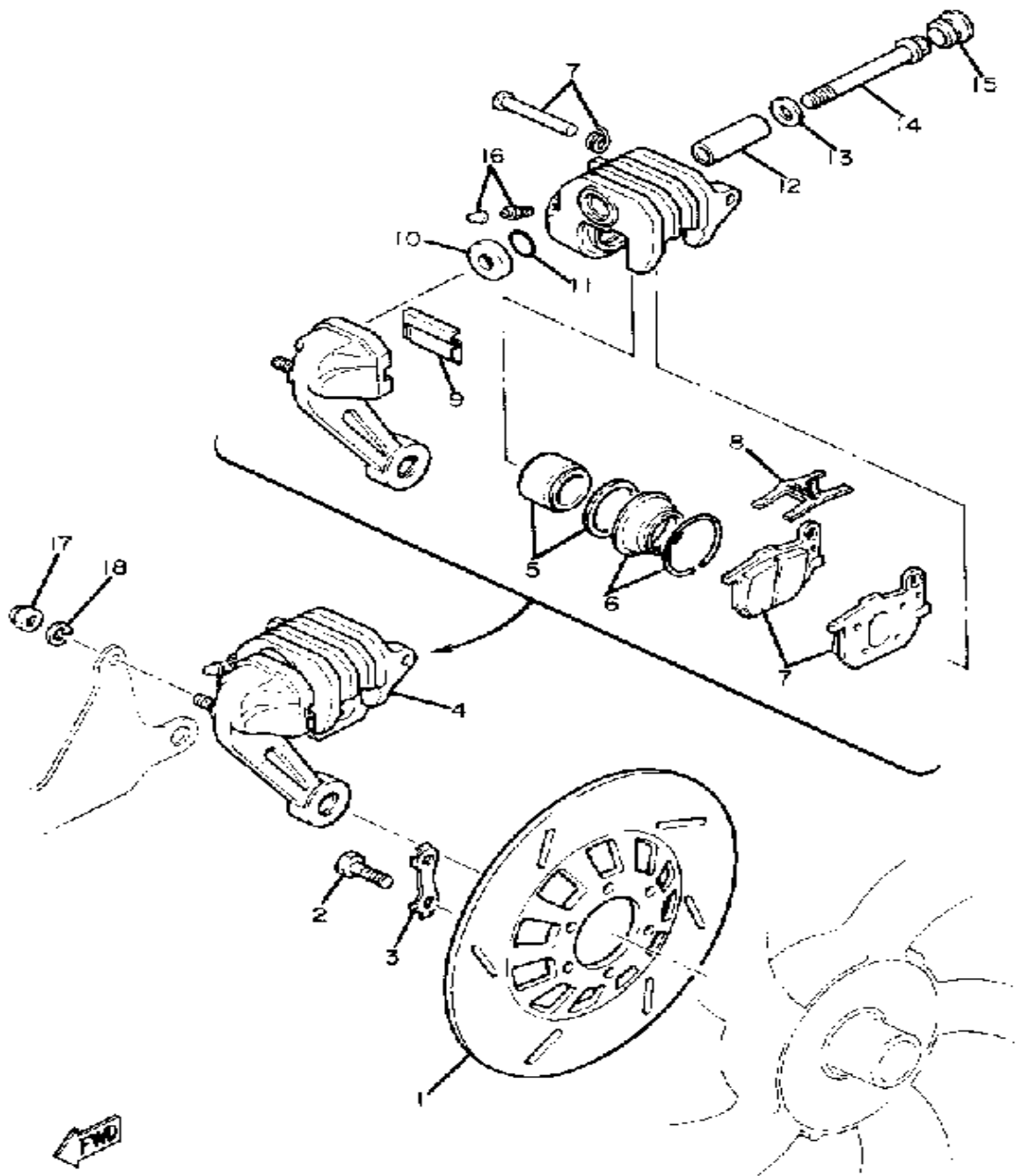
CONTINUED ON NEXT FRAME ►

# REAR WHEEL



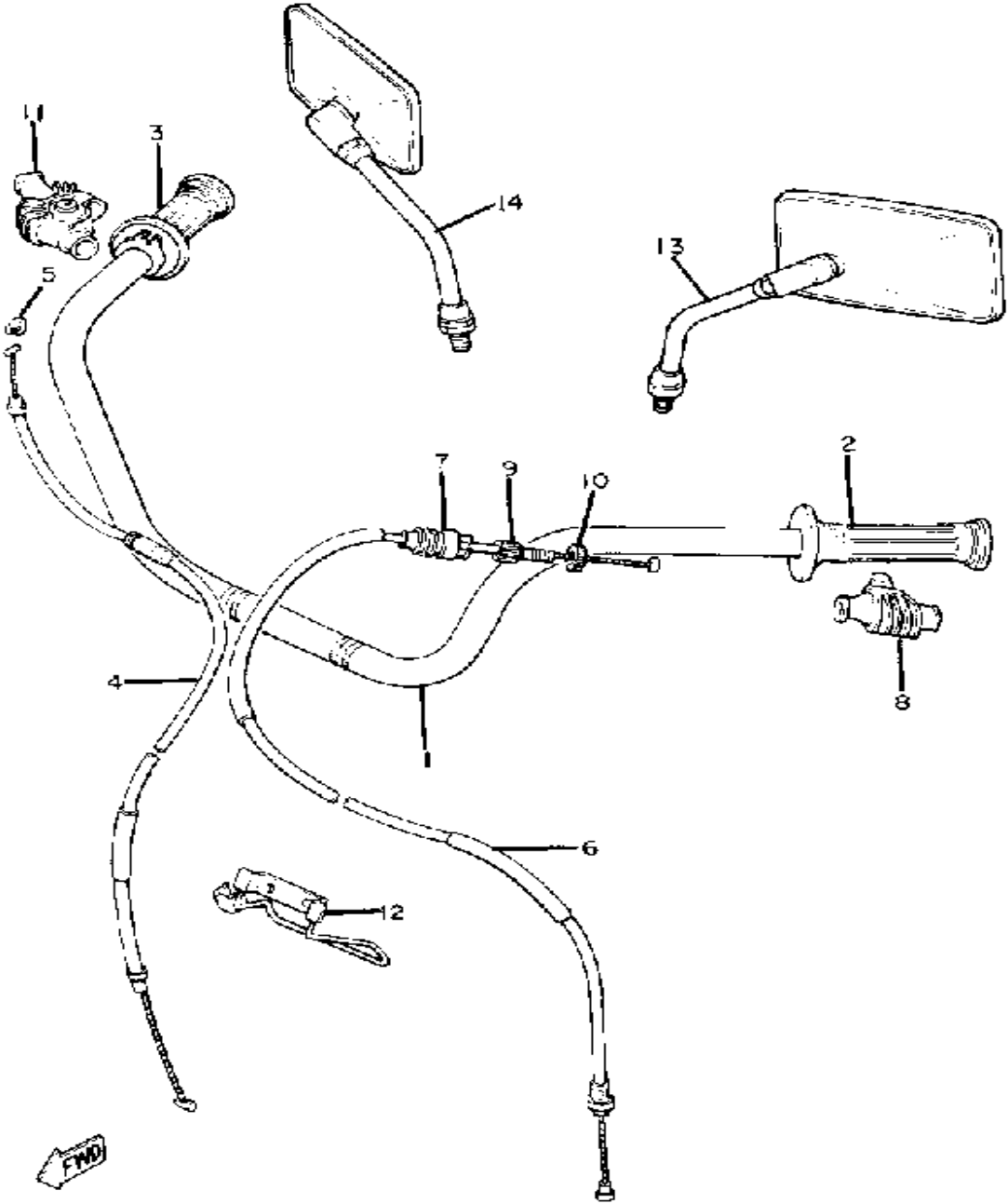
Ref. No.	Part Number	Description	Qty	Remarks
27	3H3-25374-00-00	SPACER, TORQ.STOP	1	
28	(2H7-25381-00-00)	AXLE, WHEEL	1	
29	90171-18043-00	NUT, CASTLE	1	
30	91401-40040-00	PIN, COTTER	1	
31	90201-18620-00	WASHER, PLAIN	1	
32	3H3-25377-00-00	COLLAR, WHEEL	1	
33	1J7-25367-00-00	COVER, HUB DUST	1	

# REAR BRAKE CALIPER



Ref. No.	Part Number	Description	Qty	Remarks
1	(4W1-25831-50-00)	DISC, BRAKE .....	1	
2	90101-08312-00	BOLT .....	6	
3	1J3-25834-01-00	WASHER, LOCK .....	3	
4	4W1-25810-50-00	CALIPER ASSEMBLY .....	1	
5	2G2-W0057-00-00	. PISTON ASSEMBLY, CALIPER	1	
6	2G2-W0047-00-00	. CALIPER SEAL KIT .....	1	
7	4W1-W0046-00-00	. BRAKE PAD KIT, REAR .....	1	
8	2G2-25919-00-00	. SUPPORT, PAD .....	1	
9	2G2-25849-01-00	. RETAINER, CALIPER .....	1	
10	(4W1-25922-50-00)	WASHER .....	1	
11	(4W1-25918-50-00)	O-RING .....	1	
12	(4W1-25838-50-00)	SLEEVE, CALIPER .....	1	
13	(4W1-25923-50-00)	WASHER .....	1	
14	4W1-25821-50-00	. BOLT 1 .....	1	
15	(4W1-25916-50-00)	PLUG .....	1	
16	1J3-W0048-00-00	. BLEED SCREW KIT .....	1	
17	95303-08800-00	NUT (CROWN) (95301-08800)	1	
18	92990-08100-00	WASHER .....	1	

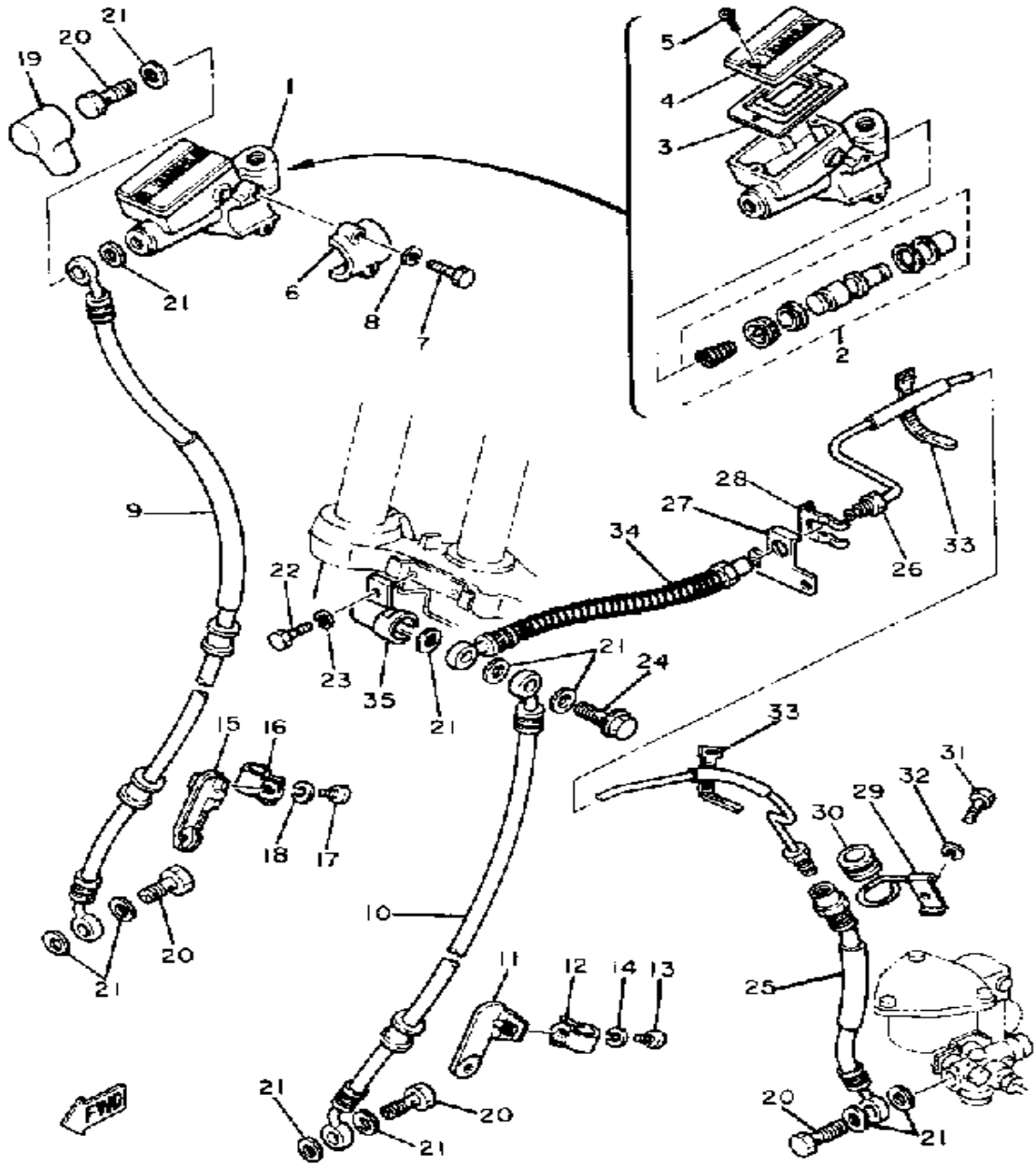
# HANDLEBAR-CABLE



Ref. No.	Part Number	Description	Qty	Remarks
1	4H3-26111-00-00	HANDLEBAR .....	1	
2	2H7-26241-00-00	GRIP LH .....	1	
3	2H7-26240-00-00	GRIP ASSEMBLY RH .....	1	
4	3H3-26311-00-00	CABLE, THROTTLE 1 .....	1	
5	584-26393-02-00	HOLDER .....	1	
6	3H3-26335-00-00	CABLE, CLUTCH .....	1	
7	1E6-26342-00-00	BOOT, CABLE .....	1	
8	1E6-26372-00-00	COVER, HANDLE LEVER 1 ...	1	
9	90123-08046-00	BOLT .....	1	
10	90179-08148-00	NUT .....	1	
11	1T5-26372-00-00	COVER, HANDLE LEVER ....	1	
12	(4W1-26399-00-00)	GUIDE, CABLE .....	1	
13	4W5-26290-10-00	MIRROR ASSEMBLY LH (L.H) .	1	
14	4W5-26290-00-00	MIRROR ASSEMBLY RH (R.H)	1	



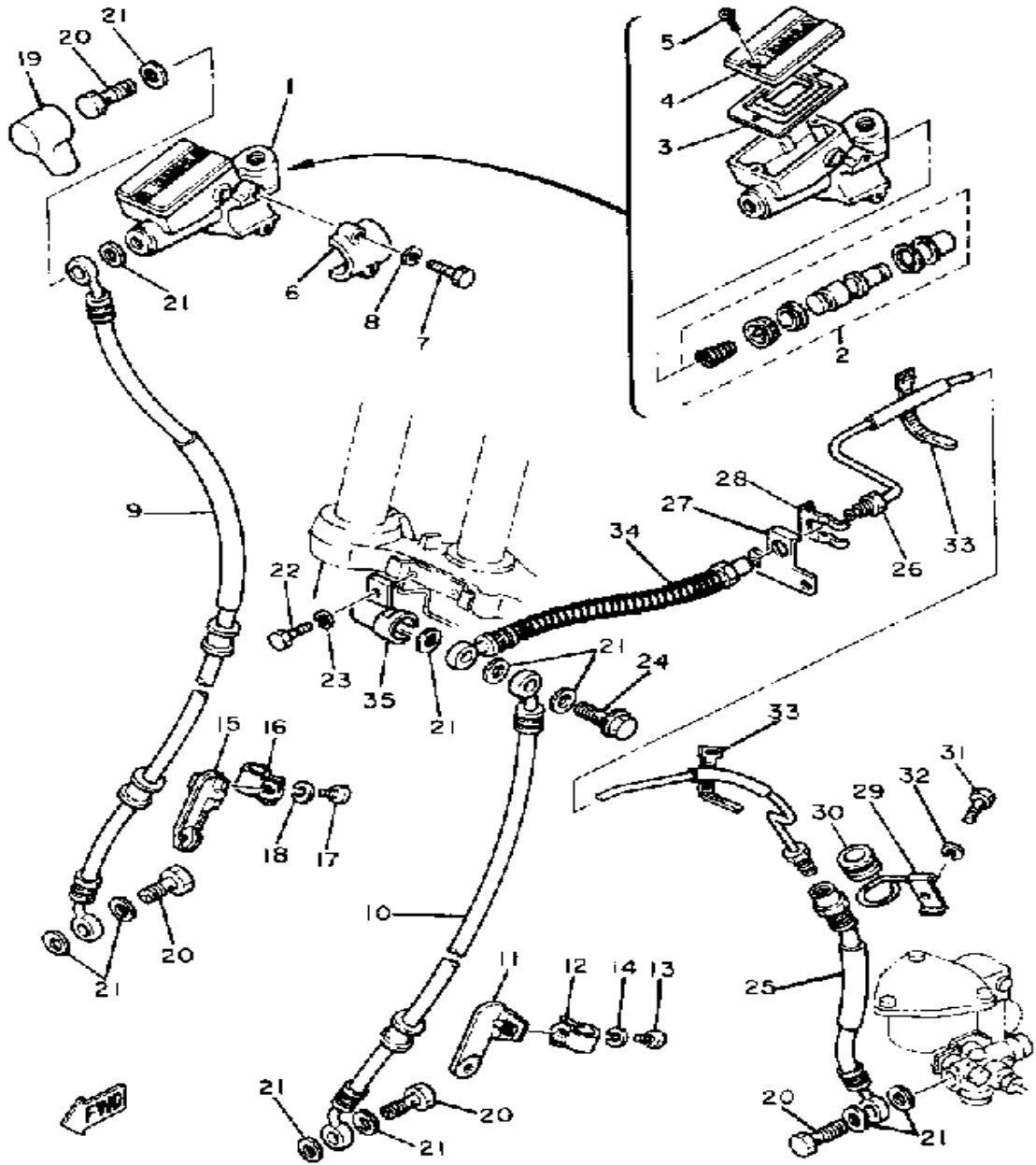
# FRONT MASTER CYLINDER



Ref. No.	Part Number	Description	Qty	Remarks
1	4H7-25850-02-00	MASTER CYLINDER ASSEMBLY	1	
2	4H7-W0041-00-00	. CYLINDER KIT, MASTER	1	
3	4L0-25854-00-00	. DIAPHRAGM, RESERVOIR	1	
4	4H7-25852-00-00	. CAP, RESERVOIR	1	
5	98706-04010-00	. SCREW, FLAT HEAD	2	
6	1J3-25867-00-00	BRACKET, MASTER CYLINDER (341-25867-00)	1	
7	97016-06025-00	BOLT	2	
8	92906-06100-00	WASHER, SPRING	2	
9	4W1-25872-10-00	HOSE, BRAKE 1	1	
10	(4W1-25872-50-00)	HOSE, BRAKE 1	1	
11	2H7-25875-00-00	HOLDER, BRKE HOSE 1	1	
12	90461-08031-00	CLAMP	1	
13	98516-06012-00	SCREW, PAN HEAD	1	
14	92906-06100-00	WASHER, SPRING	1	
15	2H7-25876-00-00	HOLDER, BRKE HOSE 2	1	
16	90461-08031-00	CLAMP	1	
17	98516-06012-00	SCREW, PAN HEAD	1	
18	92906-06100-00	WASHER, SPRING	1	
19	306-25862-00-00	BOOT, MASTER CYLINDER	1	
20	4H3-25877-00-00	BOLT, OIL 1	4	
21	90201-10118-00	WASHER, PLATE	11	
22	97016-06016-00	BOLT	1	
23	92906-06100-00	WASHER, SPRING	1	
24	90401-10044-00	BOLT, UNION	1	
25	4W1-25873-50-00	HOSE, BRAKE 2	1	
26	(4W1-25882-51-00)	PIPE, BRAKE 2	1	
27	(4W1-25876-00-00)	HOLDER, BRKE HOSE 2	1	

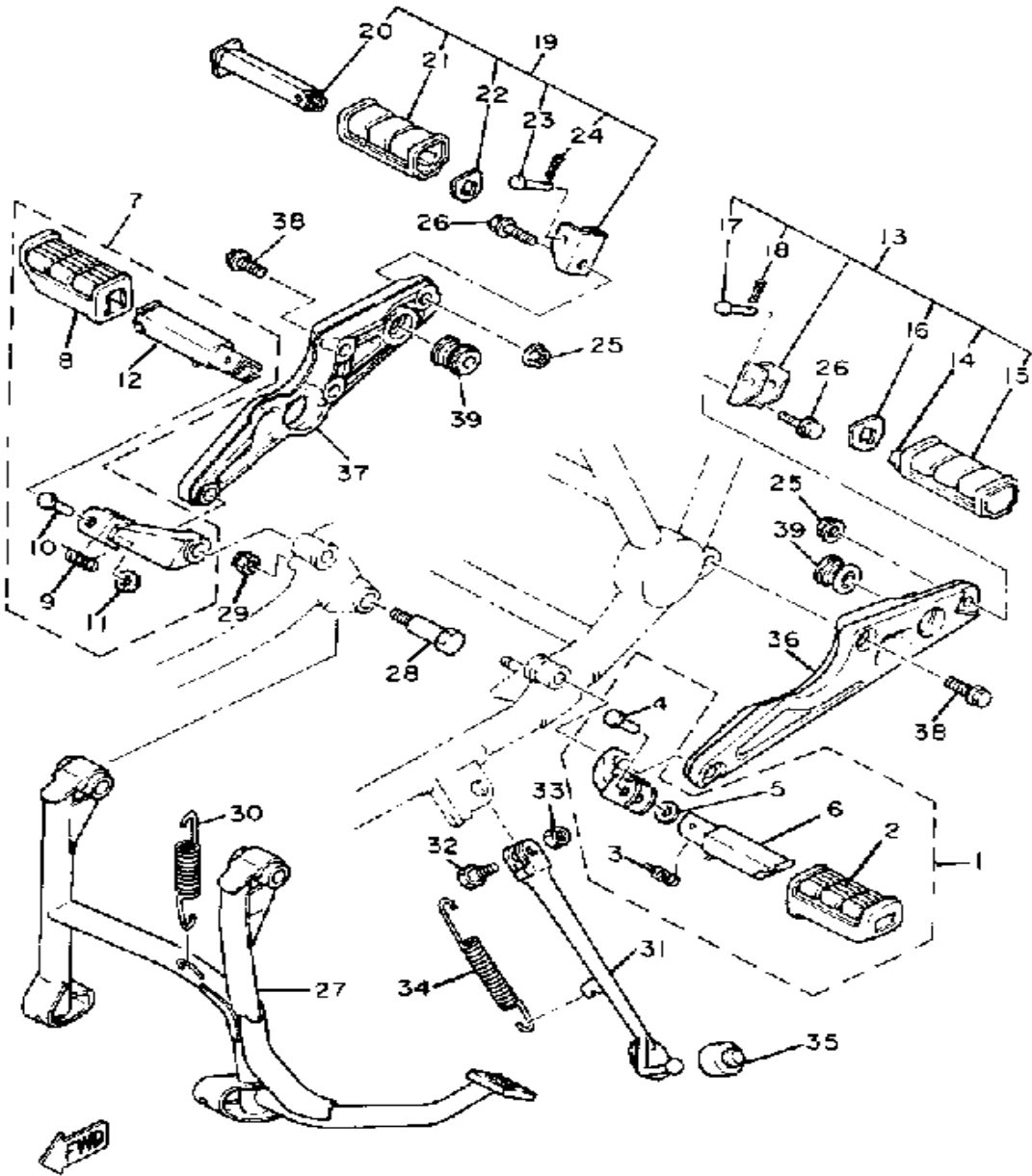
CONTINUED ON NEXT FRAME ►

# FRONT MASTER CYLINDER



Ref. No.	Part Number	Description	Qty	Remarks
28	90468-06023-00	CLIP .....	1	
29	(4W1-25886-01-00)	HOLDER, BRAKE HOSE .....	1	
30	341-25881-00-00	PROTECTOR, BRAKE HOSE ..	1	
31	97026-06010-00	BOLT (97006-06010-00) .....	1	
32	92906-06100-00	WASHER, SPRING .....	1	
33	437-83936-11-00	BAND, SWITCH CORD .....	3	
34	4W1-25873-00-00	HOSE, BRAKE 2 .....	1	
35	(4W1-25885-00-00)	JOINT .....	1	

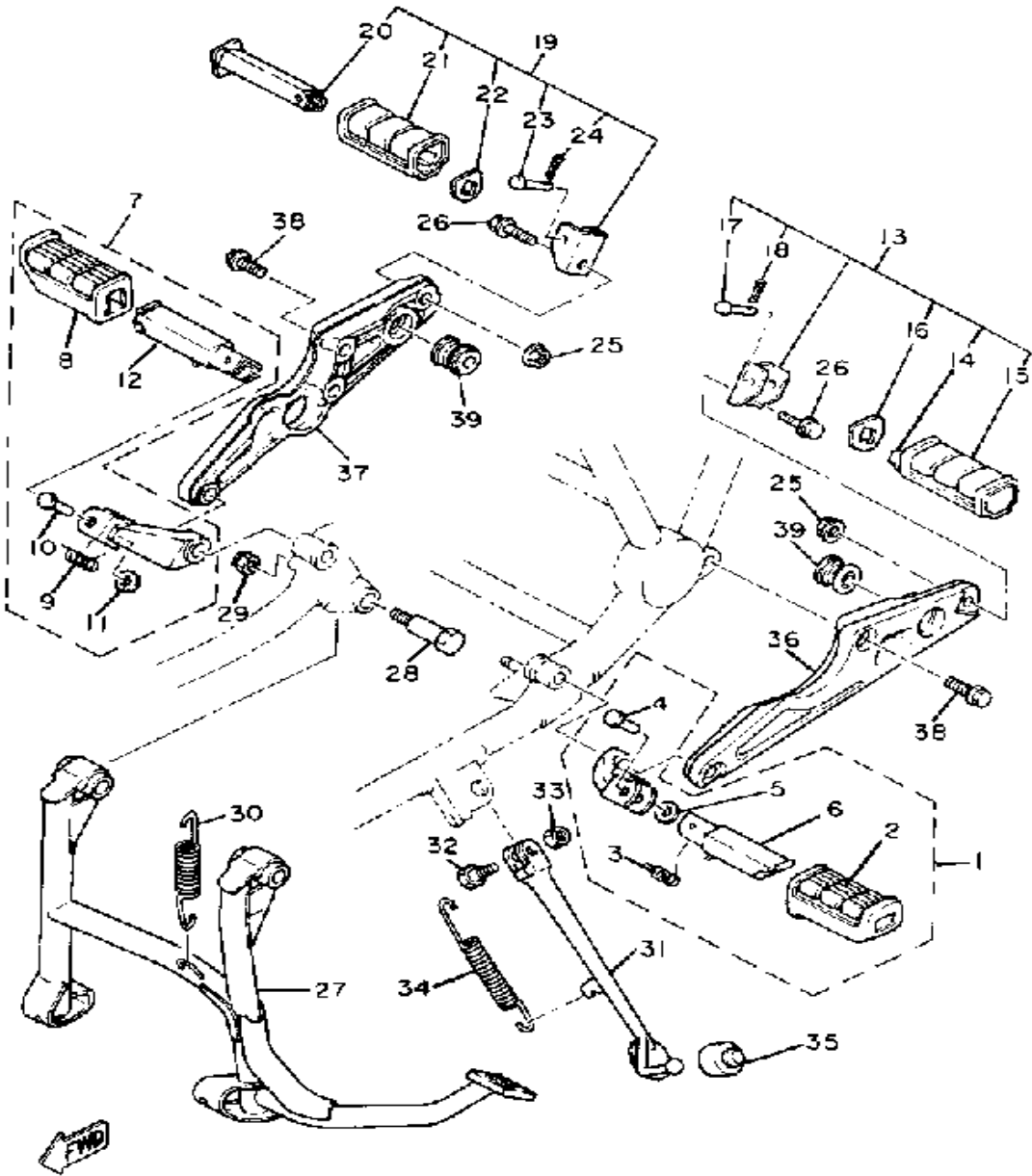
# STAND-FOOTREST



Ref. No.	Part Number	Description	Qty	Remarks
1	4R1-27410-00-00	FRT FOOTREST ASSEMBLY L	1	
2	3H5-27413-01-00	. COVER, FOOTREST	1	
3	90508-20023-00	. SPRING, TORSION	1	
4	4W1-27410-00-00	. FRT FOOTREST ASSEMBLY L	1	
5	90201-06042-00	. WASHER, PLATE	1	
6	3H5-27451-00-00	. FOOTREST	1	
7	4R1-27420-00-00	FRT FOOTREST ASSEMBLY R	1	
8	3H5-27413-01-00	. COVER, FOOTREST	1	
9	90508-20023-00	. SPRING, TORSION	1	
10	90243-08006-00	. PIN	1	
11	90201-06042-00	. WASHER, PLATE	1	
12	3H5-27461-00-00	. FOOTREST	1	
13	(4W1-27430-00-00)	RR FOOTREST ASSEMBLY 1	1	
14	4X7-27431-00-00	. FOOTREST, REAR 1	1	
15	3H5-27433-00-00	. COVER, RR FOOTREST	1	
16	90209-18190-00	. WASHER, SPEC'L SHAP	1	
17	91701-06035-00	. PIN, CLEVIS	1	
18	91490-16020-00	. PIN, COTTER	1	
19	4W1-27440-00-00	RR FOOTREST ASSEMBLY 2	1	
20	4X7-27441-00-00	. FOOTREST, REAR 2	1	
21	3H5-27444-00-00	. COVER, RR FOOTREST	1	
22	90209-18190-00	. WASHER, SPEC'L SHAP	1	
23	91701-06035-00	. PIN, CLEVIS	1	
24	91490-16020-00	. PIN, COTTER	1	
25	95706-10500-00	NUT, flange	2	
26	95816-10035-00	BOLT, FLANGE	2	
27	3H3-27111-01-00	STAND, MAIN	1	
28	90109-10440-00	BOLT	2	
29	95601-10100-00	NUT, U (95602-10100-00)	2	

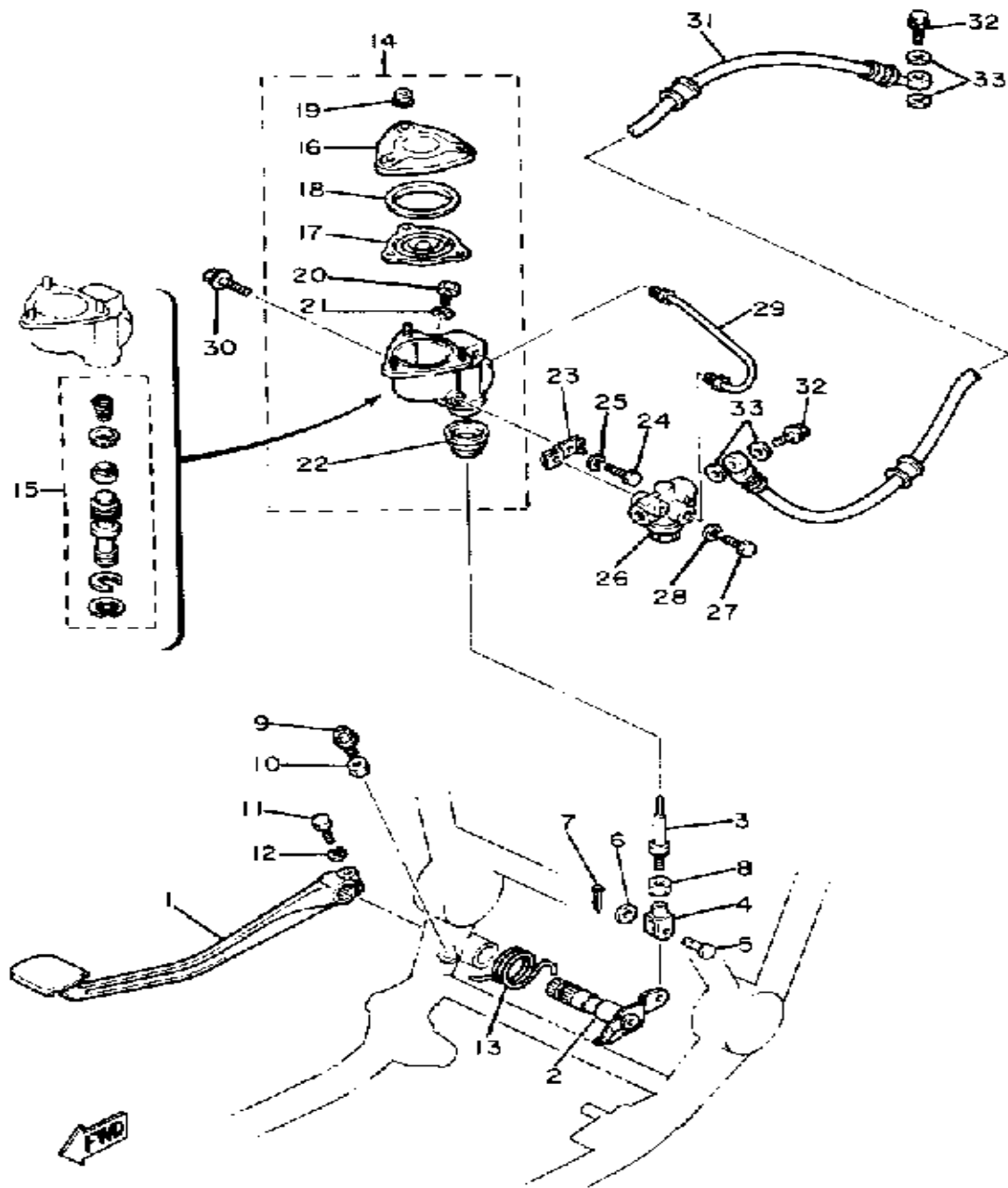
CONTINUED ON NEXT FRAME ➤

# STAND-FOOTREST



Ref. No.	Part Number	Description	Qty	Remarks
30	90506-45199-00	SPRING, TENSION .....	1	
31	(3H3-27311-00-00)	STAND, SIDE .....	1	
32	90109-103A1-00	BOLT .....	1	
33	95303-10700-00	NUT .....	1	
34	90506-28146-00	SPRING, TENSION .....	1	
35	1A0-27114-00-00	STOPPER, MAIN STAND .....	1	
36	(4W1-27442-00-00)	BRACKET 2 .....	1	
37	(4W1-27443-00-00)	BRACKET 3 .....	1	
38	4H3-27434-00-00	BOLT .....	3	
39	3H3-27414-00-00	DAMPER, FOOTREST .....	2	

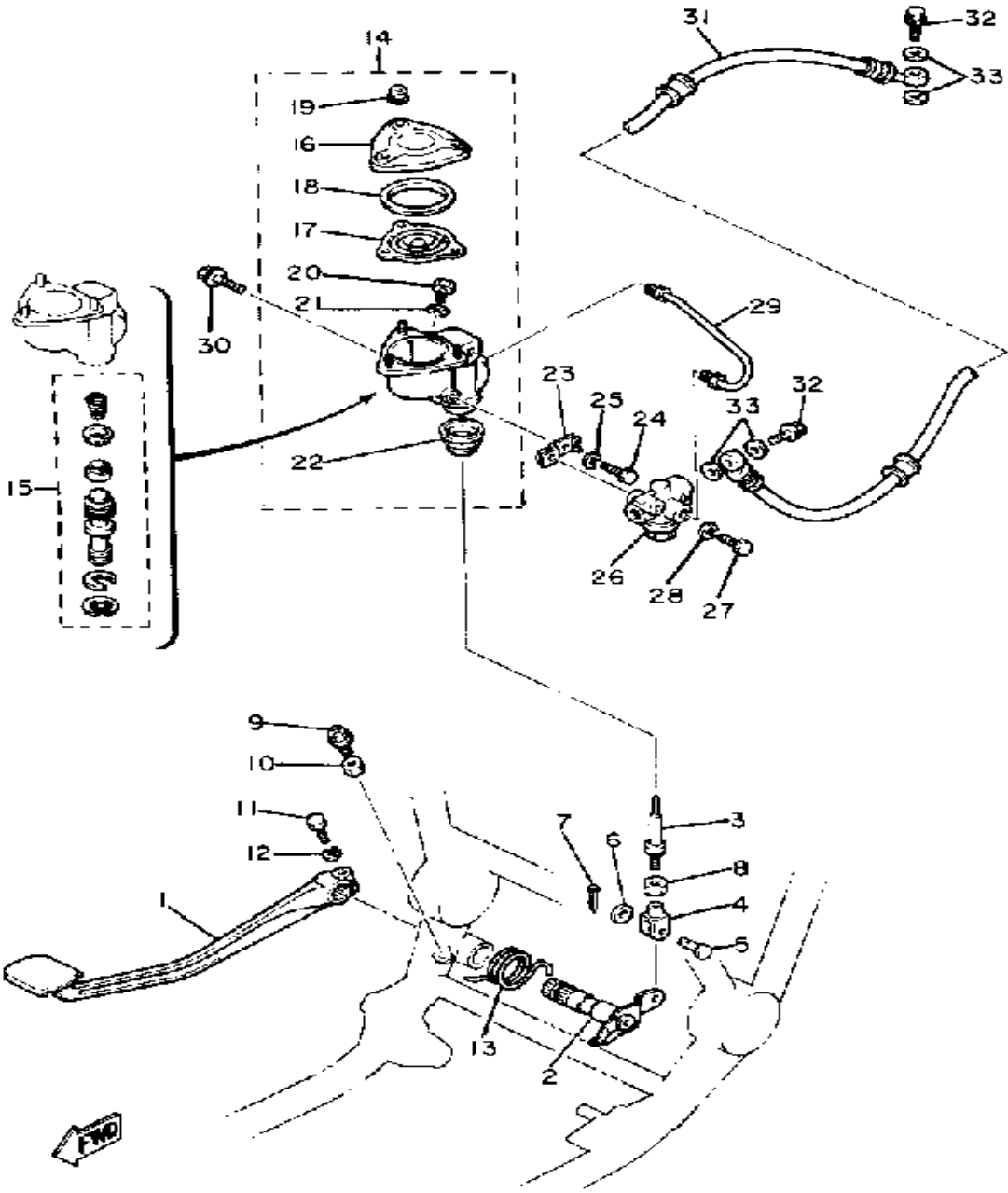
# BRAKE



Ref. No.	Part Number	Description	Qty	Remarks
1	(4W1-27211-00-00)	PEDAL, BRAKE	1	
2	(4W1-27212-00-00)	SHAFT, BRAKE PEDAL	1	
3	1A1-27231-01-00	ROD, BRAKE	1	
4	1J3-27222-01-00	JOINT	1	
5	90240-08013-00	PIN, CLEVIS	1	
6	90201-08083-00	WASHER, PLATE	1	
7	91490-16020-00	PIN, COTTER	1	
8	95303-08700-00	NUT	1	
9	90153-06008-00	SCREW, HEXAGON	1	
10	90170-06184-00	NUT, HEXAGON	1	
11	90109-06468-00	BOLT	1	
12	92906-06100-00	WASHER, SPRING	1	
13	90508-45396-00	SPRING, TORSION	1	
14	(4W1-25850-51-00)	MSTR CYLINDER ASSEMBLY	1	
15	(4W1-W0042-00-00)	CYLINDER KIT, MASTER	1	
16	1J3-25852-52-00	. CAP, RESERVOIR	1	
17	1J3-25854-51-00	. DIAPHRAGM RESERVOR	1	
18	1J3-25855-51-00	. BUSH, DIAPHRAGM	1	
19	95701-05500-00	. NUT, FLANGE	3	
20	90153-10015-00	. SCREW, hexagon	1	
21	90201-10610-00	. WASHER, plate	1	
22	1J3-25862-51-00	. BOOT, master cylinder	1	
23	(4W1-25984-00-00)	SUPPORT, BRACKET	1	
24	97026-06010-00	BOLT (97006-06010-00)	1	
25	92906-06100-00	WASHER, SPRING	1	
26	4W1-25884-00-00	VALVE, PROP	1	
27	97013-06035-00	BOLT	1	
28	92995-06100-00	WASHER, SPRING	1	
29	(4W1-25871-00-00)	PIPE, BRAKE	1	

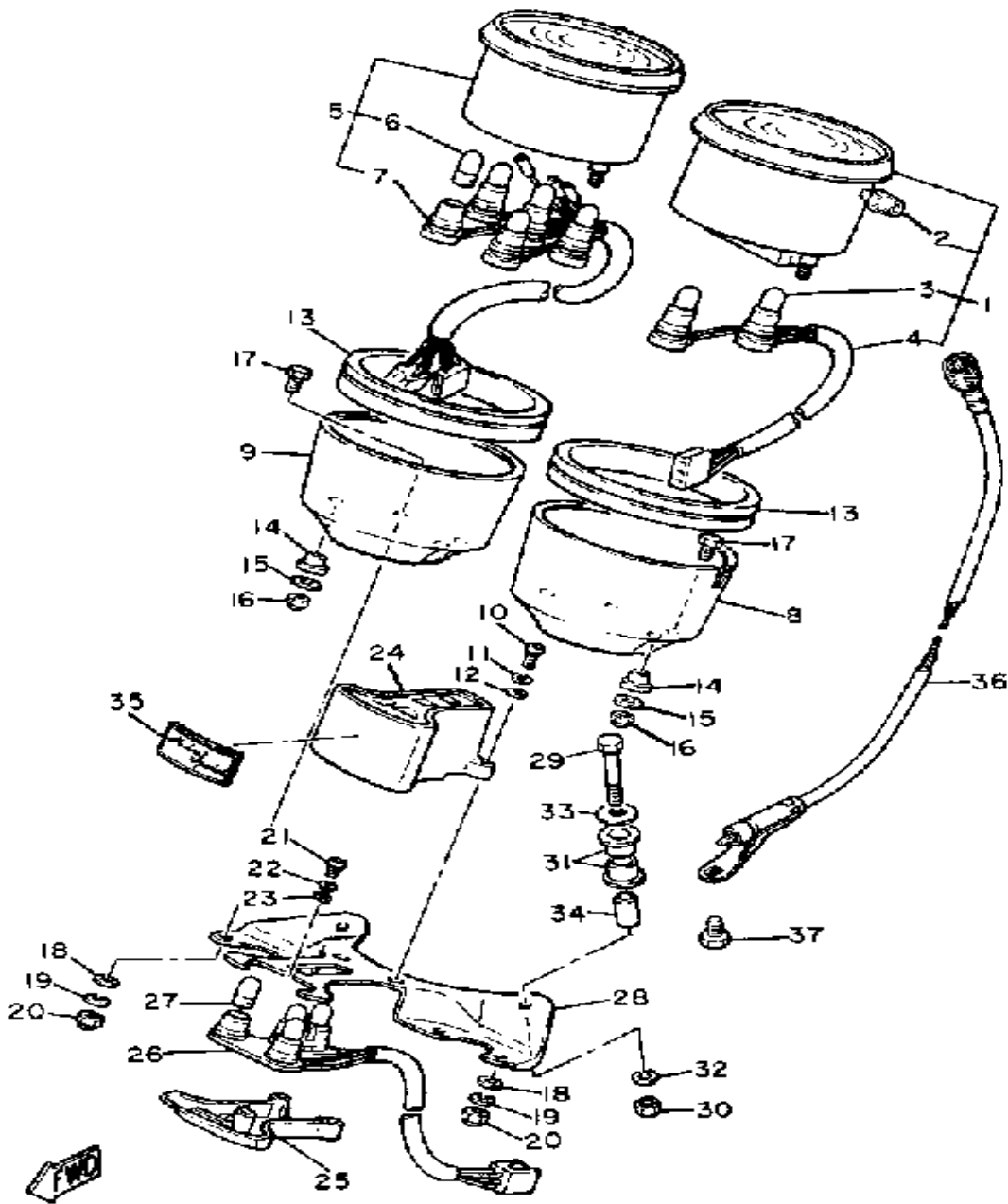
CONTINUED ON NEXT FRAME ►

# BRAKE



Ref. No.	Part Number	Description	Qty	Remarks
30	90105-08141-00	BOLT, washer based	2	
31	(4W1-25874-50-00)	HOSE, BRAKE	1	
32	4H3-25877-00-00	BOLT, OIL 1	2	
33	90201-10118-00	WASHER, PLATE	4	

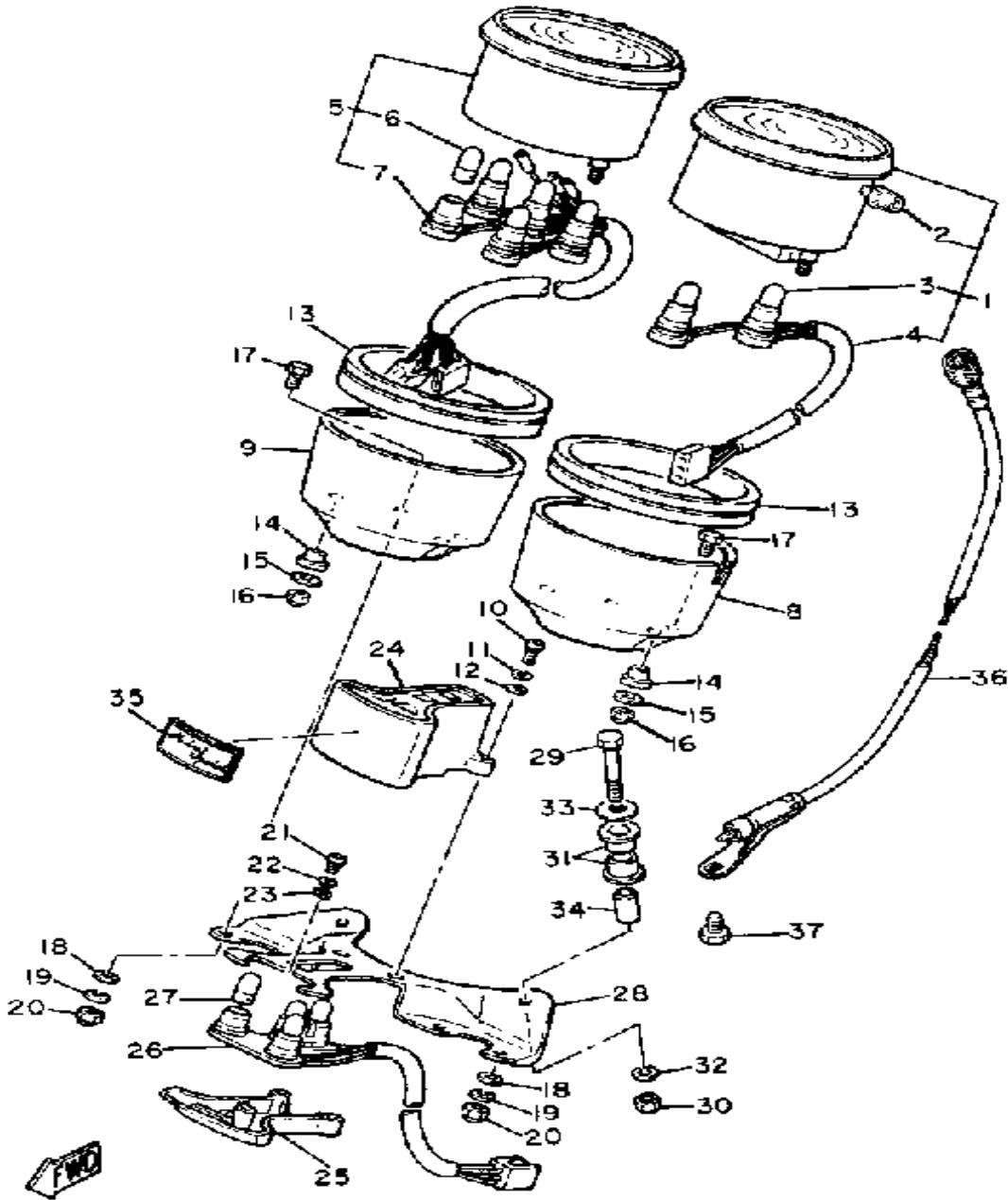
# SPEEDOMETER-TACHOMETER



Ref. No.	Part Number	Description	Qty	Remarks
1	5H1-83570-A0-00	SPEEDOMETER ASSEMBLY ..	1	
2	584-83578-71-00	. KNOB, TRIP METER .....	1	
3	4G1-84744-00-00	. BULB, MTR.12V3.4W .....	2	
4	4U8-83520-00-00	. SOCKET CORD ASSEMBLY (15R-83520-00) .....	1	
5	(3H4-83540-F1-00)	TACHOMETER ASSEMBLY ...	1	
6	4G1-84744-00-00	. BULB, MTR.12V3.4W .....	5	
7	(3H3-83520-01-00)	SOCKET CORD ASSEMBLY ..	1	
	4H1-83507-00-00	COVER, SPEEDOMETER .....	1	
9	4H3-83508-00-00	COVER, TACHOMETER .....	1	
10	98506-04012-00	SCREW, PAN HEAD .....	2	
11	92906-04100-00	WASHER, SPRING .....	2	
12	92906-04600-00	WASHER, PLATE .....	2	
13	3H3-83513-00-00	DAMPER .....	2	
14	584-83523-00-00	DAMPER .....	4	
15	90201-05031-00	WASHER, PLATE .....	4	
16	95306-05800-00	NUT (CROWN) .....	4	
17	584-83546-00-00	BOLT .....	4	
18	92990-06200-00	WASHER .....	4	
19	92995-06100-00	WASHER, SPRING .....	4	
20	95303-06800-00	NUT (CROWN) .....	4	
21	(92503-04008-00)	SCREW, PAN HEAD .....	1	
22	92901-04100-00	WASHER, SPRING .....	1	
23	92901-04600-00	WASHER, PLATE .....	1	
24	3J6-83568-A0-00	PILOT BOX, UPPER .....	1	
25	3J6-83569-A0-00	PILOT BOX, LOWER .....	1	
26	3J6-83509-01-00	SOCKET CORD ASSEMBLY ..	1	
27	4G1-84744-00-00	BULB, MTR.12V3.4W .....	4	
28	3J6-83519-00-00	BRACKET, METER .....	1	

CONTINUED ON NEXT FRAME ►

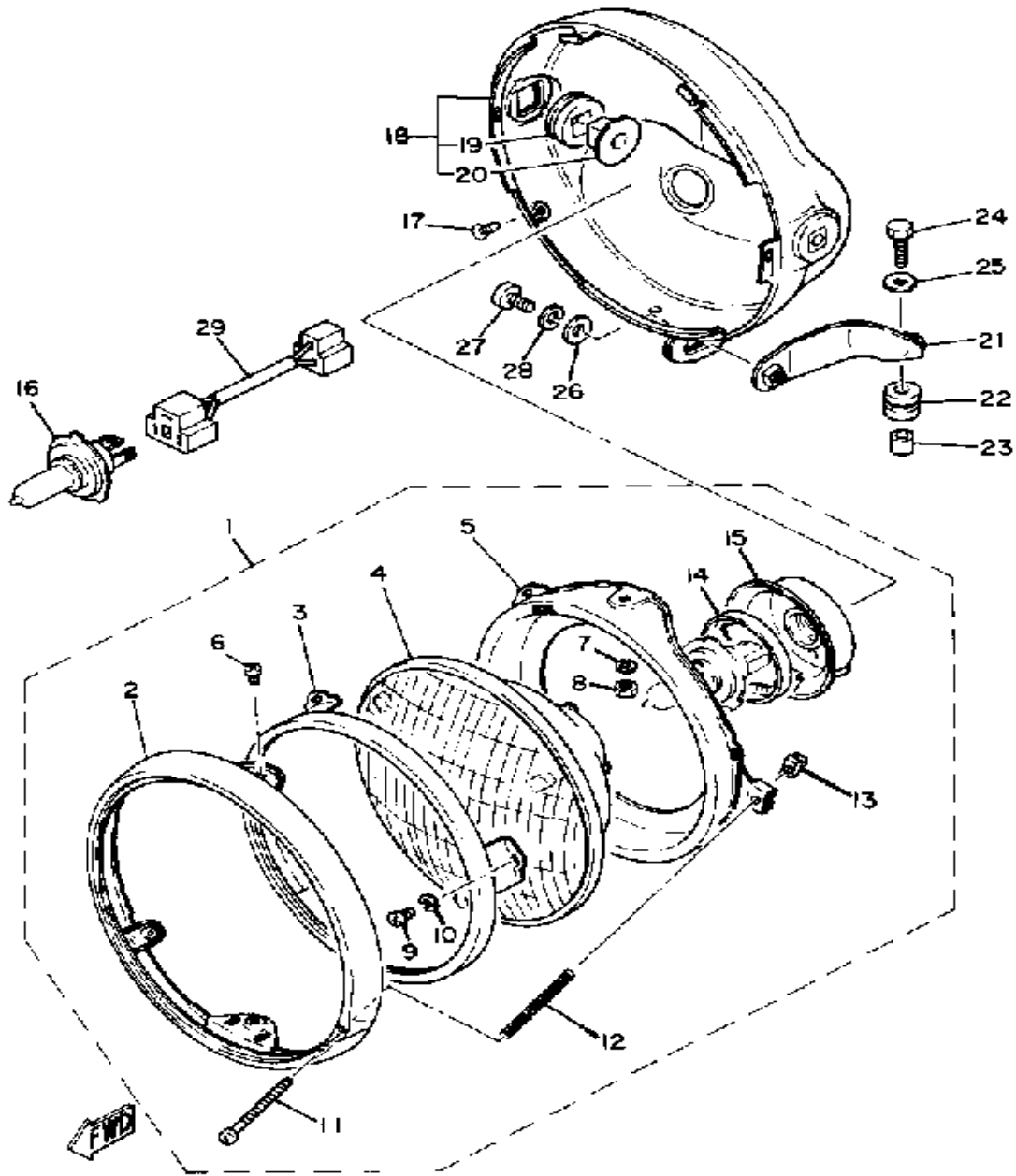
# SPEEDOMETER-TACHOMETER



Ref. No.	Part Number	Description	Qty	Remarks
29	97006-06040-00	BOLT	2	
30	95380-06600-00	NUT	2	
31	584-83541-00-00	DAMPER	4	
32	92995-06100-00	WASHER, SPRING	2	
33	90201-06067-00	WASHER, PLATE	2	
34	90387-06249-00	COLLAR	2	
35	4H3-21787-00-00	EMBLEM 7	1	
36	10M-83550-00-00	SPEEDOMETER CABLE	1	
37	90153-06004-00	SCREW, HEXAGON	1	



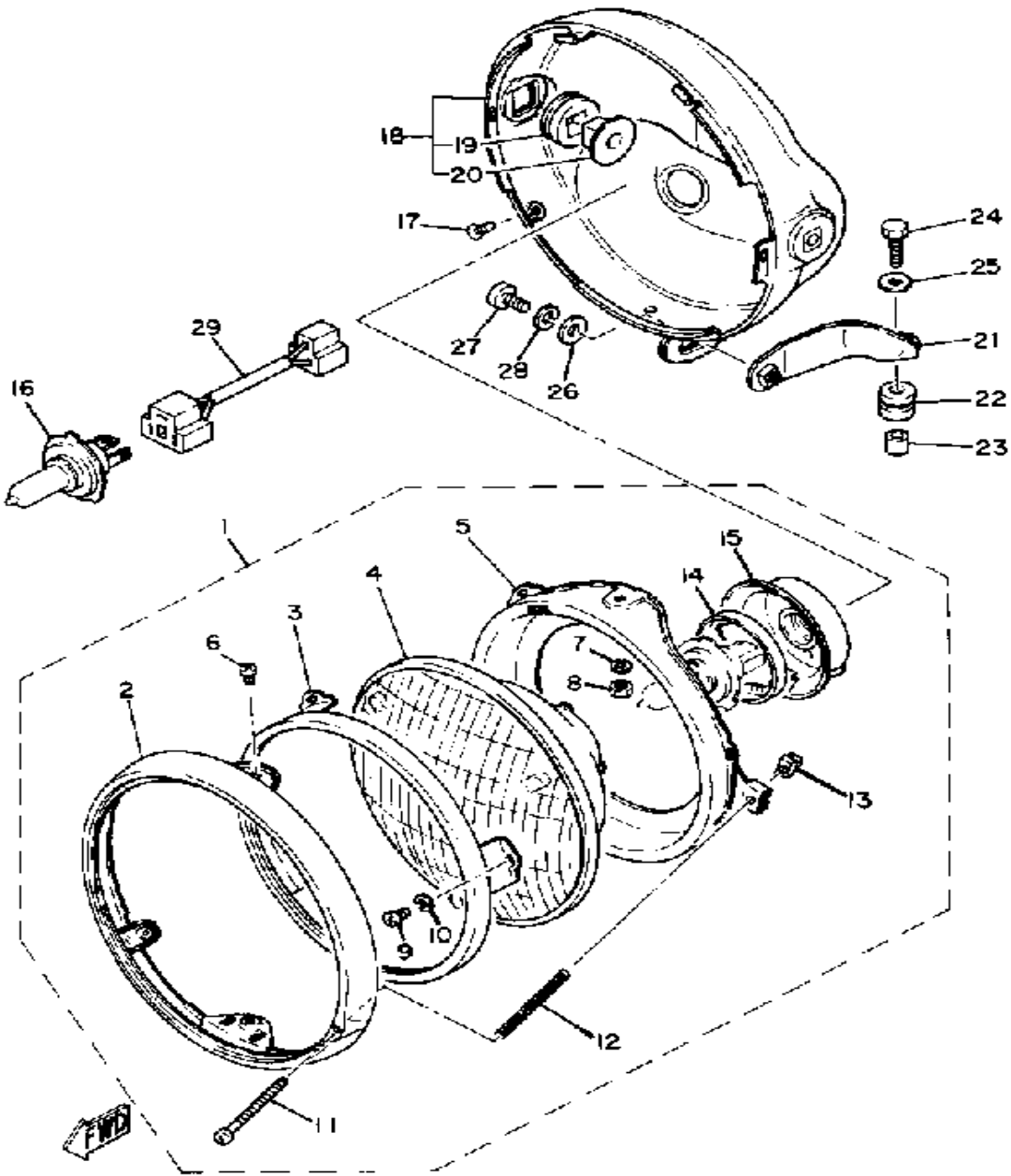
# HEADLIGHT



Ref. No.	Part Number	Description	Qty	Remarks
1	4H1-84303-A0-00	HEADLIGHT UNIT ASSEMBLY	1	
2	4H1-84315-00-00	. RIM, HEADLIGHT	1	
3	2F9-84395-00-00	. RING, RETAINING	1	
4	2F3-84321-A0-00	. LENS, HEADLIGHT	1	
5	2F9-84394-00-00	. RING, MOUNTING	1	
6	98580-05010-00	. SCREW, PAN HEAD	2	
7	92990-05100-00	. WASHER, SPRING	2	
8	95380-05600-00	. NUT	2	
9	98580-04008-00	. SCREW, PAN HEAD	3	
10	92901-04100-00	. WASHER, SPRING	3	
11	98580-04055-00	. SCREW, LENS FITTING	1	
12	341-84332-60-00	. SPRING, SCREW	1	
13	198-84334-60-00	. NUT, ADJUSTING	1	
14	2F9-84375-00-00	. SETTING PLATE, BULB	1	
15	2F9-84397-01-00	. COVER, SOCKET	1	
16	5V2-84314-00-XX	BULB, HL 12V60/55W (2F9-84314-00)	1	
17	90152-05005-00	SCREW, COUNTERSUNK	2	
18	4H1-84330-00-00	BODY ASSEMBLY	1	
19	584-84345-60-00	. DAMPER, HEADLIGHT	2	
20	584-84338-60-00	. COLLAR, BODY FTNG	2	
21	3H3-84318-00-00	STAY, HEADLIGHT 1	1	
22	90480-16114-00	GROMMET	1	
23	90387-07598-00	COLLAR	1	
24	97016-06025-00	BOLT	1	
25	90201-063J2-00	WASHER, PLATE	1	
26	90201-063J2-00	WASHER, PLATE	1	
27	98506-06014-00	SCREW, PAN HEAD (92506-06014)	1	

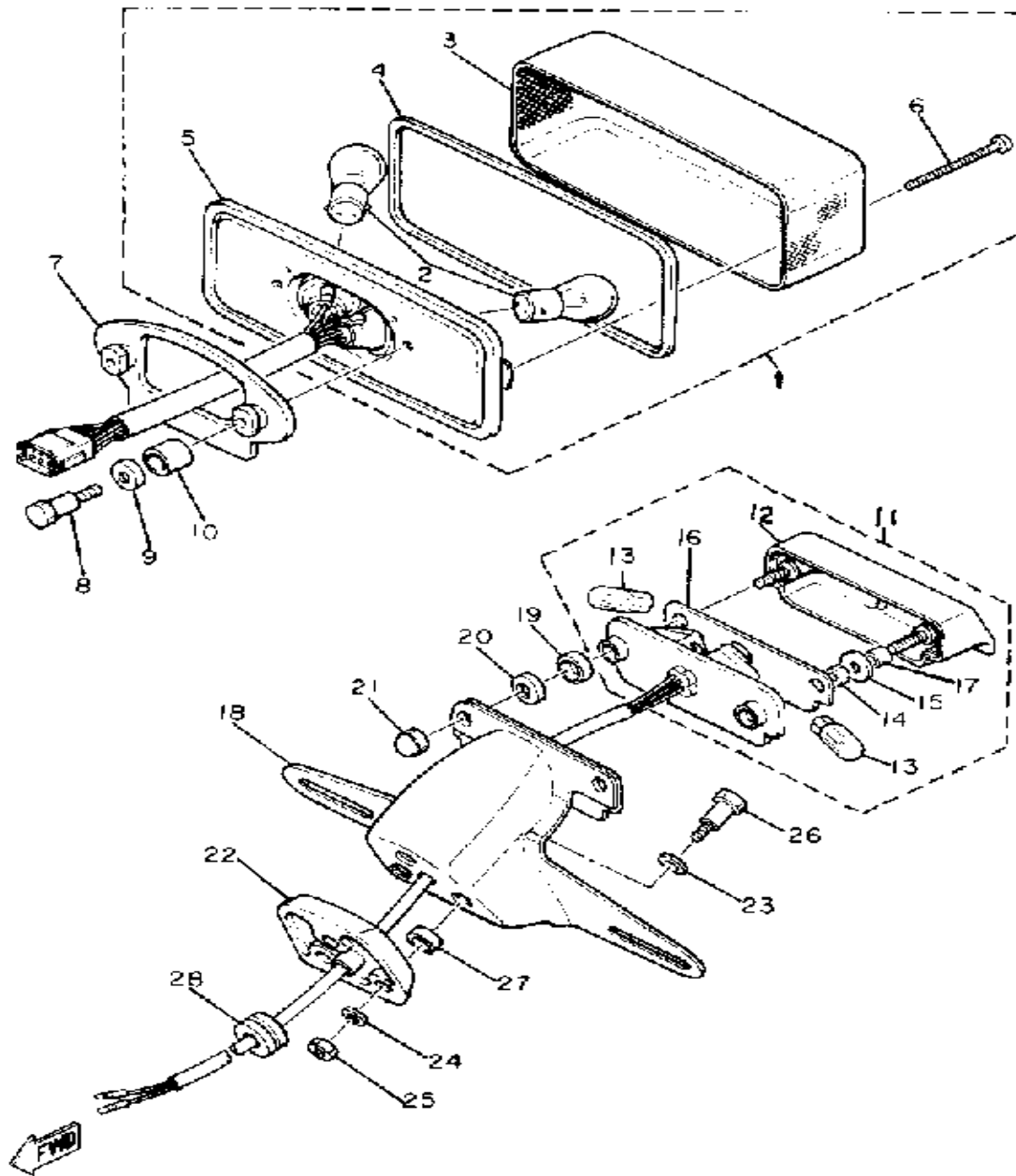
CONTINUED ON NEXT FRAME ►

# HEADLIGHT



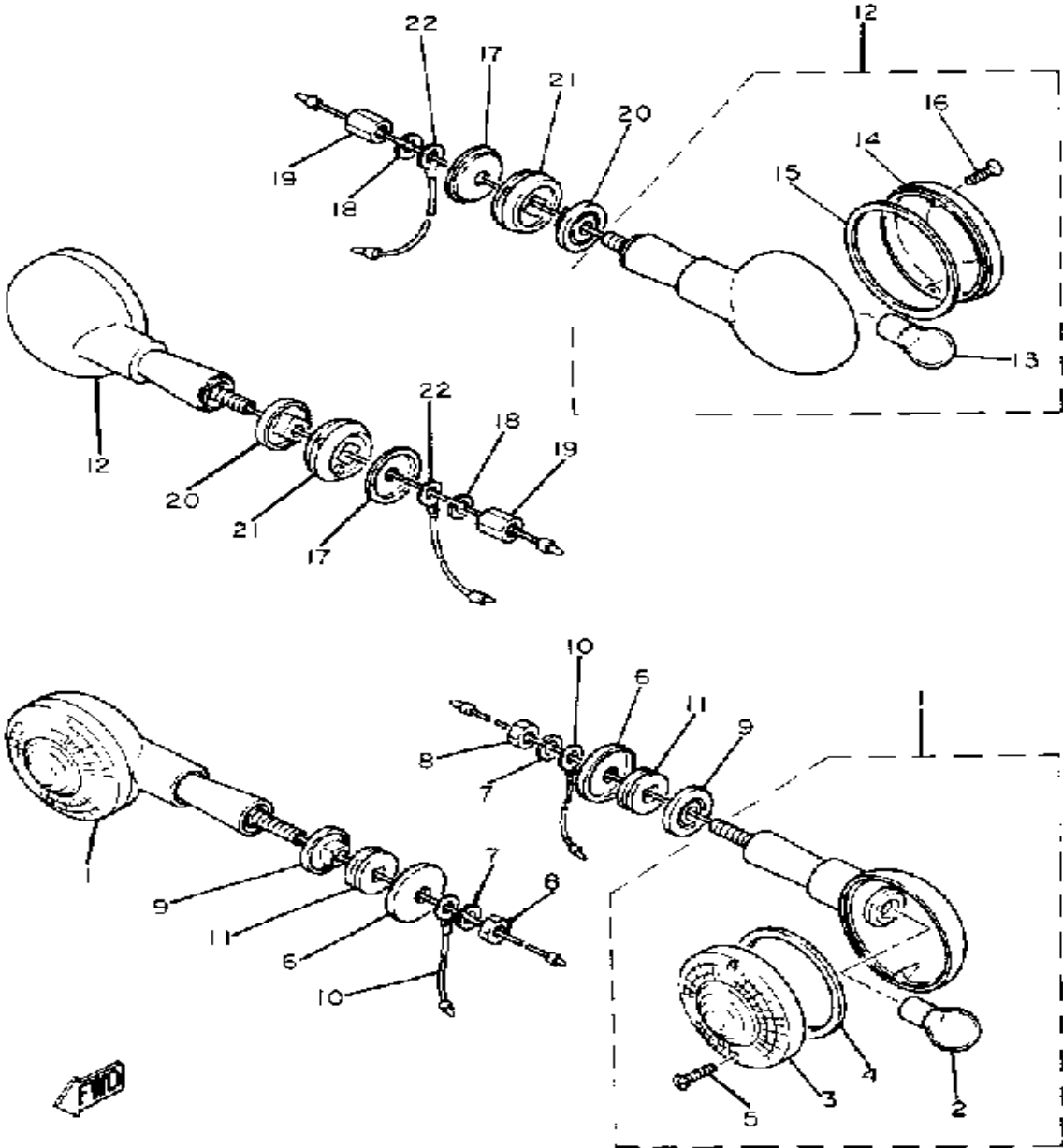
Ref. No.	Part Number	Description	Qty	Remarks
28	92906-06100-00	WASHER, SPRING	1	
29	2H7-84359-00-00	CORD, HEADLIGHT	1	

# TAILLIGHT



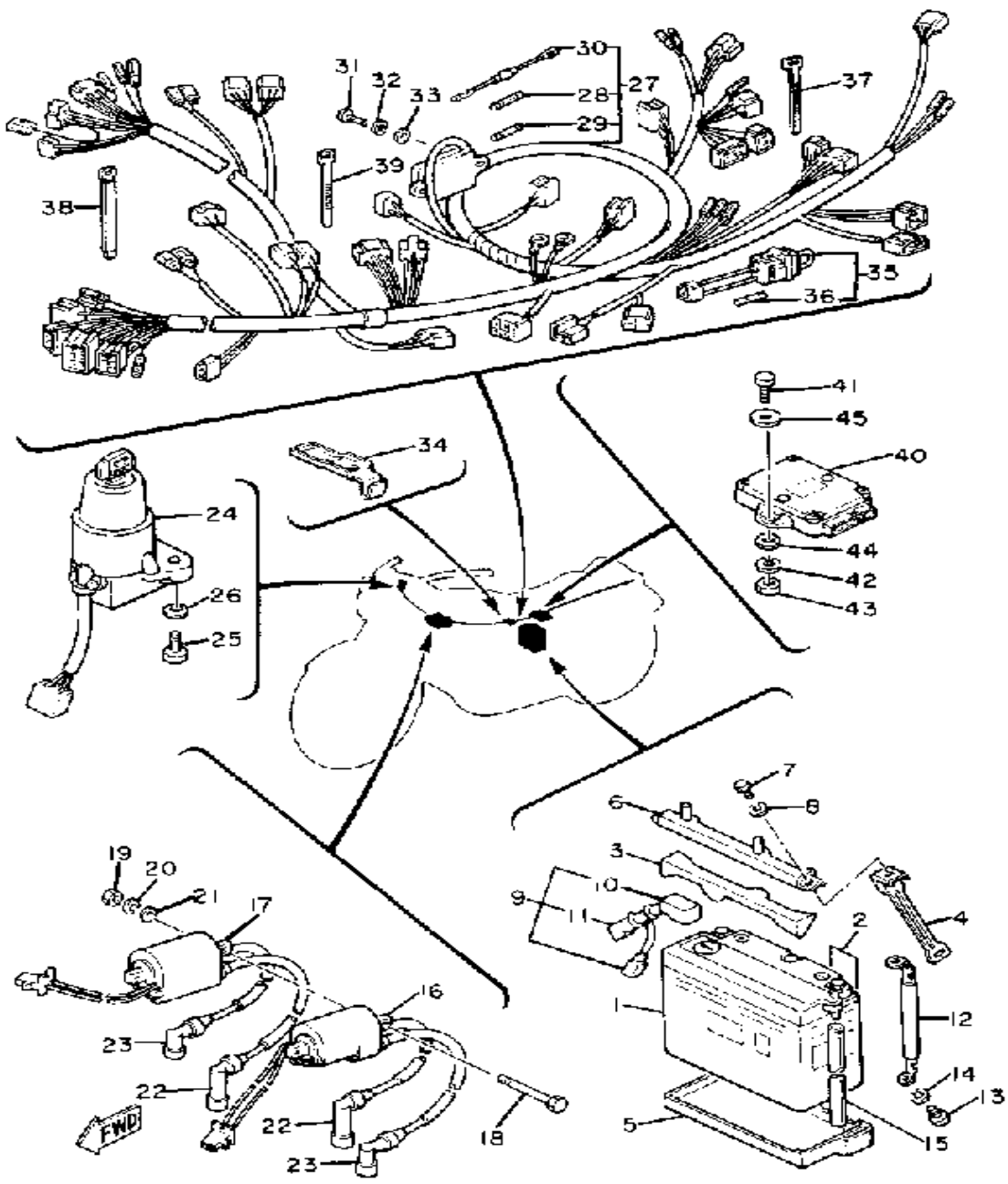
Ref. No.	Part Number	Description	Qty	Remarks
1	4H1-84710-60-00	TAILLIGHT UNIT ASSEMBLY ..	1	
2	256-84714-61-00	. BULB (12V-27/8W) .....	2	
3	1A8-84721-61-00	. LENS, TAILLIGHT .....	1	
4	1A0-84723-60-00	. GASKET, TAIL LENS .....	1	
5	(4H1-84711-60-00)	BASE, TAILLIGHT .....	1	
6	98580-04055-00	. SCREW, LENS FITTING .....	2	
7	3G1-84712-00-00	SEAT, BASE .....	1	
8	90109-06548-00	BOLT .....	2	
9	2H7-84754-00-00	WASHER, SPECIAL .....	2	
10	3G1-84712-60-00	SEAT, BASE .....	2	
11	2AX-84745-00-00	LICENSE LIGHT UNIT ASS'Y (4H3-84745-60-00) .....	1	
12	(3J2-84749-01-00)	BODY, LICENCE LIGHT .....	1	
13	3F9-84744-00-XX	. BULB, METER 12V3.8W .....	2	
14	95311-05700-00	. NUT .....	2	
15	3J2-84754-00-00	. WASHER, SPECIAL .....	2	
16	(3J2-84772-00-00)	WASHER .....	1	
17	(3J2-84757-00-00)	COLLAR, LCNSE BRKT .....	2	
18	4H3-84751-00-00	BRACKET, license .....	1	
19	3G1-84553-00-00	DAMPER .....	2	
20	3F9-84754-00-00	WASHER, SPECIAL .....	2	
21	95303-05800-00	NUT (CROWN) .....	2	
22	(3J6-84753-00-00)	DAMPER .....	1	
23	92990-08200-00	WASHER, PLAIN .....	3	
24	92995-06100-00	WASHER, SPRING .....	3	
25	95380-06600-00	NUT .....	3	
26	90109-06005-00	BOLT .....	3	
27	3G1-84753-60-00	DAMPER .....	3	
28	90480-15061-00	GROMMET .....	1	

# FLASHER LIGHT



Ref. No.	Part Number	Description	Qty	Remarks
1	5U5-83310-K0-00	FRT FLSHR LITE ASSEMBLY	2	
2	256-83311-70-XX	. BULB, TS 12V27W	1	
3	1A0-83312-K0-00	. LENS, FLASHER	1	
4	3Y6-83313-00-00	. GASKET, FLSHR LENS	1	
5	341-83333-70-00	. SCREW, LENS FITTING	2	
6	90209-08098-00	WASHER, SPEC'L SHAP	2	
7	92990-08100-00	WASHER	2	
8	95333-08600-00	NUT	2	
9	4H1-83316-01-00	COLLAR, FLASHER 1 (4H1-83316-00)	2	
10	256-84313-01-00	WIRE, EARTH	2	
11	341-83321-01-00	DAMPER, FLASHER 1	2	
12	5V4-83330-E0-00	R FLSHR LITE ASSEMBLY	2	
13	256-83311-70-XX	. BULB, TS 12V27W	1	
14	1A0-83312-K0-00	. LENS, FLASHER	1	
15	3Y6-83313-00-00	. GASKET, FLSHR LENS	1	
16	341-83333-70-00	. SCREW, LENS FITTING	2	
17	90209-10172-00	WASHER, SPEC'L SHAP	2	
18	92990-08100-00	WASHER	2	
19	90170-08209-00	NUT, HEXAGON	2	
20	4H1-83316-01-00	COLLAR, FLASHER 1 (4H1-83316-00)	2	
21	1E6-83321-00-00	DAMPER, FLASHER 1	2	
22	3FU-83364-00-00	WIRE, EARTH LEAD 1	2	

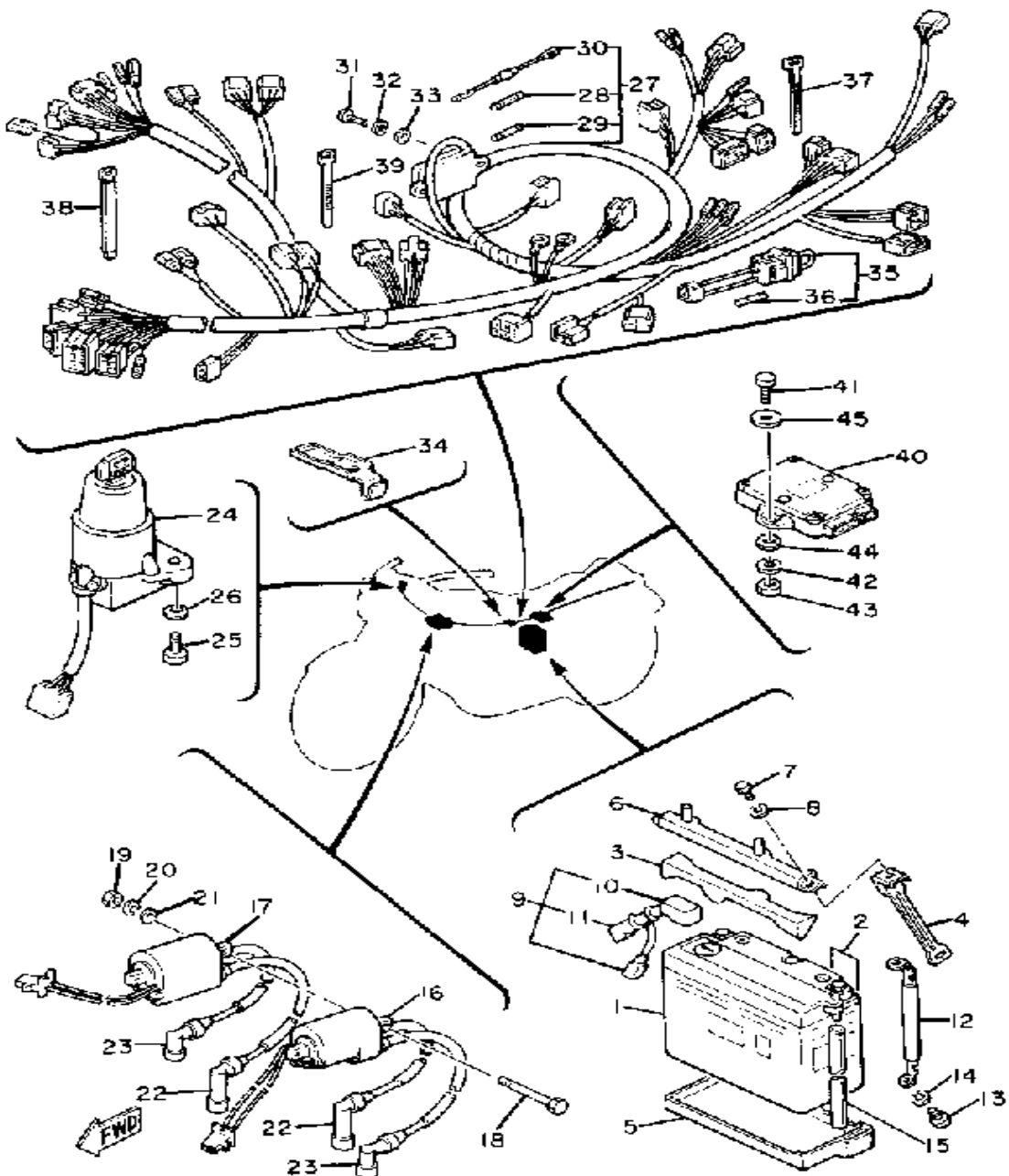
# ELECTRICAL 1



Ref. No.	Part Number	Description	Qty	Remarks
1	BTG-GM18Z-3A-S0	GS GM18Z-3AS .....	1	
2	118-82141-09-00	LABEL, BATTERY .....	1	
3	2H7-82121-00-00	PAD, BATTERY .....	1	
4	2H7-82124-00-00	BAND, BATTERY .....	1	
5	2H7-82122-01-00	SEAT, BATTERY .....	1	
6	(2H7-82136-00-00)	PLATE, BATT FITTING .....	1	
7	97001-06018-00	BOLT .....	1	
8	92995-06100-00	WASHER, SPRING .....	1	
9	2H7-82115-00-00	WIRE, PLUS LEAD .....	1	
10	(1J7-82119-00-00)	COVER, LEAD WIRE .....	1	
11	2H7-82119-00-00	. COVER, LEAD WIRE .....	1	
12	2H7-82116-00-00	WIRE, MINUS LEAD .....	1	
13	98580-06012-00	SCREW, PAN HEAD .....	1	
14	92995-06100-00	WASHER, SPRING .....	1	
15	90445-08336-00	HOSE .....	1	
16	4H7-82310-61-00	IGNITION COIL ASSEMBLY ...	1	
17	4H7-82320-61-00	IGNITION COIL ASSEMBLY (4H7-82320-60) .....	1	
18	97023-06085-00	BOLT (36E) .....	2	
19	95380-06600-00	NUT .....	2	
20	92995-06100-00	WASHER, SPRING .....	2	
21	92990-06200-00	WASHER .....	2	
22	1J7-82370-00-00	PLUG CAP ASSEMBLY .....	2	
23	256-82370-00-00	PLUG CAP ASSEMBLY .....	2	
24	4R0-82508-50-00	MAIN SWITCH ASSEMBLY (24M-82501-50) .....	1	
25	97011-06016-00	BOLT .....	2	
26	92901-06600-00	WASHER .....	2	
27	4R0-82590-50-00	WIRE HARNESS ASSEMBLY ..	1	

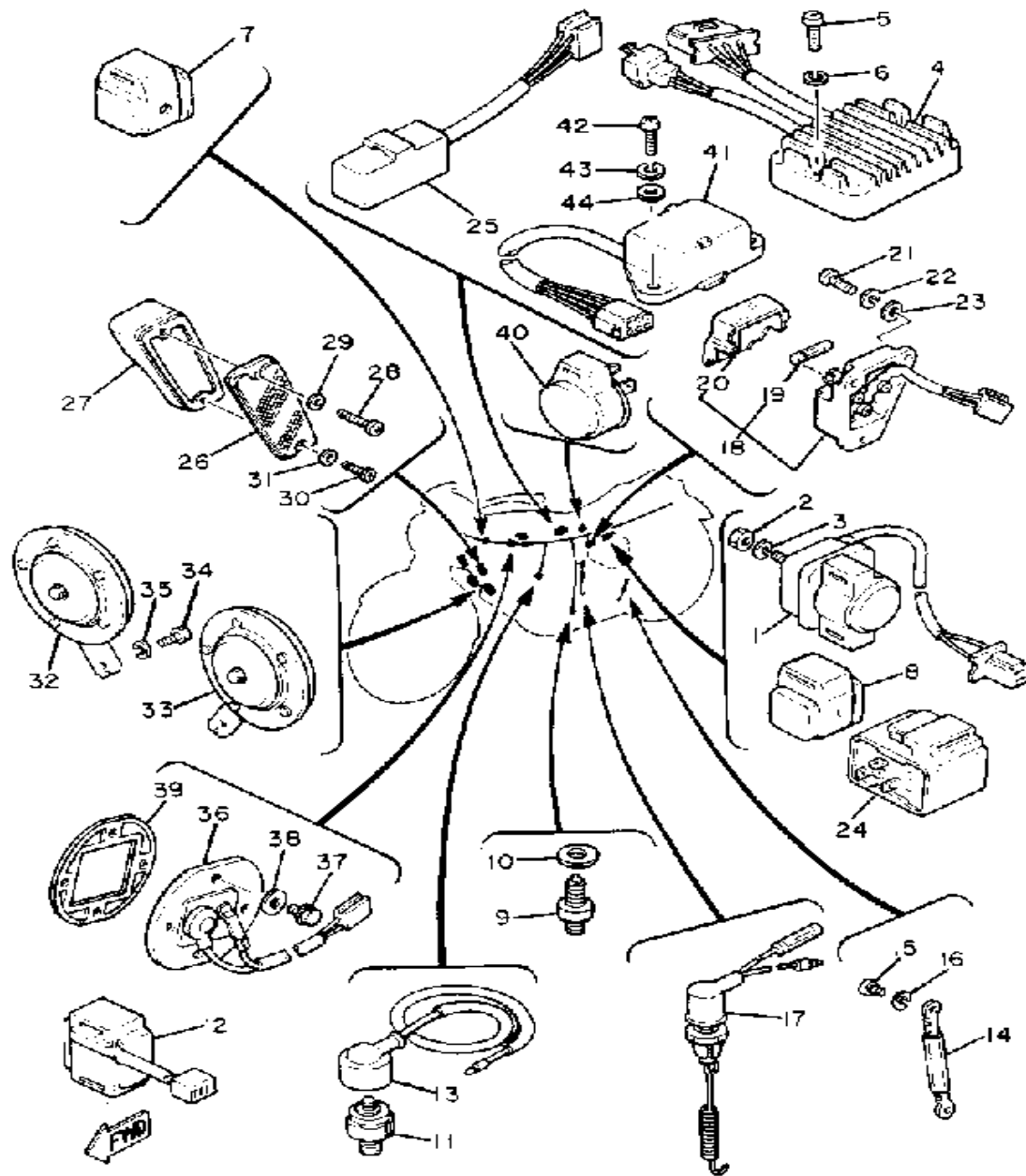
CONTINUED ON NEXT FRAME ►

# ELECTRICAL 1



Ref. No.	Part Number	Description	Qty	Remarks
28	116-82151-00-00	. FUSE (10A) .....	3	
29	1A0-82161-00-00	. FUSE (20A) (148-82151-00-00) .....	1	
30	3H5-81980-00-00	. DIODE ASSEMBLY .....	1	
31	98580-05016-00	SCREW, PAN HEAD .....	2	
32	92990-05100-00	WASHER, SPRING .....	2	
33	92901-05600-00	WASHER, PLATE .....	2	
34	(90465-10133-00)	CLAMP .....	1	
35	3H5-82150-00-00	FUSE HOLDER ASSEMBLY ...	1	
36	2H7-82151-00-00	. FUSE .....	2	
37	25G-83936-01-00	BAND, SWITCH CORD .....	1	
38	341-26397-01-00	BAND .....	2	
39	437-83936-11-00	BAND, SWITCH CORD .....	4	
40	4R0-82305-10-00	NO LONGER AVAILABLE .....	1	
41	97011-06020-00	BOLT .....	2	
42	92995-06100-00	WASHER, SPRING .....	2	
43	95380-06600-00	NUT .....	2	
44	92990-06200-00	WASHER .....	2	
45	90201-06063-00	WASHER, PLATE .....	2	

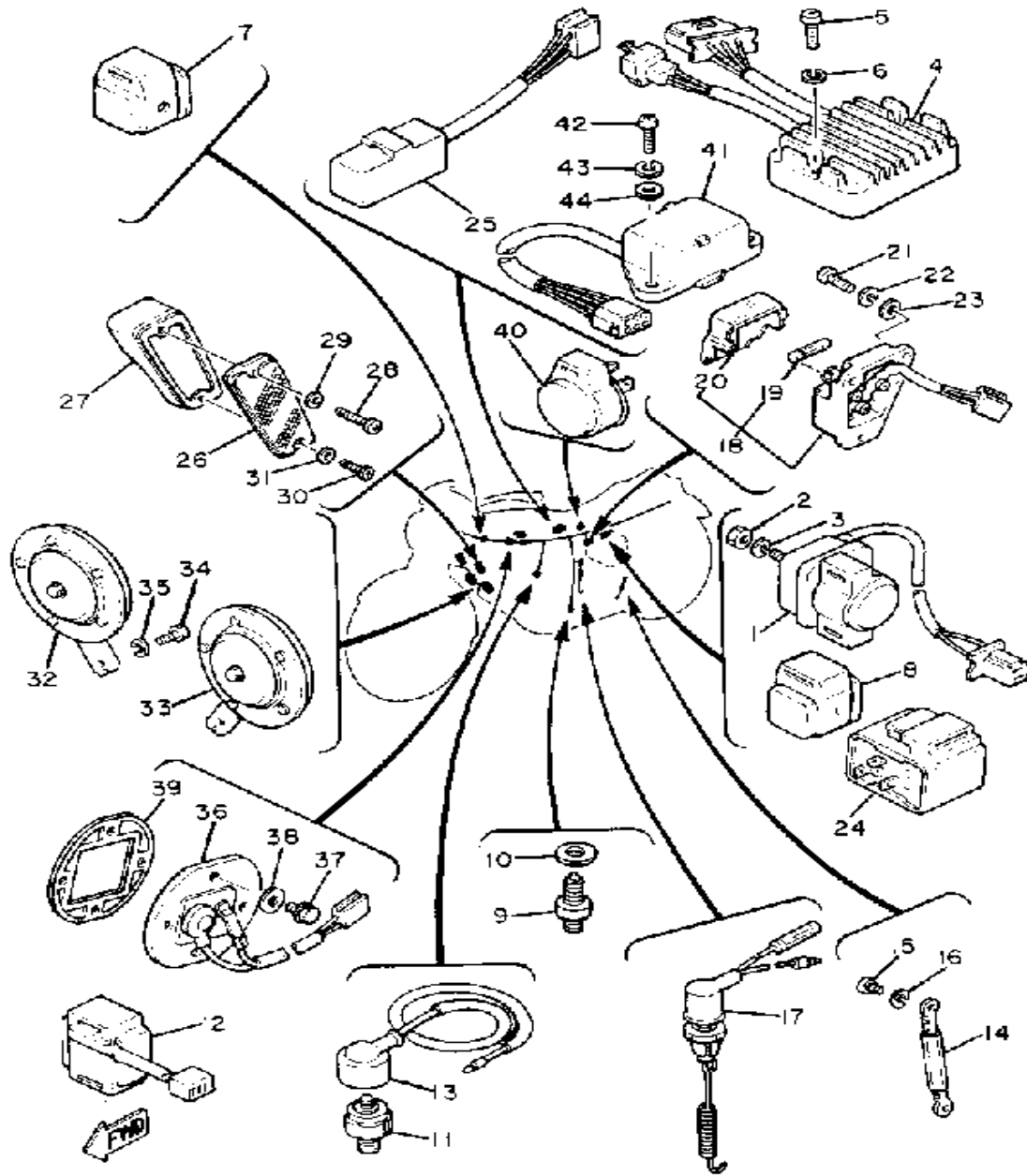
# ELECTRICAL 2



Ref. No.	Part Number	Description	Qty	Remarks
1	1J7-81940-10-00	STARTER SWITCH ASSEMBLY	1	U.R.
	3AY-81940-00-00	STARTER RELAY ASSEMBLY	1	U.R.
2	95380-06700-00	NUT	2	
3	92995-06100-00	WASHER, SPRING	2	
4	1T4-81960-A2-00	UNAVAILABLE IN PRICE BOOK (IT4-81960-92)	1	
5	98580-06030-00	SCREW PAN HEAD	2	
6	92995-06100-00	WASHER, SPRING	2	
7	3H5-81950-00-00	RELAY ASSEMBLY	1	
8	12R-81950-01-00	RELAY ASSEMBLY.RELAY (4H7-81950-01)	1	
9	2H7-82540-00-00	NEUTRAL SWITCH ASSEMBLY	1	
10	90430-10171-00	GASKET	1	
11	341-82504-02-00	OIL PRESSURE SWITCH ASS'Y	1	
12	2H7-82576-00-00	EMERGENCY STOP SWITCH ASS'Y	1	
13	2H7-82507-00-00	WIRE, LEAD	1	
14	2H7-82519-00-00	WIRE, EARTH LEAD	1	
15	98580-06012-00	SCREW, PAN HEAD	1	
16	92995-06100-00	WASHER, SPRING	1	
17	1J7-82530-02-00	STOP SWITCH	1	
18	2H7-81920-00-00	TERMINAL ASSEMBLY	1	
19	116-82151-00-00	. FUSE (10A)	1	
20	(2H7-81916-00-00)	COVER, TERMINAL	1	
21	98580-05016-00	SCREW, PAN HEAD	3	
22	92990-05100-00	WASHER, SPRING	3	
23	92901-05600-00	WASHER, PLATE	3	
24	4E6-83350-70-00	FLASHER RELAY ASSEMBLY	1	
25	1A0-83395-03-00	FLASHER CANCL UNIT	1	

CONTINUED ON NEXT FRAME ►

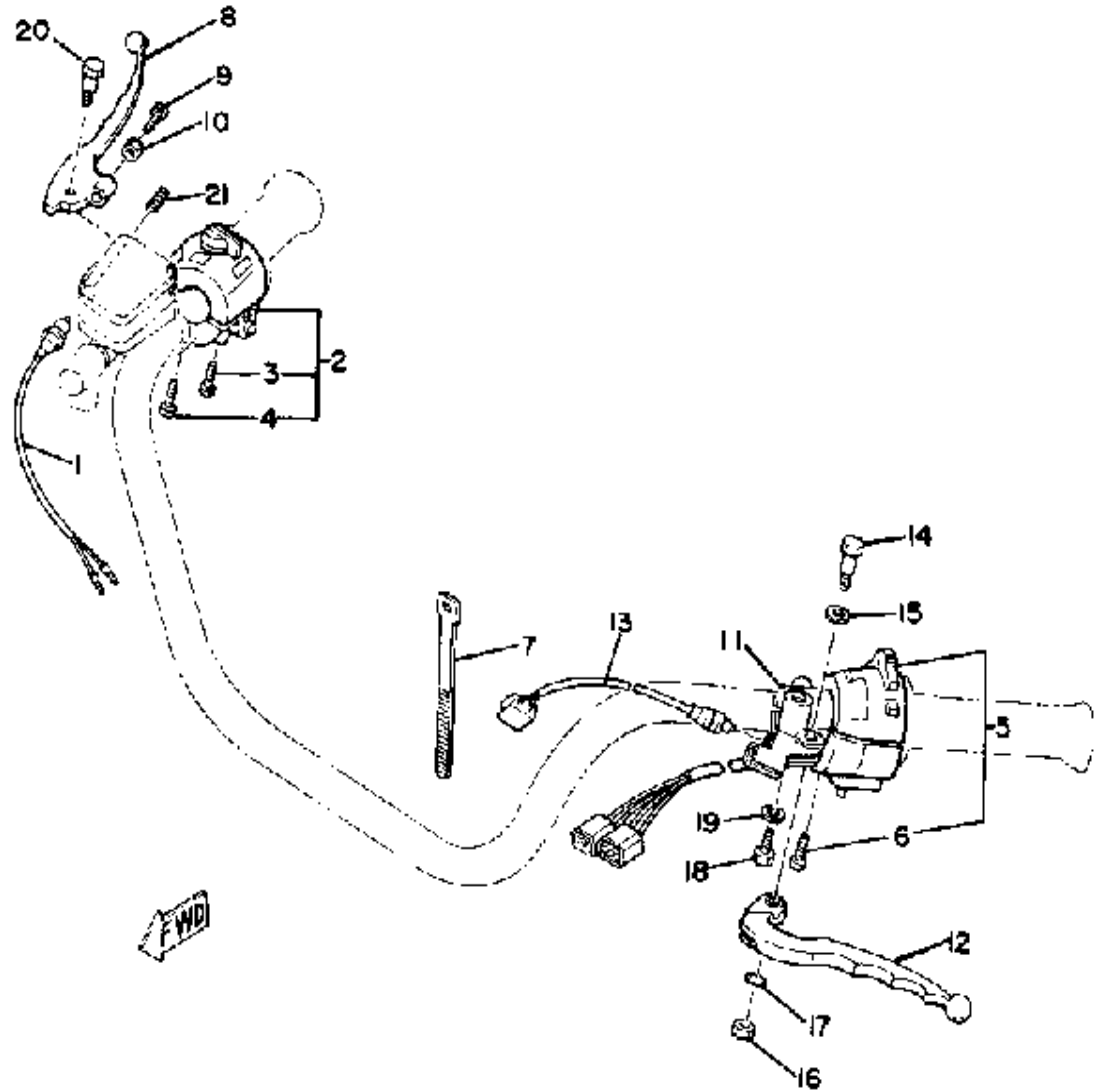
# ELECTRICAL 2



Ref. No.	Part Number	Description	Qty	Remarks
26	4H1-85110-00-00	FRT REFLECTOR ASSEMBLY .	2	
27	(3J6-85127-00-00)	BASE, REFLECTOR . . . . .	2	
28	98501-04035-00	SCREW, PAN HEAD . . . . .	2	
29	92901-04600-00	WASHER, PLATE . . . . .	2	
30	98503-04014-00	SCREW, PAN HEAD . . . . .	2	
31	92901-04600-00	WASHER, PLATE . . . . .	2	
32	(4H3-83371-20-00)	HORN . . . . .	1	
33	(4H3-83371-30-00)	HORN . . . . .	1	
34	97306-08018-00	BOLT, HEXAGON (97206-08018)	2	
35	92906-08100-00	WASHER, SPRING . . . . .	2	
36	3H3-85752-00-00	SNDR UT ASSEMBLY, F/MTR .	1	
37	95821-06014-00	BOLT, FLANGE . . . . .	4	
38	90202-05187-00	WASHER, PLATE . . . . .	4	
39	2H7-85753-00-00	GASKET, SENDER UNIT . . . .	1	
40	3H5-83360-00-00	HAZARD FLASHER RELAY ASSEMBLY . . . . .	1	
41	2F9-84308-00-00	RSRV LTNG UNIT ASSEMBLY .	1	
42	98580-06020-00	SCREW . . . . .	2	
43	92995-06100-00	WASHER, SPRING . . . . .	2	
44	92901-06600-00	WASHER . . . . .	2	



# HANDLE SWITCH-LEVER



Ref. No.	Part Number	Description	Qty	Remarks
1	1A0-83980-30-00	STOP SWITCH ASSEMBLY	1	
2	3H3-83975-00-98	SWITCH, HANDLE 2	1	LOW GLOSS BLK
3	98501-05030-00	. SCREW, PAN HEAD	1	
4	98501-05040-00	. SCREW, PAN HEAD (98502-05040)	1	
5	3J6-83972-00-00	SWITCH, HANDLE 4	1	
6	98501-05030-00	. SCREW, PAN HEAD	2	
7	437-83936-01-00	BAND, SWITCH CORD	4	
8	4L0-83922-00-00	LEVER RH	1	
9	90149-06131-00	SCREW	1	
10	90170-06010-00	NUT	1	
11	3Y6-82911-00-00	HOLDER, LEVER 1	1	
12	2H7-83912-20-00	UNAVAILABLE IN PRICE BOOK (2H7-83912-00)	1	
13	3Y6-82917-00-00	SWITCH	1	
14	2H7-83945-00-00	BOLT, LEVER	1	
15	90201-08083-00	WASHER, PLATE	1	
16	95601-06100-00	NUT, U	1	
17	93210-11368-00	O-RING	1	
18	97006-06022-00	BOLT	1	
19	92906-06100-00	WASHER, SPRING	1	
20	90109-06465-00	BOLT	1	
21	90501-10510-00	SPRING, COMPRESSION	1	

# XS1100LH

## 1981 SERVICE DATA

<b>MODEL - IBM I.D. NUMBER</b>	XS1100LH	4W1
Initial Engine Number / Frame Number	4W1-000001 / 4W1-000001	
Basic Color(s)	New Yamaha Black	
Fuel Type / Fuel Tank Capacity / Reserve Capacity	Regular / 15 Lit. (4.0 Gal.) / 2.5 Lit. (0.6 Gal.)	
Dry Vehicle Weight	252 kg (556 lbs.)	
<b>ENGINE TYPE</b>	4-Stroke, Air-Cooled, DOHC, Transverse Four	
Bore / Stroke / Number Cylinders / Displacement (cc)	71.5mm / 68.6mm / 4 / 1101cc	
Compression Ratio / Compression Pressure Min~Max	9.0: 1 / 9.0 ~ 11.0 kg/cm <sup>2</sup>	
Piston Skirt Clearance New / Max	0.050 ~ 0.055mm / 0.1mm	
Ring End Gap Top / 2nd / 3rd	0.2 ~ 0.4mm / 0.2 ~ 0.4mm / 0.2 ~ 0.9mm	
Valve Clearance (Cold) Intake / Exhaust	0.11 ~ 0.15mm / 0.21 ~ 0.25mm	
Oil Pressure Hot / rpm	1.5 kg/cm <sup>2</sup> @ 60°C / 1100 rpm @ Oil Pressure Switch	
Oiling System	Wet Sump	
Capacity: Dry	4000cc	
Oil and Filter Change	3500cc	
Oil Change	3000cc	
Lubricant: Temp. Above 5°C (40°F)	Yamalube 4* or SAE 20W40 SE	
Temp. Below 15°C (60°F)	SAE 10W30 SE	
<b>AUTOLUBE - Min Stroke / Color Code</b>	∅	
Minimum Output @ 200 Cycles	∅	
Maximum Output @ 200 Cycles	∅	
<b>CARBURETOR - Mfr. / Type / I.D. Number</b>	Mikuni / BS34-III / 3J6-00	
Main Jet / Pilot Jet	110 / 42.5	
Needle Jet / Jet Needle-Clip Position	X-2 / 5GL16 Fixed	
Slide Cutaway or Throttle Valve	135	
Float Level / Fuel Level	23.0 ± 1.0mm / NA	
Idle rpm	1100 rpm	
Max CO* / Max HC* / Set CO	3.0 % / 500 ppm / 2.0 % (All settings @ Idle)	
<b>SUSPENSION</b>		
Front Forks: Oil Type / Level / Qty	10 Wt. Fork Oil* / ∅ / 210cc	
Gas Pressure	0.4 kg/cm <sup>2</sup> (5.7 psi)	
Spring Length Std	612.2mm	
Monoshock: Oil Type / Qty	∅	
Gas Pressure	∅	
Minimum Brake Lining Thickness	Front: 6mm Rear: 6mm	
Tire Size (Nominal Pressure)	F:3.50H19 (1.8 kg/cm <sup>2</sup> /26 psi) R:130/90H16 (2.0 kg/cm <sup>2</sup> /28 psi)	
<b>TRANSMISSION - Oil Type/Qty Chg/Qty Reassemble</b>	See ENGINE Above	
Primary Drive Type / Teeth / Ratio	Silent Chain x Spur Gear / 25-25 x 58-35 / 1.657	
Secondary Drive Type / Teeth / Chain	Shaft Drive / 44-47 x 19-18 x 33-10 / 3.261	
Clutch Friction Plate Thickness Std ~ Min	3.0 ~ 2.8mm	
Clutch Spring Length Std ~ Min	42.8 ~ 41.8mm	
Middle Gear Case Capacity	375cc	
Final Gear Case Capacity	300cc	
Gear Case Lubricant: Temp. Above 5°C (40°F)	SAE 90 Hypoid Gear Oil GL-4	
Temp. Below 15°C (60°F)	SAE 80 Hypoid Gear Oil GL-4	
All Weather Conditions	SAE 80W90 Hypoid Gear Oil GL-4	

<b>CHARGING SYSTEM</b>	AC Generator / 3-Phase / Full Wave
Battery: Model / Specific Gravity / Charge Rate	G.S. GM18Z-3A (12V 20AH) / 1.28 / 2.0A
Maximum Output	14V 20A @ 5000 rpm
<b>TROUBLESHOOTING</b>	
Field Coil Color Code / Ω	Rotor: Grn ~ Blk 3.5 Ω ± 10% Stator: Wht ~ Wht / 0.4 Ω ± 10%
Charge Coil Color Code / Ω	∅
<b>IGNITION SYSTEM</b>	Transistor-Controlled Ignition
Ignition Timing	5° Mark
	Std: 5° @ 1100 rpm Adv: 36.5° @ 3900 rpm
Spark Plug Type	NGK BP6ES or Champion N8Y
Spark Plug Gap / Torque / Cap Ω	0.7 ~ 0.8mm / 2.0 m-kG / 5K Ω ± 10%
Point Gap / Condenser Capacitance	∅ / ∅
<b>TROUBLESHOOTING</b>	
Ignition Coil Test Gap / Primary Ω / Secondary Ω	6mm / 1.5 Ω ± 10% / 15K Ω ± 20%
Pulser Coil or Pickup Coil Color Code / Ω	Org ~ Blu / Gry ~ Blk / 720 Ω ± 20%
Source Coil Color Code / Ω	∅
<b>LIGHTING SYSTEM</b>	
Headlight / Taillight / Signal Rating	12V60-55W / 12V27-8W / 12V27W
<b>TROUBLESHOOTING</b>	
Lighting Coil Color Code / Ω	∅
<b>TORQUE VALUES</b>	
Front Axle Nut	14 x 1.25: 10.7 m-kG
Front Axle Holder Nut	8 x 1.25: 2.0 m-kG
Rear Axle Nut	18 x 1.25: 15.0 m-kG
Rear Axle Pinch Bolt	8 x 1.25: 0.6 m-kG
Clutch Nut	18 x 1.0: 7.0 m-kG
Drain Plug	14 x 1.5: 4.3 m-kG
Cylinder Head Cover	6 x 1.0: 1.0 m-kG
Cylinder Head:	10 x 1.25: 3.5 m-kG (Use Oil)
	Nut 8 x 1.25: 2.0 m-kG Bolt 6 x 1.0: 1.0 m-kG
Engine Mounting Bolts: Front, Upper	10 x 1.25: 5.5 m-kG
Front, Lower	10 x 1.25: 6.7 m-kG
Rear	12 x 1.25: 10.0 m-kG

∅ = Does Not Apply To This Model  
NA = Information Not Available

\*Available From Yamaha Parts Distributors Inc.

SERVICE COPY	SER MGR	MECH	MECH	MECH	BINDER
OFFICE COPY	GEN MGR	SALES	PARTS	BINDER	PAGE 1 OF 2

**PAGE 2 OF 2**

<b>CHARGING SYSTEM</b>	AC Generator / 3-Phase / Full Wave
Battery: Model / Specific Gravity / Charge Rate	G.S. GM18Z-3A (12V 20AH) / 1.28 / 2.0A
Maximum Output	14V 20A @ 5000 rpm
<b>TROUBLESHOOTING</b>	
Field Coil Color Code / $\Omega$	Rotor: Grn ~ Blk 3.5 $\Omega$ $\pm$ 10% Stator: Whit ~ Whit / 0.4 $\Omega$ $\pm$ 10%
Charge Coil Color Code / $\Omega$	$\emptyset$
<b>IGNITION SYSTEM</b>	Transistor-Controlled Ignition
Ignition Timing	5° Mark
	Std: 5° @ 1100 rpm Adv: 36.5° @ 3900 rpm
Spark Plug Type	NGK BP6ES or Champion N8Y
Spark Plug Gap / Torque / Cap $\Omega$	0.7 ~ 0.8mm / 2.0 m-kG / 5K $\Omega$ $\pm$ 10%
Point Gap / Condenser Capacitance	$\emptyset$ / $\emptyset$
<b>TROUBLESHOOTING</b>	
Ignition Coil Test Gap / Primary $\Omega$ / Secondary $\Omega$	6mm / 1.5 $\Omega$ $\pm$ 10% / 15K $\Omega$ $\pm$ 20%
Pulser Coil or Pickup Coil Color Code / $\Omega$	Org ~ Blu / Gry ~ Blk / 720 $\Omega$ $\pm$ 20%
Source Coil Color Code / $\Omega$	$\emptyset$
<b>LIGHTING SYSTEM</b>	
Headlight / Taillight / Signal Rating	12V60-55W / 12V27-8W / 12V27W
<b>TROUBLESHOOTING</b>	
Lighting Coil Color Code / $\Omega$	$\emptyset$
<b>TORQUE VALUES</b>	
Front Axle Nut	14 x 1.25: 10.7 m-kG
Front Axle Holder Nut	8 x 1.25: 2.0 m-kG
Rear Axle Nut	18 x 1.25: 15.0 m-kG
Rear Axle Pinch Bolt	8 x 1.25: 0.6 m-kG
Clutch Nut	18 x 1.0: 7.0 m-kG
Drain Plug	14 x 1.5: 4.3 m-kG
Cylinder Head Cover	6 x 1.0: 1.0 m-kG
Cylinder Head:	10 x 1.25: 3.5 m-kG (Use Oil)
	Nut 8 x 1.25: 2.0 m-kG Bolt 6 x 1.0: 1.0 m-kG
Engine Mounting Bolts: Front, Upper	10 x 1.25: 5.5 m-kG
Front, Lower	10 x 1.25: 6.7 m-kG
Rear	12 x 1.25: 10.0 m-kG

$\emptyset$  = Does Not Apply To This Model  
NA = Information Not Available

\*Available From Yamaha Parts Distributors Inc.