

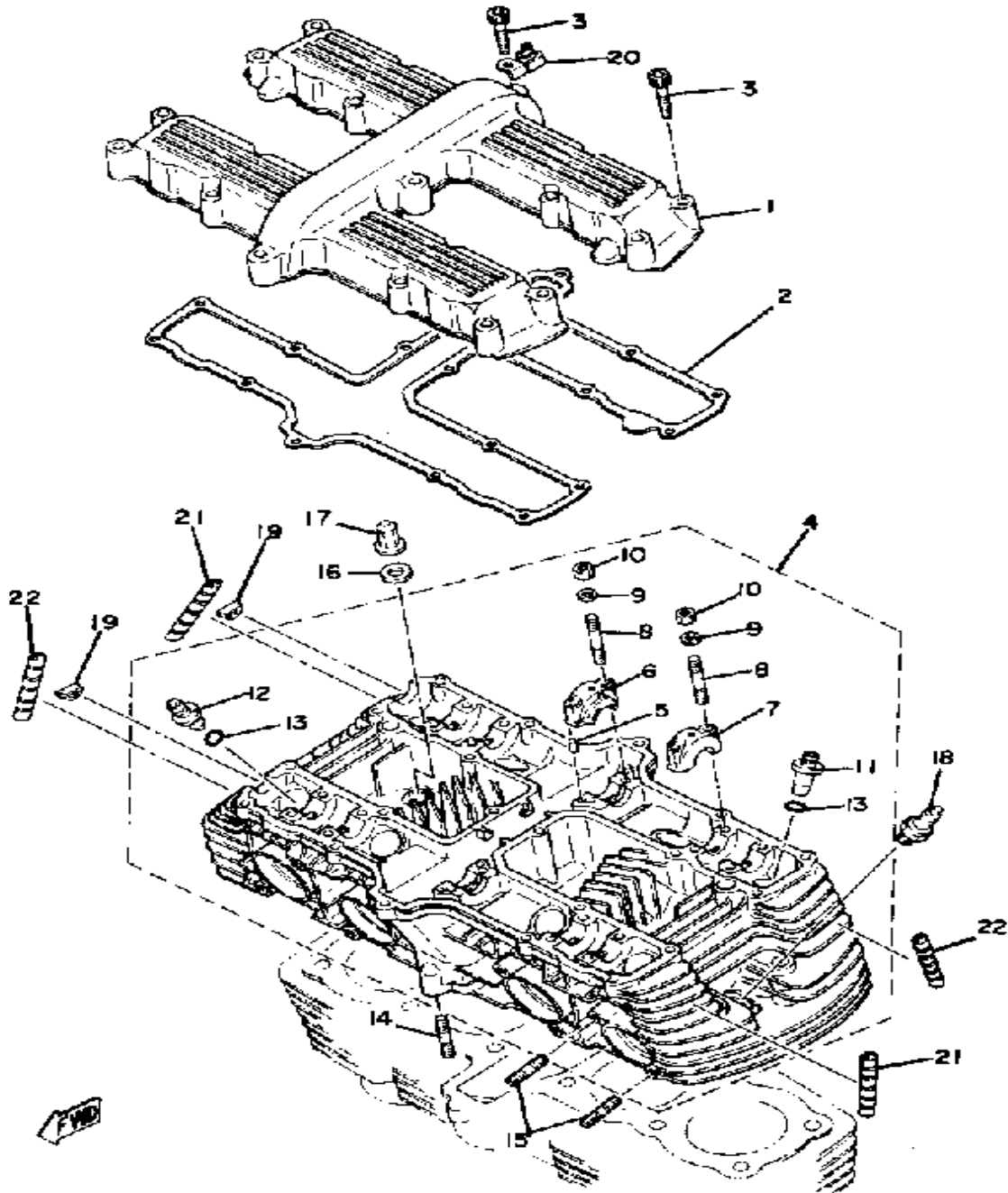
**YAMAHA**

**GENUINE**

**PARTS CATALOGUE**

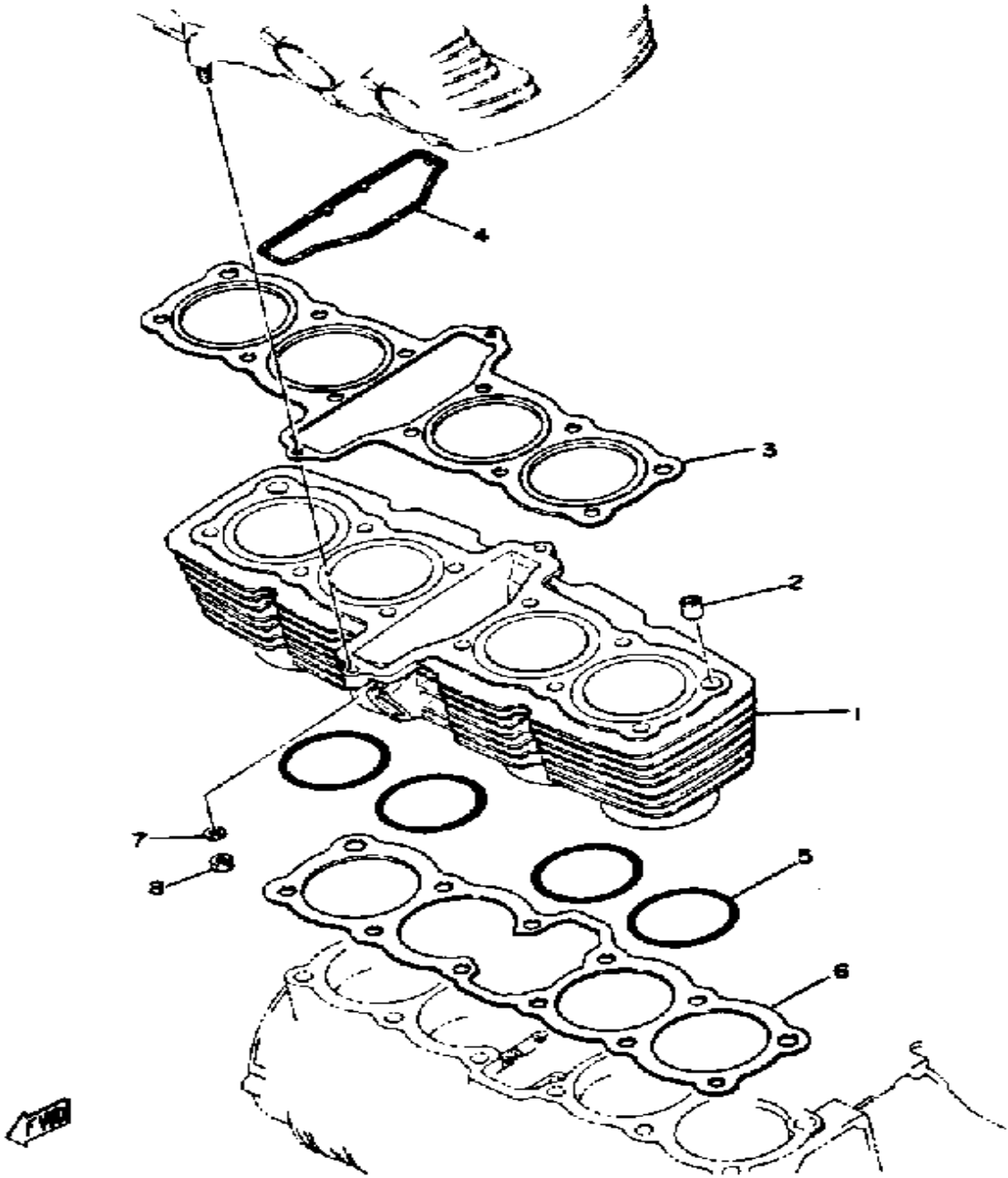
**MOTORCYCLE**

# CYLINDER HEAD COVER - CYLINDER HE



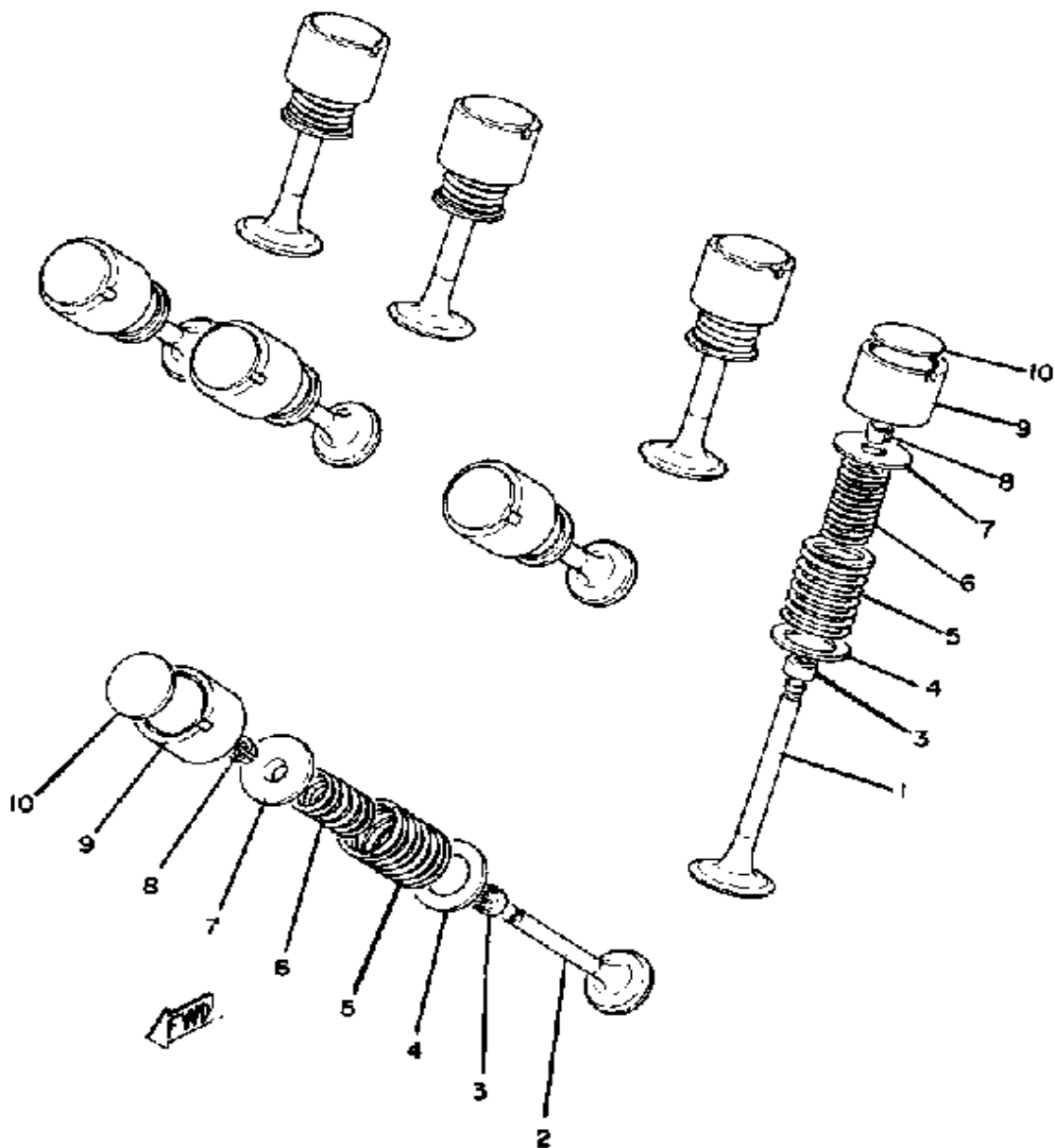
Ref. No.	Part Number	Description	Qty	Remarks
1	2H7-11191-00-00	COVER, CYLINDER.HEAD 1 ..	1	
2	2H7-11193-00-00	GASKET, HD.COVER 1 .....	1	
3	91311-06035-00	BOLT, SOCKET HEAD .....	20	M6-35L
4	(2H7-11110-00-00)	CYLINDER HEAD ASSEMBLY .	1	
5	93603-09004-00	. PIN, DOWEL .....	4	
6	1J7-12173-10-00	. CAP, CAMSHAFT 1 .....	2	
7	1J7-12173-10-00	. CAP, CAMSHAFT 1 .....	8	
8	90116-06228-00	. BOLT, STUD .....	20	M6-44L
9	90201-06431-00	. WASHER, PLATE (90201-06037-00 ) .....	20	
10	95380-06600-00	. NUT .....	20	
11	1J7-11133-10-00	. GDE, INTK VLV 1 O/S .....	4	
12	1J7-11134-10-00	. GDE, EXST VLV 1 O/S .....	4	
13	93210-11313-00	. O-RING .....	8	
14	90116-08161-00	BOLT, STUD .....	2	M8-39L
15	95621-08615-00	BOLT, STUD .....	8	M8-15L
16	90201-10131-00	WASHER, PLATE .....	12	
17	90176-10049-00	NUT, CROWN .....	12	
18	NGK-BP6ES-00-00	NGK BP6ES 4PK (94701-00000-04) .....	4	U.R.
19	1J7-11138-00-00	PLUG .....	2	
20	90465-10129-00	CLAMP .....	1	
21	2H7-11161-00-00	ABSORBER 1 .....	2	
22	2H7-11161-00-00	ABSORBER 1 .....	2	

# CYLINDER



Ref. No.	Part Number	Description	Qty	Remarks
1	(2H7-11310-00-00)	CYLINDER .....	1	
2	99530-14016-00	PIN, DOWEL .....	2	
3	2H7-11181-02-00	GASKET, CYLINDER HEAD 1 .	1	
4	(2H7-11355-00-00)	SEAL, CYLINDER 1 .....	1	N/A - NOTE 1
5	93210-77363-00	O-RING .....	4	
6	2H7-11351-01-00	GASKET, CYLINDER .....	1	
7	90201-084G3-00	WASHER, PLATE .....	2	
8	95333-08600-00	NUT .....	2	

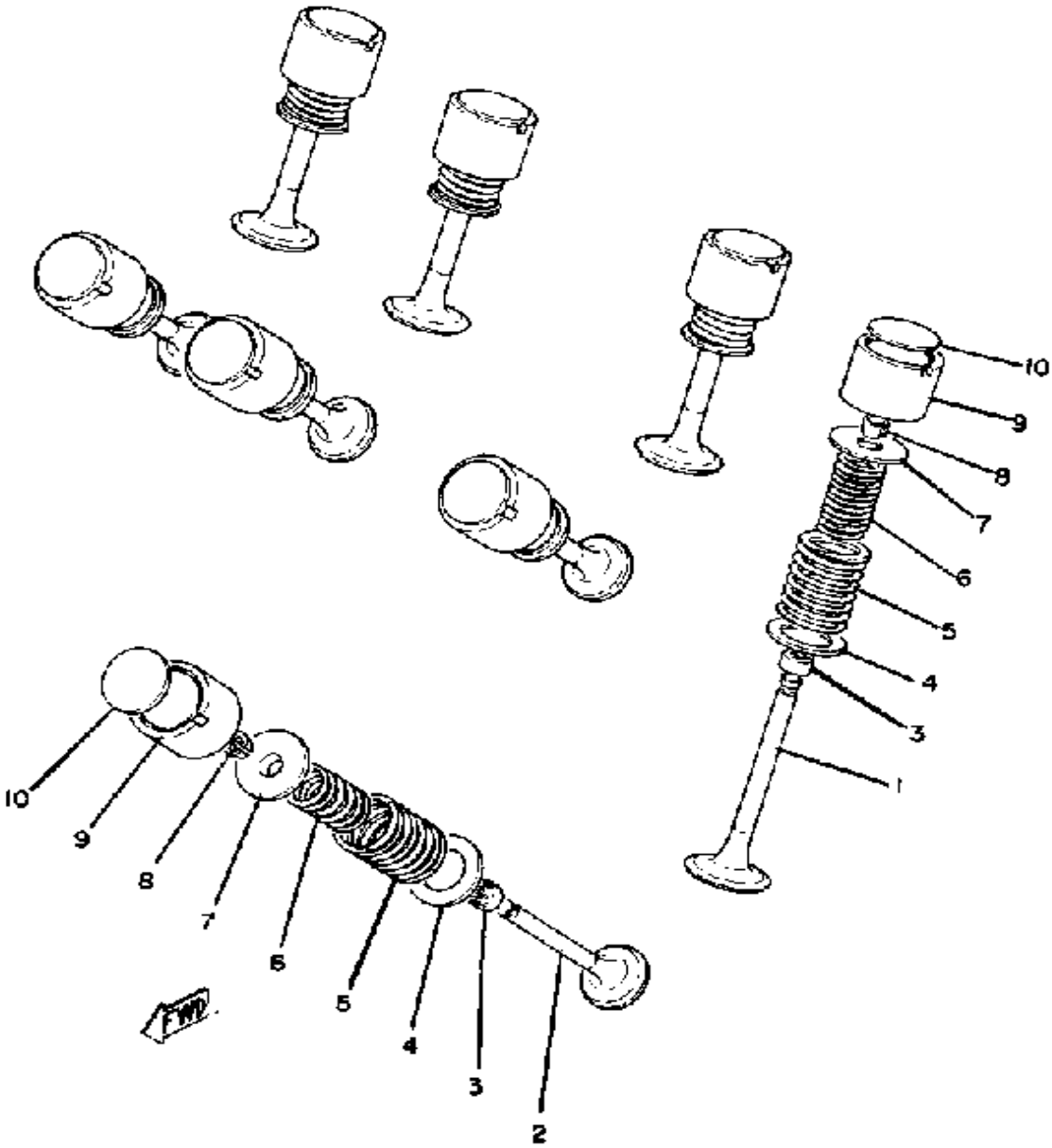
# VALVE



Ref. No.	Part Number	Description	Qty	Remarks
1	1J7-12111-01-00	VALVE, INTAKE 1 .....	4	
2	12R-12121-00-00	VALVE, EXHAUST .....	4	
3	1J7-12119-01-00	SEAL, VALVE STEM .....	8	
4	1J7-12116-00-00	SEAT, VALVE SPRING .....	8	
5	90501-39414-00	SPRING, COMPRESSION .....	8	
6	90501-28415-00	SPRING, COMPRESSION .....	8	
7	2F3-12117-00-00	RETAINER, VALVE SPRING ..	8	
8	1J7-12118-00-00	COTTER, VALVE .....	16	
9	(90890-01225-00)	REMOVER VALVE GUI .....		
	(90890-01227-00)	GUIDE REAMER 7MM .....		
	(90890-01245-00)	VALVE ADJUST TOOL .....		
	(90890-04017-00)	INSTALLER, VALVE GD .....		
	(90890-04019-00)	VALVE SPRG COMP. ....		
	(TLM-90910-43-25)	VALV SEAT CUTR SET .....		
	31A-12153-00-E0	LIFTER, VALVE (4H7-12153-01)	8	
10	(90890-01225-00)	REMOVER VALVE GUI .....		
	(90890-01227-00)	GUIDE REAMER 7MM .....		
	(90890-01245-00)	VALVE ADJUST TOOL .....		
	(90890-04017-00)	INSTALLER, VALVE GD .....		
	(90890-04019-00)	VALVE SPRG COMP. ....		
	(TLM-90910-43-25)	VALV SEAT CUTR SET .....		
	1J7-12169-01-00	PAD, ADJUSTING 2.00 (2.00) ..	8	U.R.
	1J7-12169-11-00	PAD, ADJUSTING 2.05 (2.05) ..	8	U.R.
	1J7-12169-21-00	PAD, ADJUSTING 2.10 (2.10) ..	8	U.R.
	1J7-12169-31-00	PAD, ADJUSTING 2.15 (2.15) ..	8	U.R.
	1J7-12169-41-00	PAD, ADJUSTING 2.20 (2.20) ..	8	U.R.
	1J7-12169-51-00	PAD, ADJUSTING 2.25 (2.25) ..	8	U.R.
	1J7-12169-61-00	PAD, ADJUSTING 2.30 (2.30) ..	8	U.R.
	1J7-12169-71-00	PAD, ADJUSTING 2.35 (2.35) ..	8	U.R.

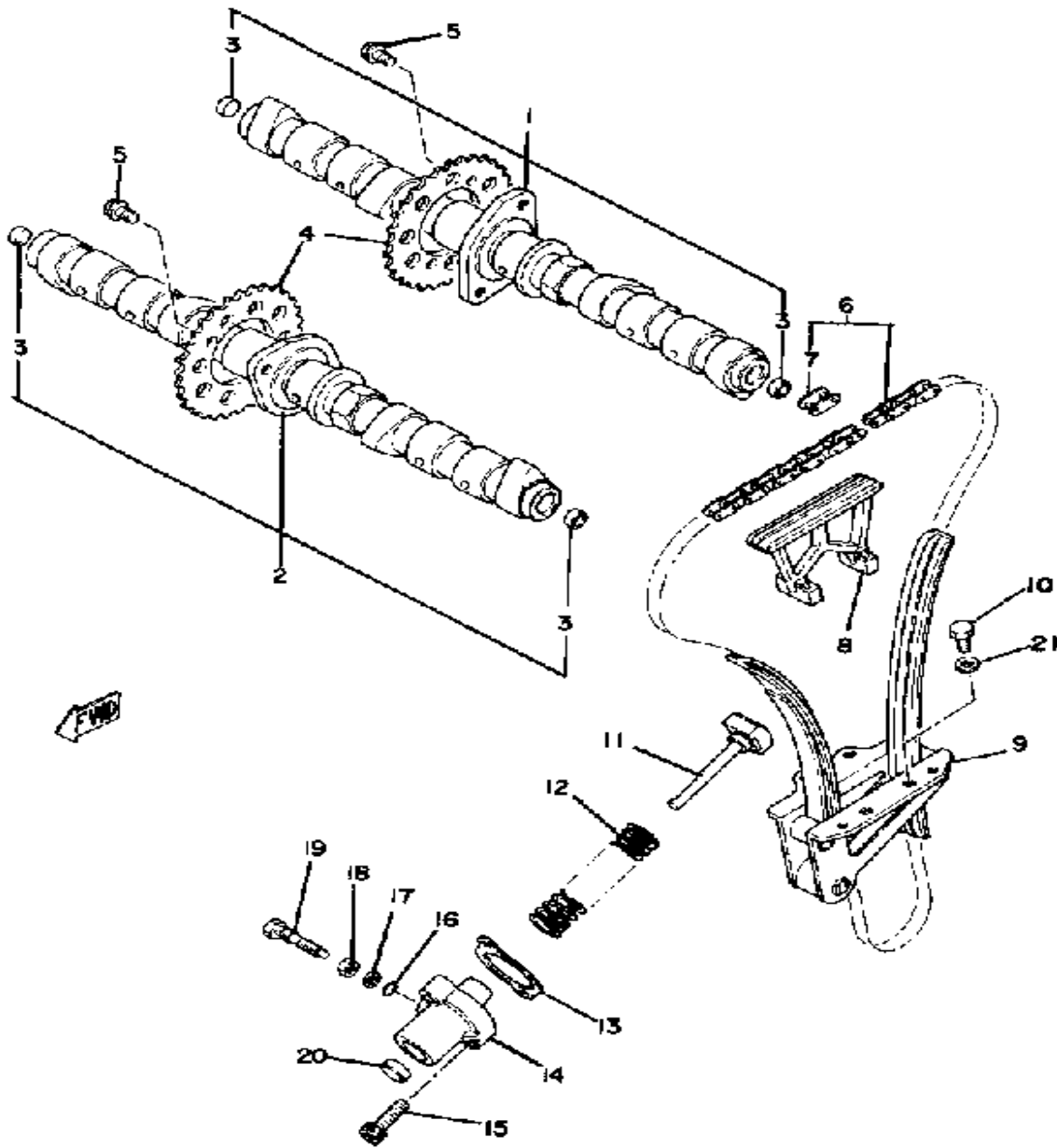
CONTINUED ON NEXT FRAME ►

# VALVE



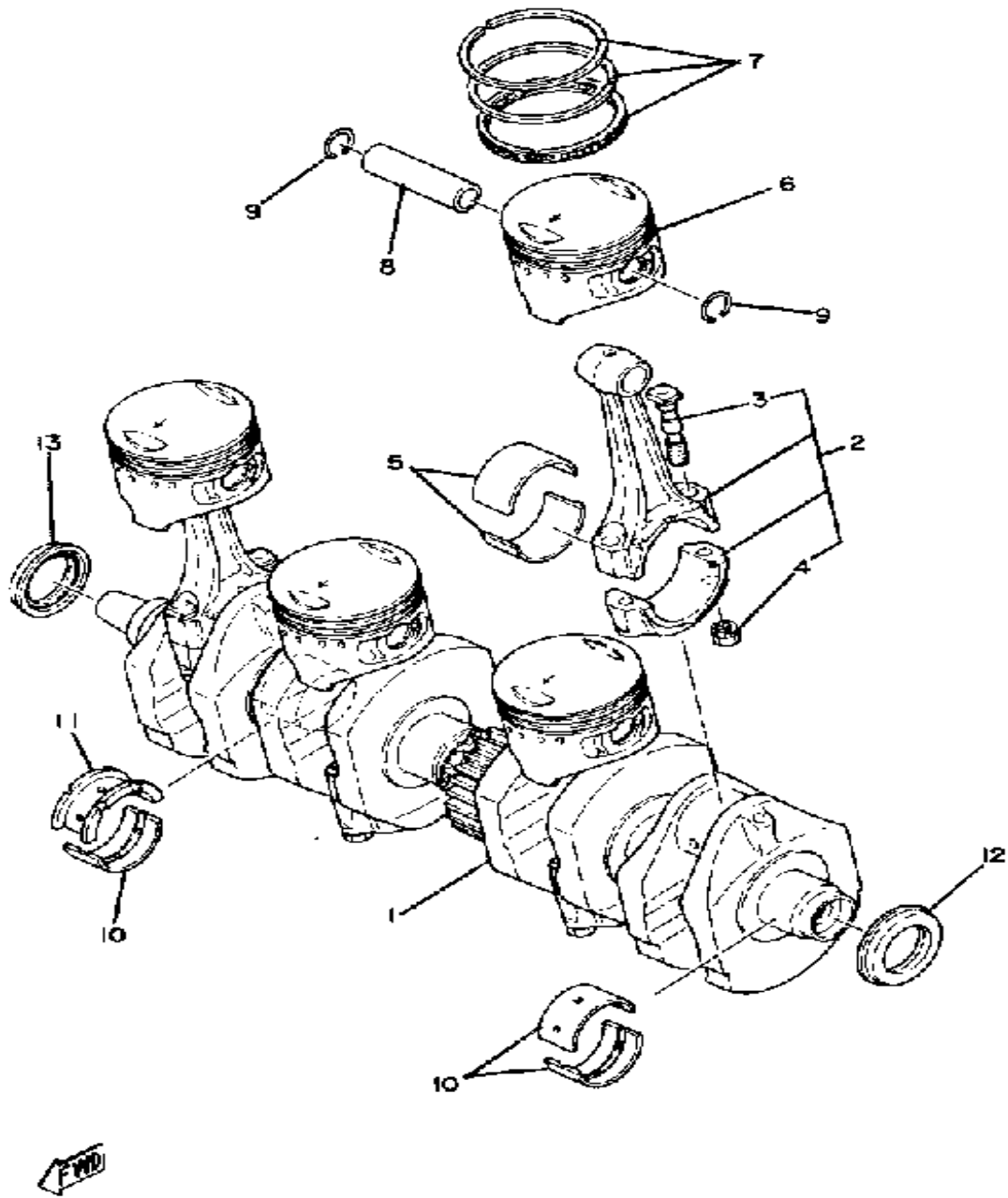
Ref. No.	Part Number	Description	Qty	Remarks
10	1J7-12169-81-00	PAD, ADJUSTING 2.40 (2.40)	.. 8	U.R.
	1J7-12169-91-00	PAD, ADJUSTING 2.45 (2.45)	.. 8	U.R.
	1J7-12169-A1-00	PAD, ADJUSTING 2.50 (2.50)	.. 8	U.R.
	1J7-12169-E1-00	PAD, ADJUSTING 2.55 (2.55)	.. 8	U.R.
	1J7-12169-F1-00	PAD, ADJUSTING 2.60 (2.60)	.. 8	U.R.
	1J7-12169-G1-00	PAD, ADJUSTING 2.65 (2.65)	.. 8	U.R.
	1J7-12169-H1-00	PAD, ADJUSTING 2.70 (2.70)	.. 8	U.R.
	1J7-12169-J1-00	PAD, ADJUSTING 2.75 (2.75)	.. 8	U.R.
	1J7-12169-K1-00	PAD, ADJUSTING 2.80 (2.80)	.. 8	U.R.
	1J7-12169-L1-00	PAD, ADJUSTING 2.85 (2.85)	.. 8	U.R.
	1J7-12169-M1-00	PAD, ADJUSTING 2.90 (2.90)	.. 8	U.R.
	1J7-12169-N1-00	PAD, ADJUSTING 2.95 (2.95)	.. 8	U.R.
	1J7-12169-R1-00	PAD, ADJUSTING 3.00 (3.00)	.. 8	U.R.
	1J7-12169-T1-00	PAD, ADJUSTING 3.05 (3.05)	.. 8	U.R.
	1J7-12169-U1-00	PAD, ADJUSTING 3.10 (3.10)	.. 8	U.R.
	1J7-12169-V1-00	PAD, ADJUSTING 3.15 (3.15)	.. 8	U.R.
	1J7-12169-W1-00	PAD, ADJUSTING 3.20 (3.20)	.. 8	U.R.

# CAMSHAFT-CHAIN TENSIONER



Ref. No.	Part Number	Description	Qty	Remarks
1	3H5-12171-01-00	CAMSHAFT 1 .....	1	
2	3H5-12181-01-00	CAMSHAFT 2 .....	1	
3	(90331-10011-00)	PLUG, TIGHT .....	4	
4	1L9-12176-00-00	SPROCKET, CAM CHAIN .....	2	
5	90105-07087-00	BOLT, WASHER BASED .....	4	M7-11L
6	94500-02128-00	CHAIN .....	1	
7	94600-02001-00	. JOINT, CHAIN (BF05M) .....	1	
8	2H7-12241-00-00	GUIDE, STOPPER 2 .....	1	
9	2H7-12250-04-00	CHAIN DAMPER ASSEMBLY ..	1	
10	97011-06020-00	BOLT .....	4	
11	2H7-12217-01-00	ROD, CHN TENSIONER .....	1	
12	90501-16493-00	SPRING, COMPRESSION .....	1	
13	2H7-12213-00-00	GASKET, TENSNR CASE .....	1	
14	2H9-12212-00-00	CASE, CHAIN TENSNR .....	1	
15	91311-06025-00	BOLT, SOCKET HEAD .....	2	
16	93210-06632-00	O-RING .....	1	
17	92901-06600-00	WASHER .....	1	
18	95303-08700-00	NUT .....	1	
19	90109-08442-00	BOLT .....	1	
20	90338-14004-00	PLUG, SPEC'L SHAPE .....	1	
21	92901-06600-00	WASHER .....	4	

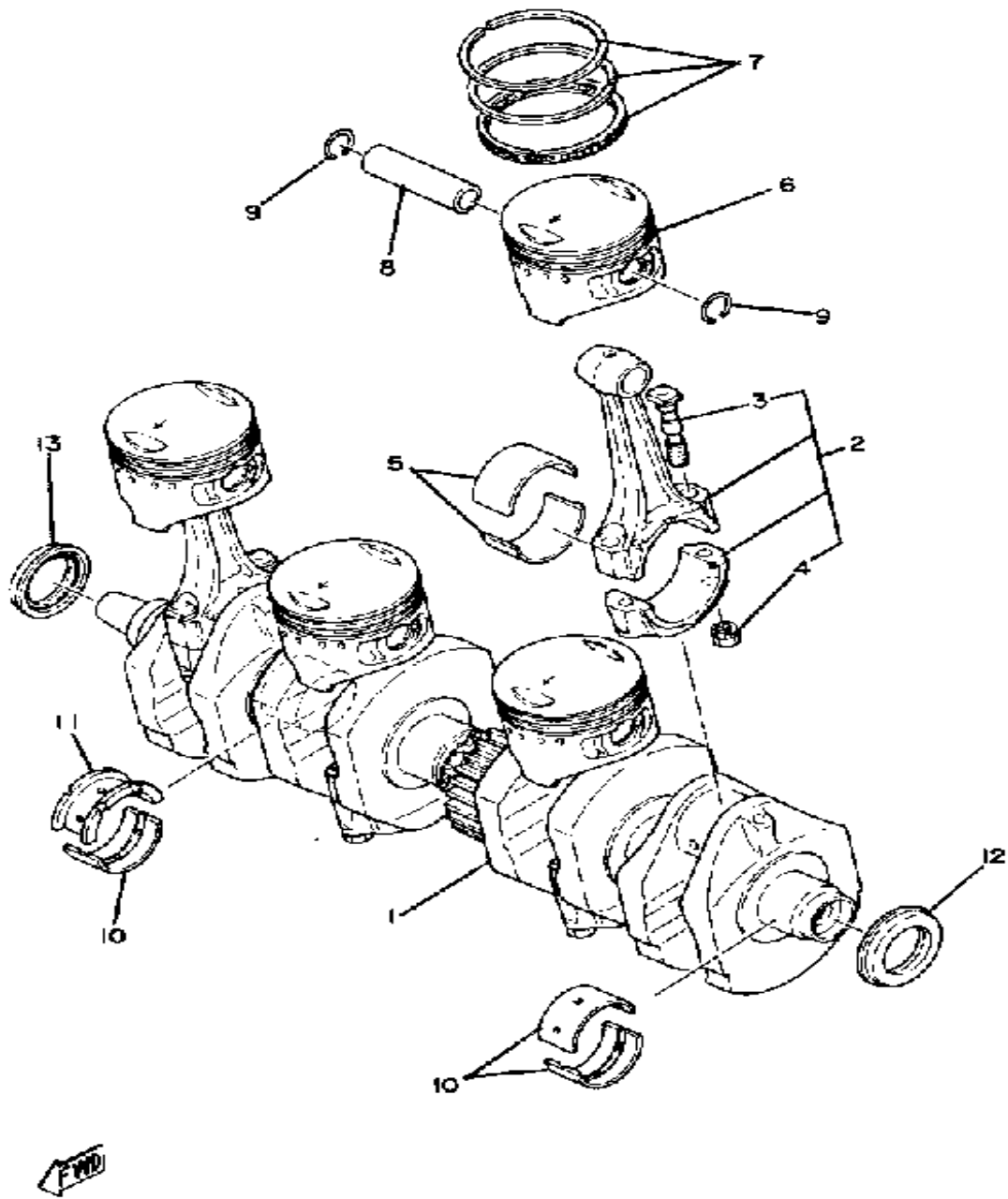
# CRANK-PISTON



Ref. No.	Part Number	Description	Qty	Remarks
1	2H7-11411-02-00	CRANKSHAFT	1	
2	1J7-Y1165-01-00	. CONNECTING ROD ASSEMBLY	4	
3	1J7-11654-00-00	. BOLT, CON ROD	8	
4	90170-09192-00	NUT, HEXAGON	8	
5	2F3-11656-00-00	PLANE BRNG, CON ROD	8	U.R. BLUE
	2F3-11656-10-00	PLANE BRNG, CON ROD	8	U.R. BLUE
	2F3-11656-20-00	PLANE BRNG, CON ROD	8	U.R. BLUE
	2F3-11656-30-00	PLANE BRNG, CON ROD	8	U.R. BLUE
	2F3-11656-40-00	PLANE BRNG, CON ROD	8	U.R. BLUE
6	2H7-11631-04-46	PISTON STD	4	
7	3J2-11610-00-00	PISTON RINGSET STD	4	
	3J2-11610-10-00	PISTON RINGSET 1ST	4	ALTERNATE PARTS
	3J2-11610-20-00	PISTON RINGSET 2ND	4	ALTERNATE PARTS
	3J2-11610-30-00	PISTON RINGSET 3RD	4	ALTERNATE PARTS
	3J2-11610-40-00	PISTON RINGSET 4TH	4	ALTERNATE PARTS
8	2H7-11633-01-00	PIN, PISTON	4	
9	90468-12069-00	CLIP	8	
10	2H7-11416-01-00	PLANE BRNG, CRSF 1CRANKSHAFT 1	9	U.R. BLUE
	2H7-11416-11-00	PLANE BRNG, CRSF 1CRANKSHAFT 1	9	U.R. BLACK
	2H7-11416-21-00	PLANE BRNG, CRSF 1CRANKSHAFT 1	9	U.R. BROWN
	2H7-11416-31-00	PLANE BRNG, CRSF 1CRANKSHAFT 1	9	U.R. GREEN
	2H7-11416-41-00	PLANE BRNG, CRSF 1CRANKSHAFT 1	9	U.R. YELLOW
11	(2H7-11417-41-00)	PLANE BRNG, CRSF 2	9	U.R. YELLOW
	2H7-11417-11-00	PLANE BRNG, CRSF 2	9	U.R. BLACK
	2H7-11417-11-00	PLANE BRNG, CRSF 2	9	U.R. BLUE

CONTINUED ON NEXT FRAME ►

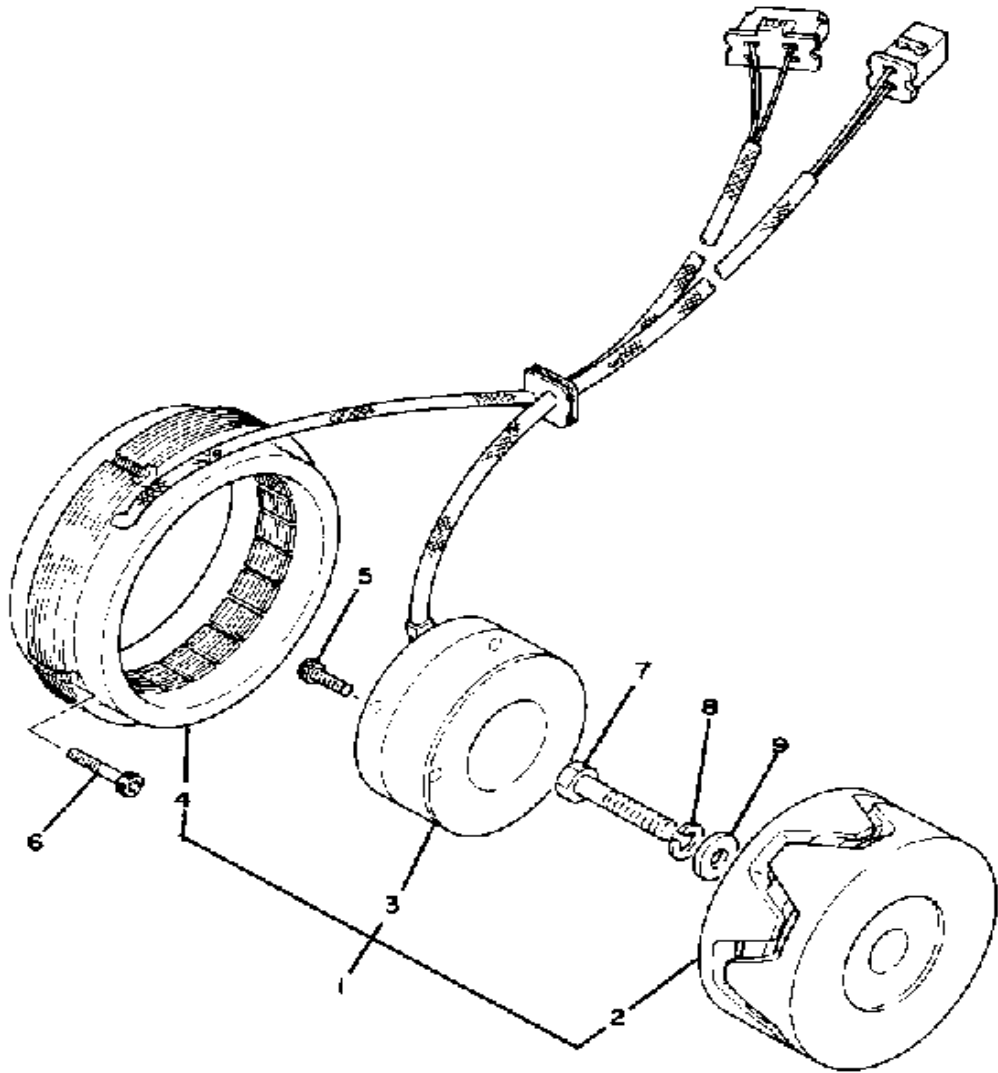
# CRANK-PISTON



Ref. No.	Part Number	Description	Qty	Remarks
11	2H7-11417-31-00	PLANE BRNG, CRSF 2	9	U.R. BROWN
	2H7-11417-31-00	PLANE BRNG, CRSF 2	9	U.R. GREEN
12	93101-32087-00	OIL SEAL, S-TYPE	1	
13	93101-32144-00	OIL SEAL	1	



# A - C - GENERATOR



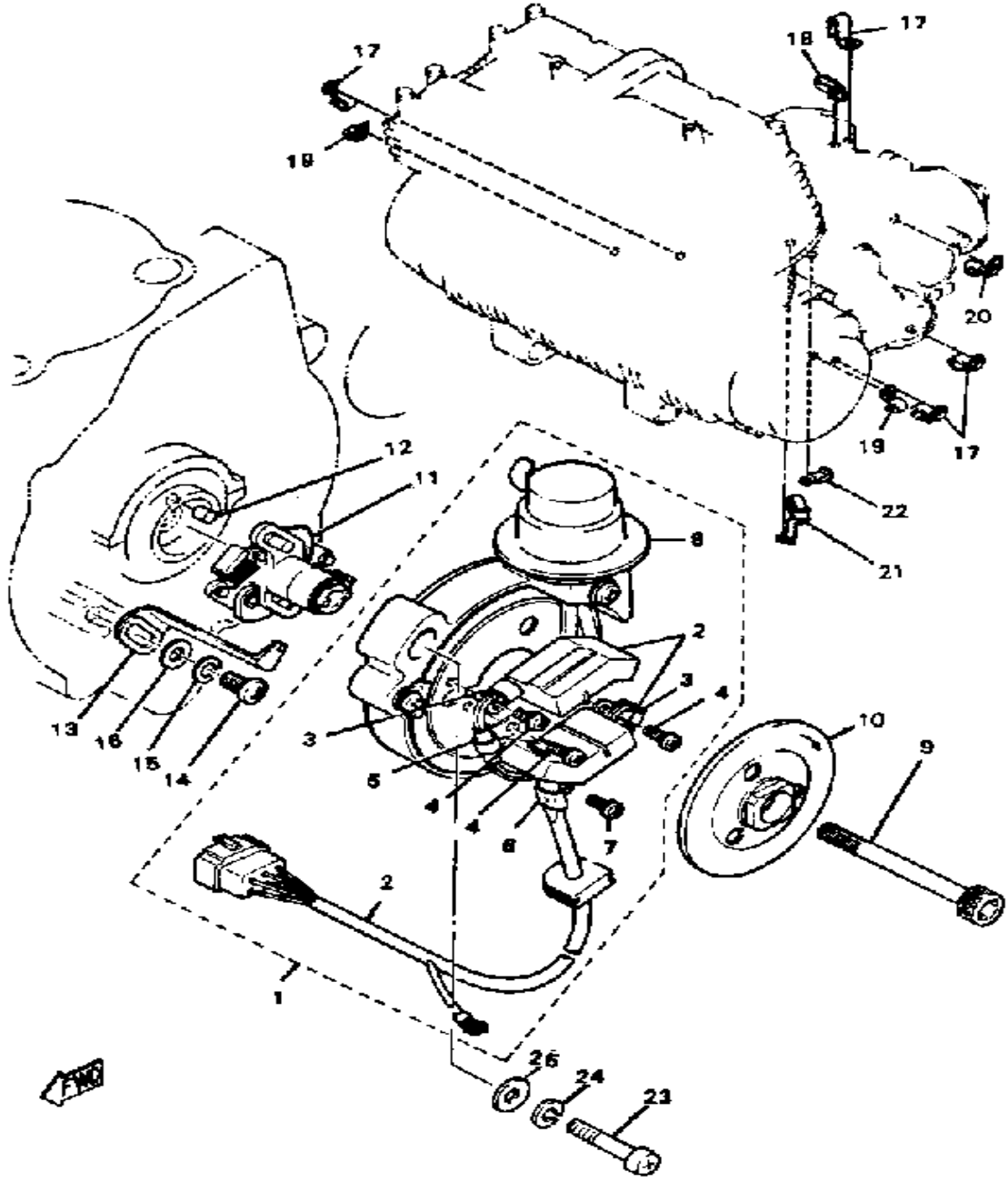
Ref. No.	Part Number	Description	Qty	Remarks
1	2H7-81600-10-00	AC GENERATOR ASSEMBLY	1	
2	(2H7-81650-10-00)	ROTOR ASSEMBLY	1	
3	2H7-81660-10-00	FIELD COIL ASSEMBLY	1	
4	2H7-81610-10-00	STATOR ASSEMBLY	1	
5	91311-06016-00	BOLT, SOCKET HEAD	3	
6	90110-06138-00	BOLT, HEX SKT HEAD	4	
7	90101-10188-00	BOLT	1	
8	92990-10100-00	WASHER, SPRING	1	
9	90201-102J5-00	WASHER, PLATE	1	

**SPECIAL SERVICE TOOLS**

90890-01080-00 ALTERNATOR ROTOR PULLER (MOST 4-STROKES)

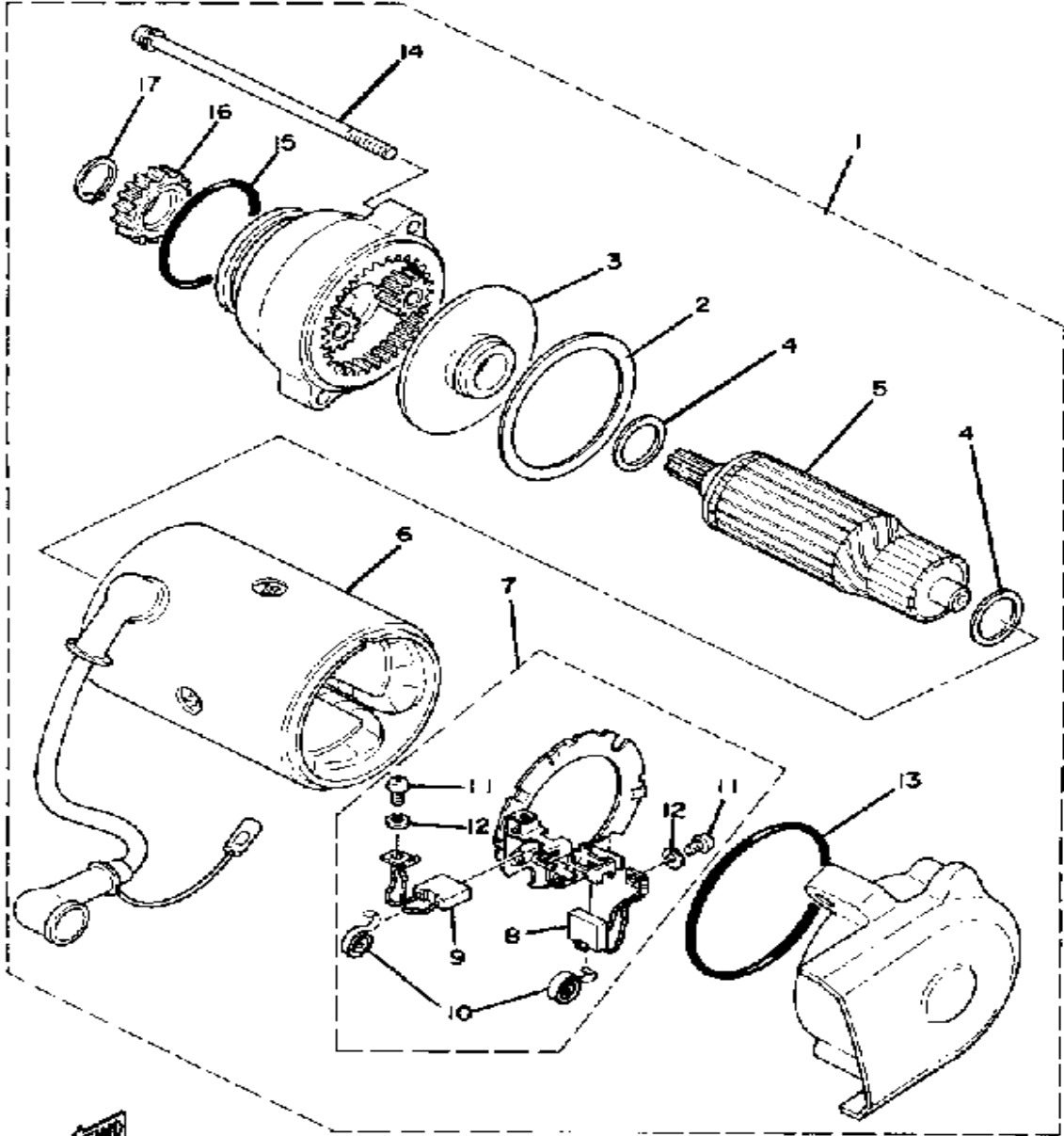


# PICKUP COIL - CLAMP - GOVERNOR



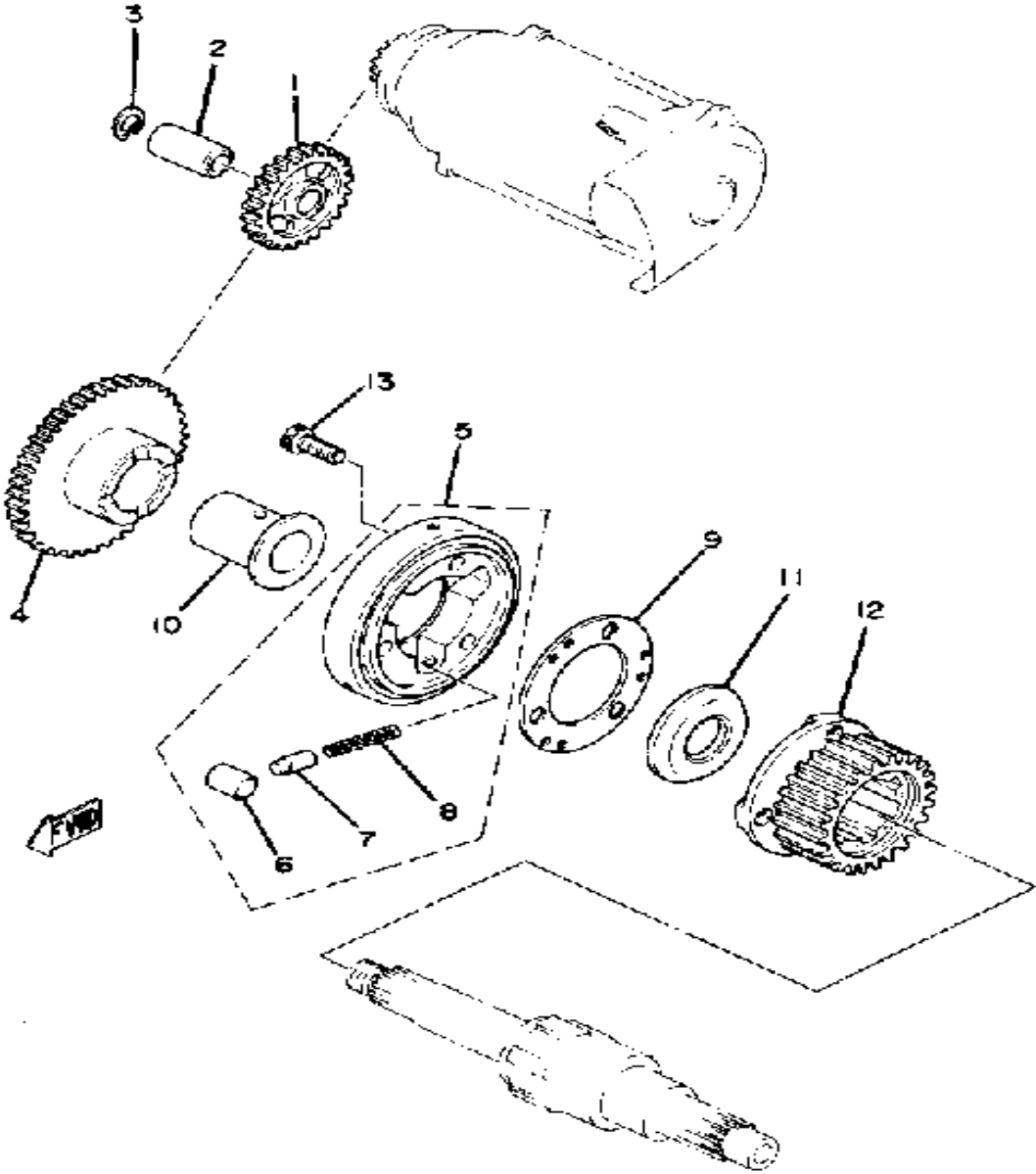
Ref. No.	Part Number	Description	Qty	Remarks
1	2H7-81671-10-00	BASE, PICKUP	1	
2	2H7-81676-10-00	. PULSER COIL ASSEMBLY	1	
3	(2H7-81678-10-00)	CLAMP 2	2	
4	98580-04008-00	. SCREW, PAN HEAD	3	
5	(2H7-81679-10-00)	CLAMP 3	1	
6	(2H7-81677-10-00)	CLAMP 1	1	
7	(2H7-81646-10-00)	SCREW 2	1	
8	(3H5-81683-09-00)	DIAPHRAGM ASSEMBLY	1	
9	91316-08075-00	BOLT, SOCKET HEAD	1	
10	2H7-81672-11-00	PLATE, TIMING 2	1	
11	2H7-81653-11-00	GOVERNOR ASSEMBLY	1	
12	93604-08071-00	PIN, DOWEL	1	
13	2H7-81632-01-00	PLATE, TIMING	1	
14	98580-06012-00	SCREW, PAN HEAD	1	
15	92995-06100-00	WASHER, SPRING	1	
16	92901-06600-00	WASHER	1	
17	90465-06332-00	CLAMP	4	
18	(90465-10123-00)	CLAMP	1	
19	90465-08277-00	CLAMP	2	
20	(90465-10137-00)	CLAMP	1	
21	90465-08135-00	CLAMP	1	
22	(90465-08136-00)	CLAMP	1	
23	98580-06030-00	SCREW PAN HEAD	2	
24	92995-06100-00	WASHER, SPRING	2	
25	90201-06M08-00	WASHER, PLATE	2	

# STARTING MOTOR



Ref. No.	Part Number	Description	Qty	Remarks
1	2H7-81800-60-00	STARTING MOTOR ASSEMBLY	1	
2	371-81844-20-00	. GASKET	1	
3	(371-81845-20-00)	PLATE	1	
4	371-81809-20-00	. WASHER KIT	1	
5	3J2-81850-60-00	. ARMATURE ASSEMBLY	1	
6	2H7-81810-60-00	. STATOR ASSEMBLY	1	
7	371-81840-20-00	. BRUSH HOLDER ASSEMBLY	1	
8	371-81811-20-00	.. BRUSH 1	1	
9	371-81812-20-00	.. BRUSH 2	1	
10	371-81813-20-00	.. SPRING, BRUSH	2	
11	98580-03008-00	.. SCREW, PAN HEAD	2	
12	92990-03100-00	.. WASHER, SPRING (92901-03100)	2	
13	371-81847-20-00	. O-RING	1	
14	371-81826-20-00	. BOLT	2	
15	1J7-81847-60-00	. O-RING	1	
16	1J7-15511-00-00	. GEAR, STARTING MTR	1	
17	99009-12400-00	. CIRCLIP	1	

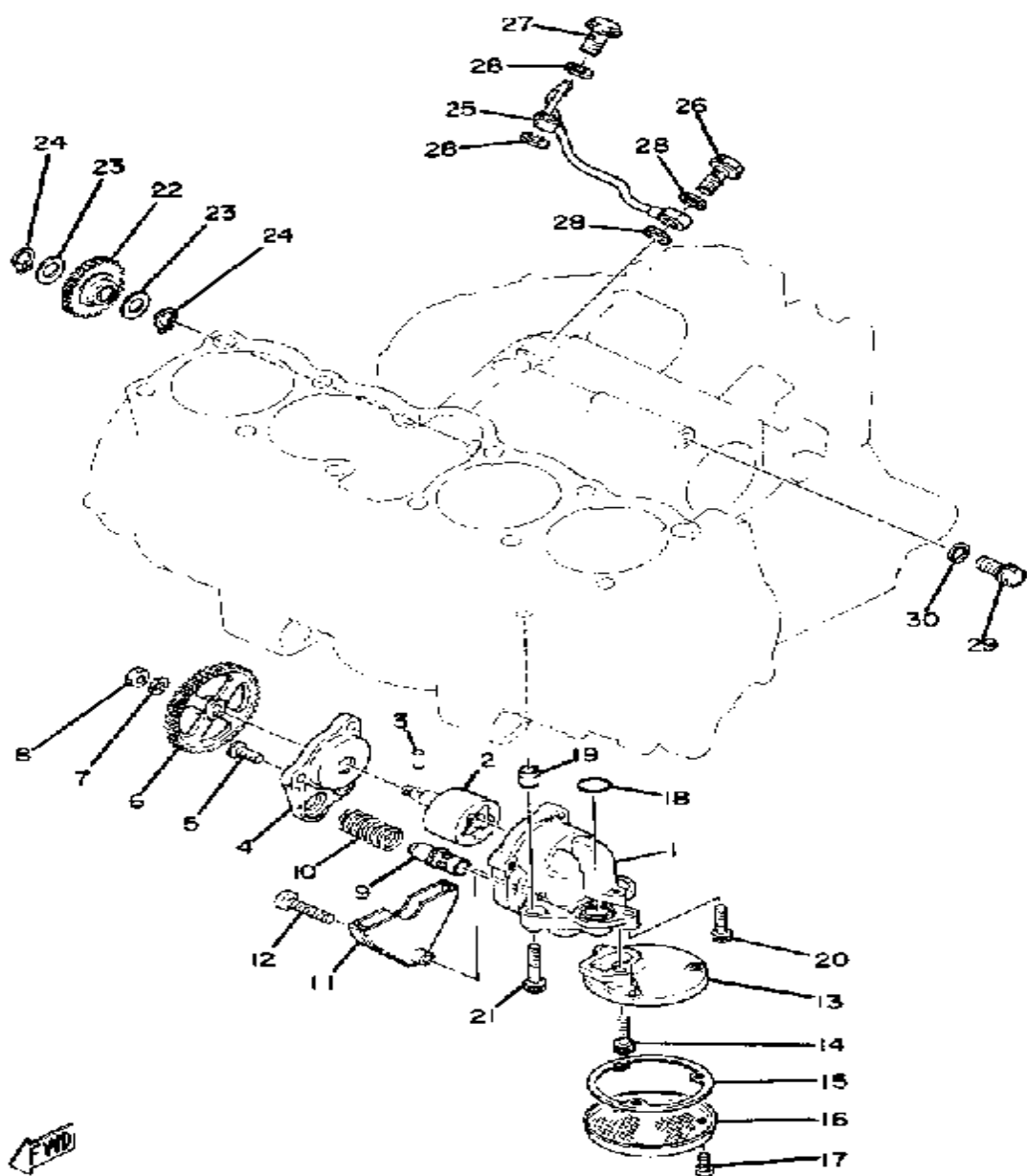
# STARTER CLUTCH



Ref. No.	Part Number	Description	Qty	Remarks
1	2H7-15512-00-00	GEAR, IDLER 1 .....	1	
2	(2H7-15521-00-00)	SHAFT 1 .....	1	
3	99009-17500-00	CIRCLIP .....	1	
4	2H7-15517-00-00	GEAR, IDLER 2 .....	1	
5	2H7-15580-01-00	STR CLUTCH OTR ASSEMBLY	1	
6	93615-17125-00	. PIN, DOWEL .....	3	
7	1J7-15583-01-00	. CAP, STARTER CLUTCH SPRING .....	3	
8	90501-04503-00	. SPRING, COMPRESSIONCOMPRESSION	3	
9	(2H7-15589-00-00)	PLATE, CLUTCH COVER .....	1	
10	90560-25174-00	SPACER .....	1	
11	90209-25169-00	WASHER, SPEC'L SHAP .....	1	
12	2H7-11537-00-00	GEAR, DRIVEN .....	1	
13	91316-08018-00	BOLT, SOCKET HEAD .....	3	

# OIL PUMP

SPECIAL SERVICE TOOLS  
90890-05245-00 TORX WRENCH T-30



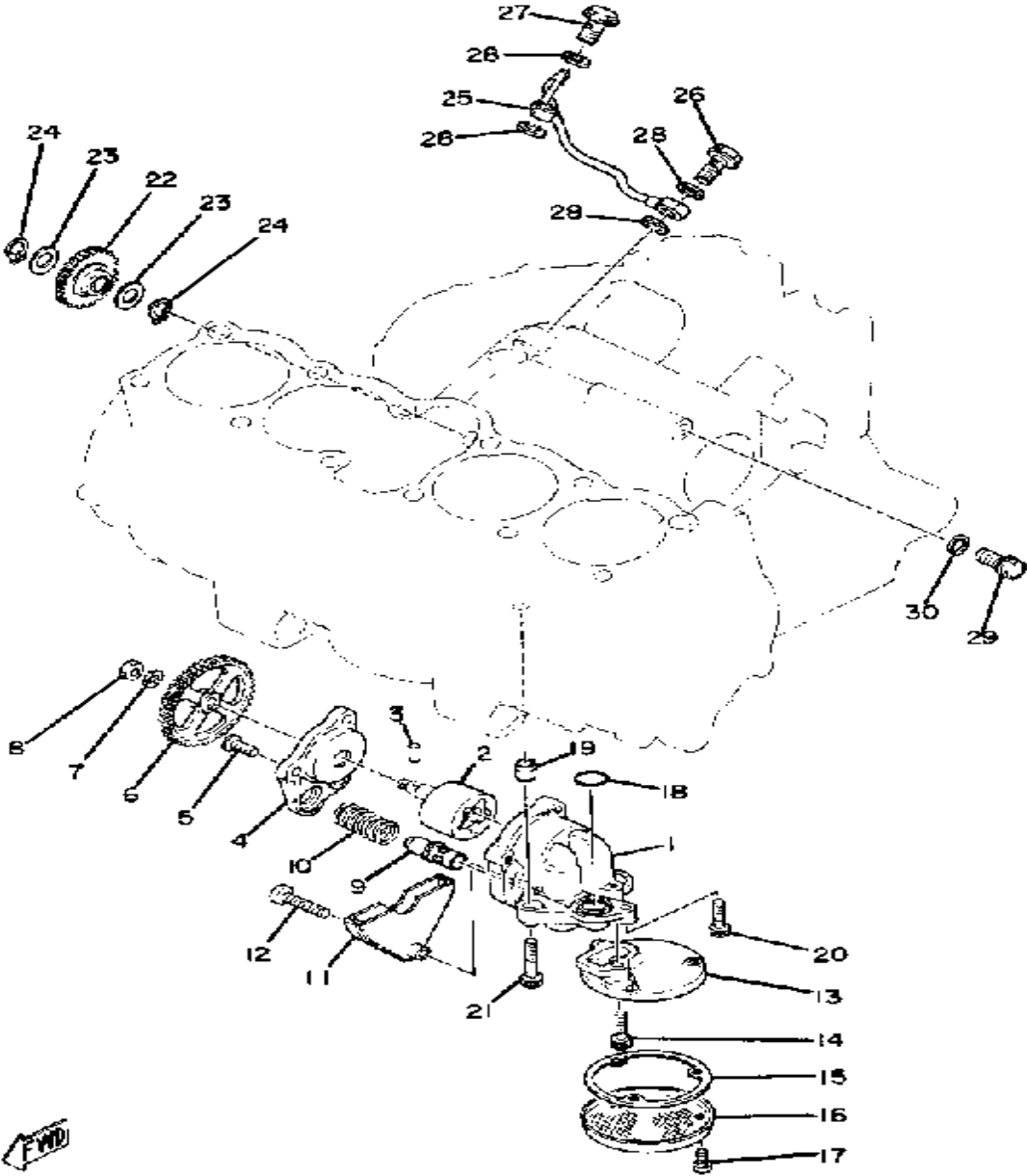
Ref. No.	Part Number	Description	Qty	Remarks
1	2H7-13336-00-00	HOUSING, ROTOR .....	1	
2	2H7-13330-00-00	PUMP SHAFT ASSEMBLY ....	1	
3	93603-12007-00	PIN, DOWEL .....	1	
4	(2H7-13316-00-00)	COVER, PUMP .....	1	
5	90149-06126-00	SCREW, SPEC'L SHAPE ....	3	
6	2H7-13325-00-00	GEAR, PUMP DRIVEN .....	1	
7	92995-06100-00	WASHER, SPRING .....	1	
8	95380-06600-00	NUT .....	1	
9	2H7-13483-00-00	PLUNGER, RELIEF .....	1	
10	90501-18499-00	SPRING, COMPRESSION .....	1	
11	(2H7-13327-00-00)	COVER, PUMP GEAR .....	1	
12	91311-06035-00	BOLT, SOCKET HEAD .....	1	
13	(2H7-13412-00-00)	HOUSING, STRAINER .....	1	
14	91311-06025-00	BOLT, SOCKET HEAD .....	2	
15	1J7-13415-00-00	SEAL, OIL STRAINER .....	1	
16	2F3-13411-00-00	STRAINER, OIL .....	1	
17	98580-05012-00	SCREW, PAN HEAD .....	3	
18	93210-18319-00	O-RING .....	1	
19	99510-10114-00	PIN, DOWEL .....	2	
20	91311-06025-00	BOLT, SOCKET HEAD .....	1	
21	91311-06035-00	BOLT, SOCKET HEAD .....	2	
22	2H7-13341-00-00	GEAR, OIL PUMP IDLE .....	1	
23	90201-12471-00	WASHER, PLATE .....	2	
24	99009-12400-00	CIRCLIP .....	2	
25	2H7-13161-00-00	PIPE, DELIVERY 1 .....	1	
26	90401-10004-00	BOLT, UNION .....	1	
27	90401-10013-00	BOLT, UNION (371-13166-00) ..	1	
28	90430-10171-00	GASKET .....	4	
29	90401-10051-00	BOLT, UNION .....	1	

CONTINUED ON NEXT FRAME ►

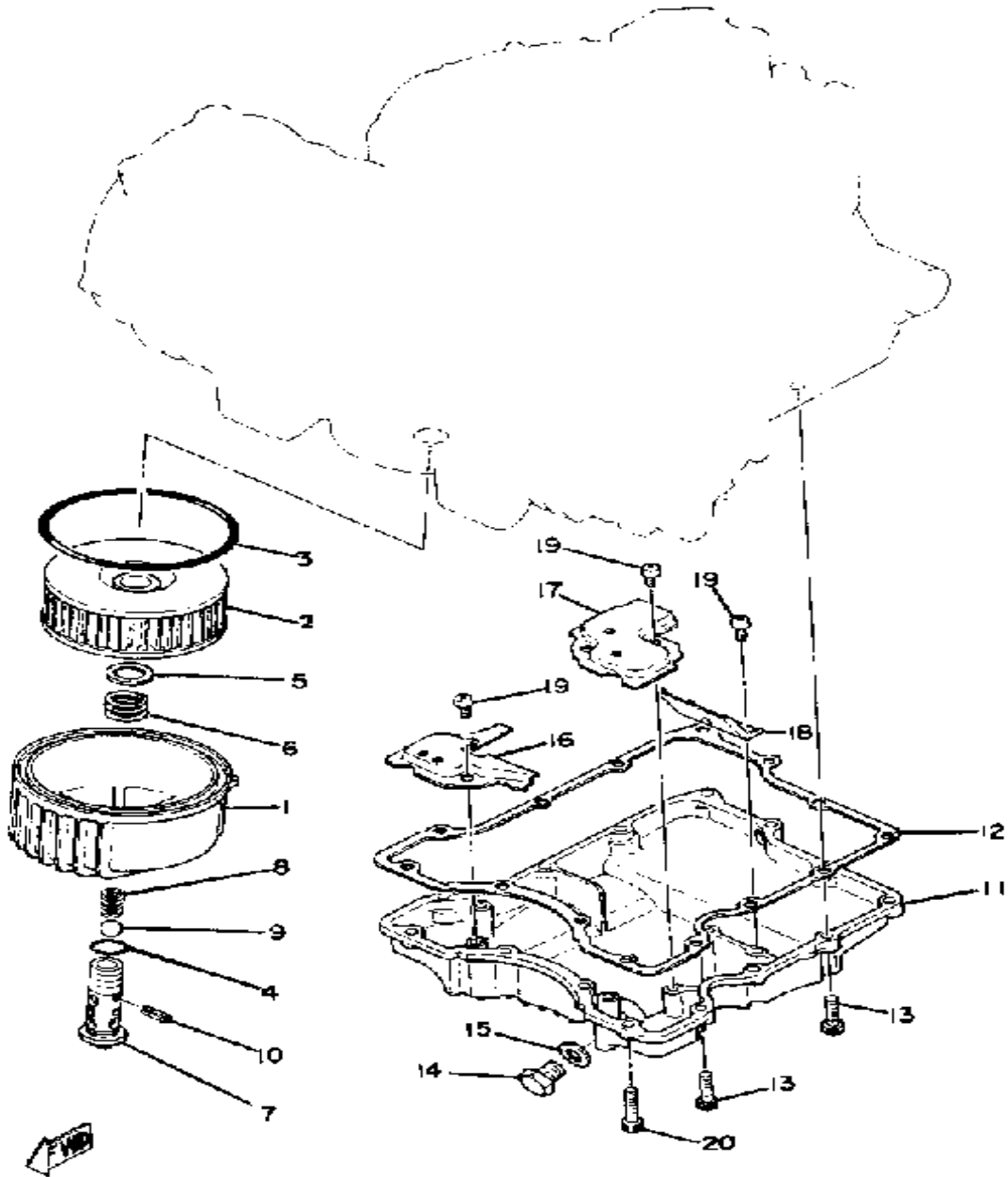
# OIL PUMP

SPECIAL SERVICE TOOLS  
 90890-05245-00 TORX WRENCH T-30

Ref. No.	Part Number	Description	Qty	Remarks
30	90430-10171-00	GASKET .....	1	

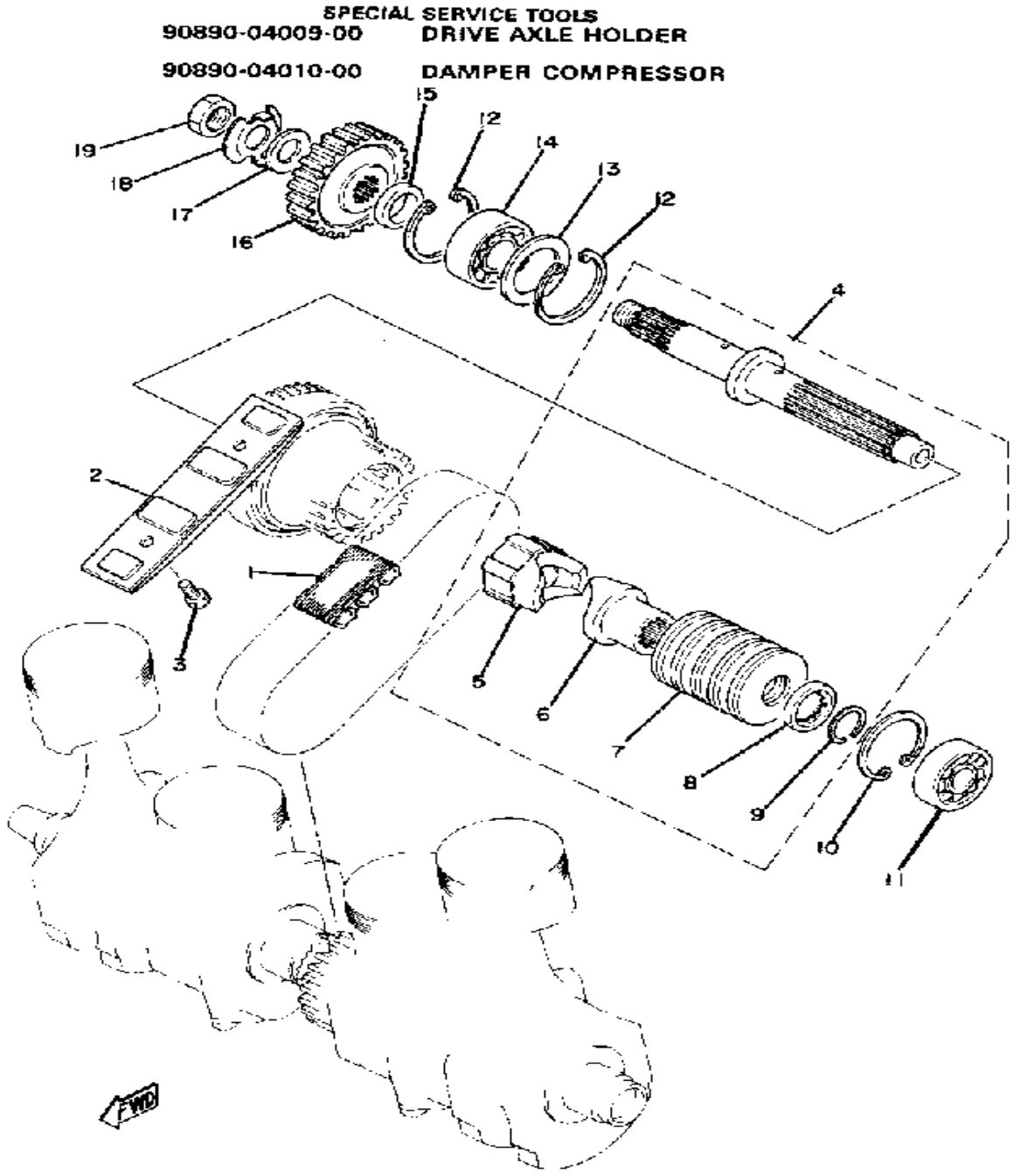


# OIL CLEANER



Ref. No.	Part Number	Description	Qty	Remarks
1	2H7-13447-00-00	COVER, OIL ELEMENT	1	
2	1J7-13441-10-00	ELEMENT, OIL CLEANER	1	
3	93211-19413-00	O-RING	1	
4	93210-16314-00	O-RING	1	
5	90201-21608-00	WASHER, PLATE	1	
6	90501-18433-00	SPRING, COMPRESSION	1	
7	2H7-13340-00-00	BY-PASS VALVE ASSEMBLY	1	
8	90501-12413-00	SPRING, COMPRESSION	1	
9	93501-02018-00	BALL 1 2	1	
10	91609-20018-00	PIN, SPRING	1	
11	2H7-13417-00-00	COVER, STRAINER	1	
12	2H7-13414-00-00	GASKET, STRNR COVER	1	
13	91311-06025-00	BOLT, SOCKET HEAD	10	
14	3VD-13455-00-00	PLUG	1	
15	214-11198-01-00	GASKET	1	
16	(2H7-13317-00-00)	PLATE, BAFFLE	1	
17	(2H7-13337-00-00)	PLATE, BAFFLE LOWER	1	
18	(2H7-13371-00-00)	PLATE	1	
19	98580-06012-00	SCREW, PAN HEAD	6	
20	91311-06035-00	BOLT, SOCKET HEAD	4	

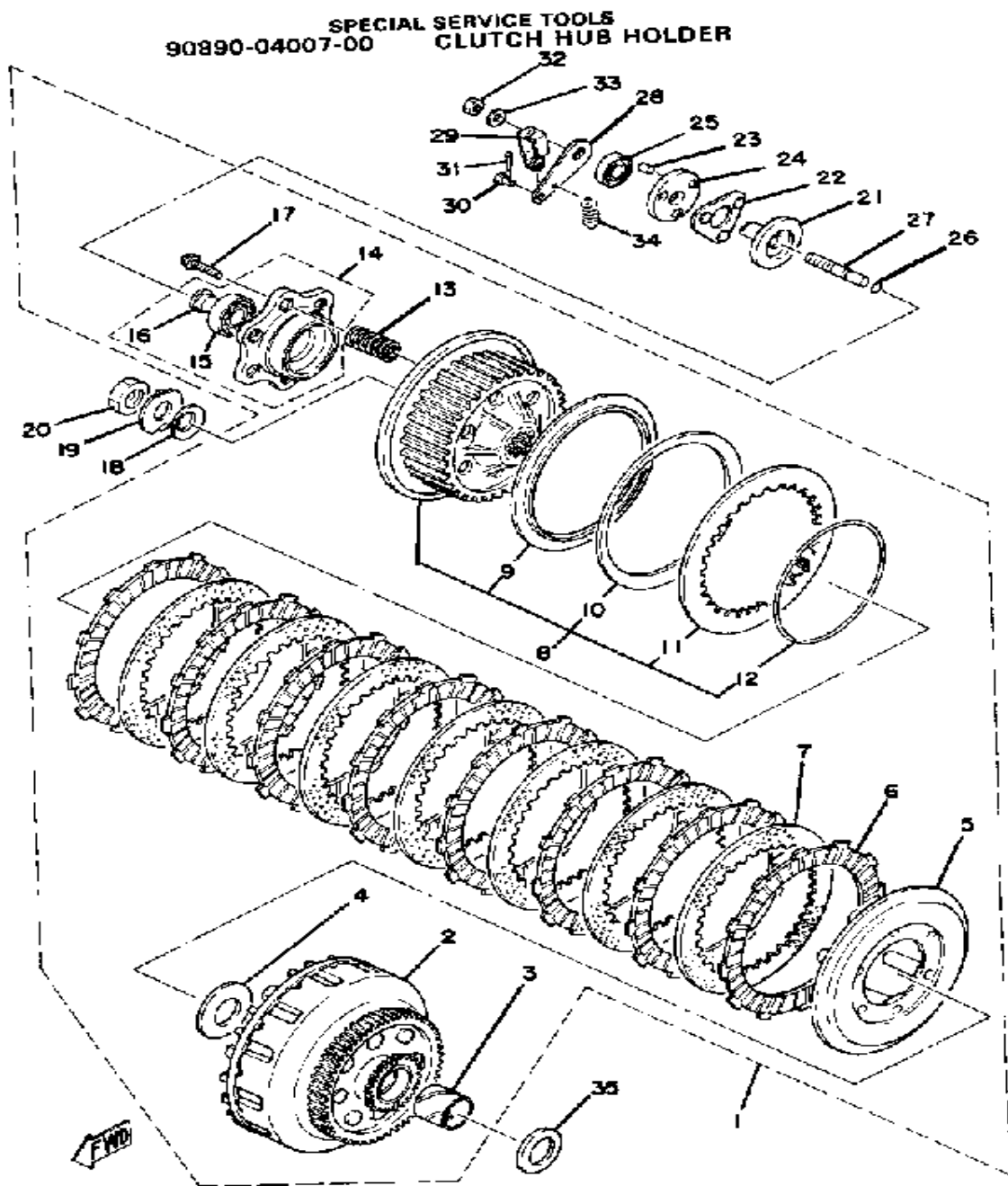
# PRIMARY CHAIN-SHAFT



Ref. No.	Part Number	Description	Qty	Remarks
1	2H7-16139-02-00	CHAIN, PRIMARY	1	
2	2H7-11474-00-00	GUIDE, UPPER	1	
3	97313-06016-00	BOLT, HEXAGON	2	
4	(2H7-16306-00-00)	CLUTCH DAMPER ASSEMBLY	1	
5	2H7-16317-00-00	. CAM, DAMPER 1	1	
6	2H7-16315-00-00	. CAM, DAMPER 2	1	
7	2H7-16318-00-00	. SPRING, DAMPER	1	
8	2H7-11485-00-00	. SPACER	1	
9	93440-25020-00	. CIRCLIP	1	
10	99009-47500-00	CIRCLIP	1	
11	93306-20404-00	BEARING	1	
12	99009-52500-00	CIRCLIP	2	
13	90201-36667-00	WASHER, PLATE	1	
14	93304-20504-00	BEARING	1	
15	(90387-25634-00)	COLLAR	1	
16	2H7-16111-01-00	GEAR, PRI DRIVE	1	
17	90208-18025-00	WASHER, CONICAL SPRING	1	
18	90215-19139-00	WASHER, LOCK	1	
19	90170-18221-00	NUT	1	



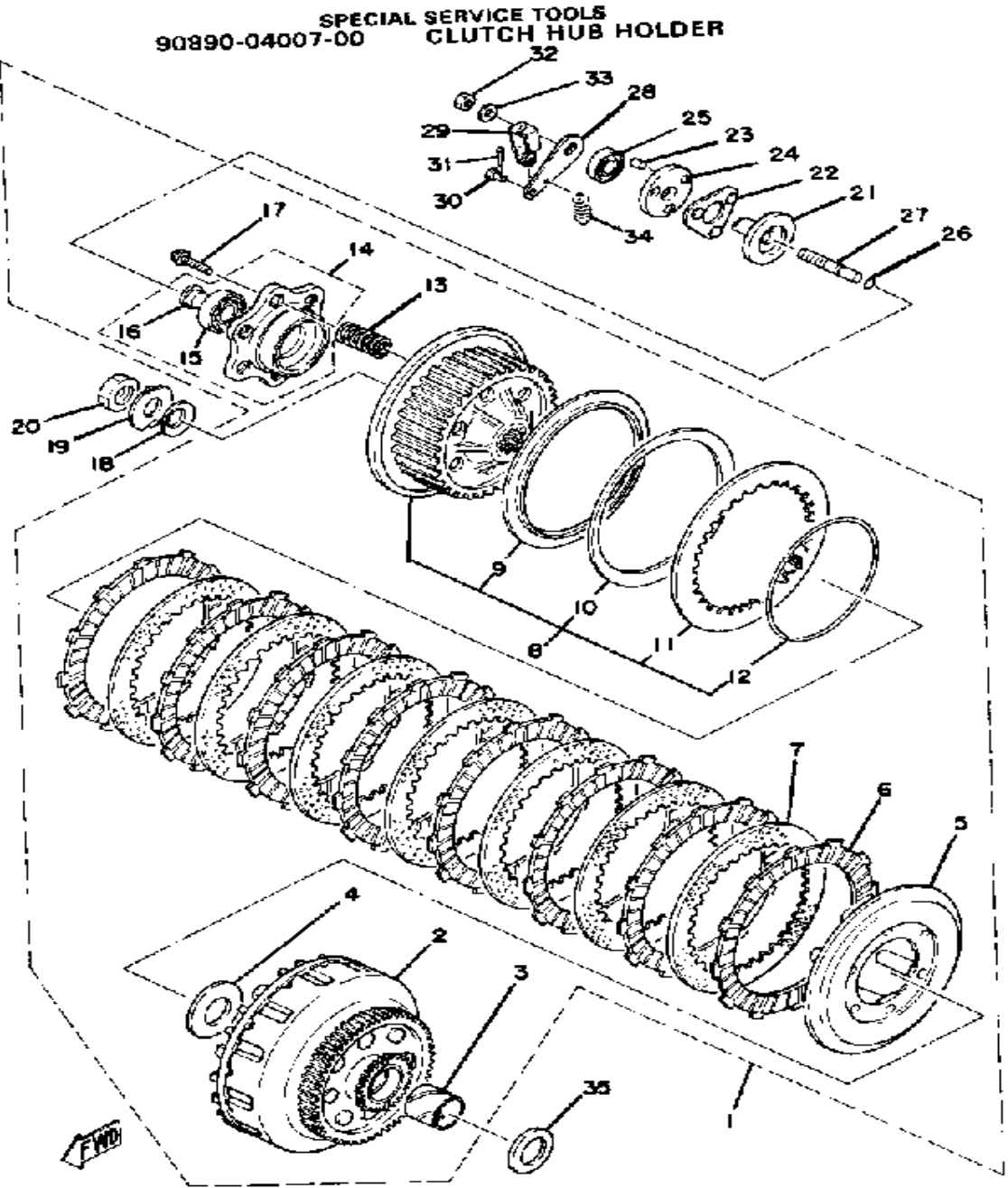
# CLUTCH



Ref. No.	Part Number	Description	Qty	Remarks
1	(2H7-16301-01-00)	CLUTCH ASSEMBLY	1	
2	(2H7-16150-01-10)	PRI DRVN GEAR	1	U.R. TYPE I
	(2H7-16150-01-20)	PRI DRVN GEAR	1	U.R. TYPE II
3	2H7-16181-00-10	. SPACER 1	1	U.R. TYPE I
	2H7-16181-00-20	. SPACER 1	1	U.R. TYPE II
4	170-16164-00-00	. PLATE, THRUST 2	1	
5	2H7-16352-00-00	. PLATE, PRESSURE 2	1	
6	341-16321-13-00	. PLATE, FRICTION	8	
7	2H7-16325-00-00	. PLATE, CLUTCH 2	7	
8	2H7-16370-00-00	. CLUTCH BOSS ASSEMBLY	1	
9	2H7-16384-00-00	.. PLATE, SEAT	1	
10	2H7-16383-00-00	.. SPRING, CLUTCH BOSS	1	
11	2H7-16324-00-00	.. PLATE, CLUTCH 1	1	
12	2H7-16385-00-00	.. RING, CLUTCH BOSS	1	
13	90501-23142-00	. SPRING, COMPRESSION	6	
14	2H7-W1635-00-00	. PRESS PLATE CMPL 1	1	
15	93306-00315-00	.. BEARING (6003SH2C4)	1	
16	2H7-16386-00-00	.. PIECE, CLUTCH PUSH	1	
17	95811-06025-00	. BOLT, FLANGE	6	
18	90208-18025-00	WASHER, CONICAL SPRING	1	
19	90215-19139-00	WASHER, LOCK	1	
20	90170-18221-00	NUT	1	
21	2H7-16341-00-00	SCREW, PUSH	1	
22	2H7-16395-01-00	RETAINER, BALL	1	
23	93606-07082-00	PIN, DOWEL	1	
24	2H7-16396-00-00	HOUSING, PUSH SCREW	1	
25	93104-14059-00	OIL SEAL, SO-TYPE	1	
26	93210-48364-00	O-RING	1	
27	2H7-16343-00-00	SCREW, ADJUSTING	1	

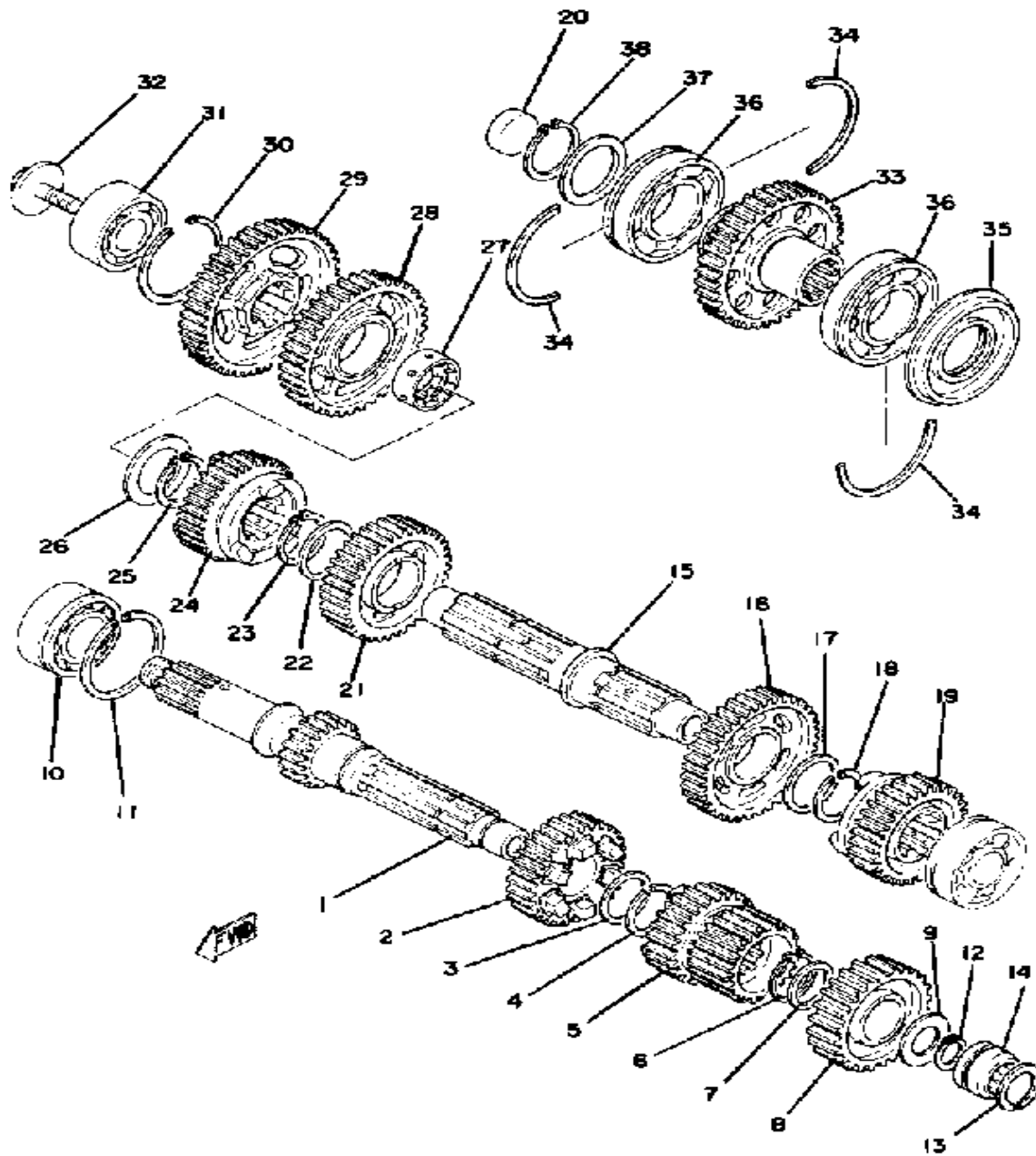
CONTINUED ON NEXT FRAME ►

# CLUTCH



Ref. No.	Part Number	Description	Qty	Remarks
28	2H7-16342-00-00	LEVER, PUSH	1	
29	214-16389-00-00	JOINT	1	
30	90240-06005-00	PIN, CLEVIS	1	
31	91401-10015-00	PIN, COTTER	1	
32	95303-08700-00	NUT	1	
33	92990-08200-00	WASHER, PLAIN	1	
34	90506-10069-00	SPRING, TENSION	1	
35	360-16154-00-00	PLATE, THRUST 1	1	

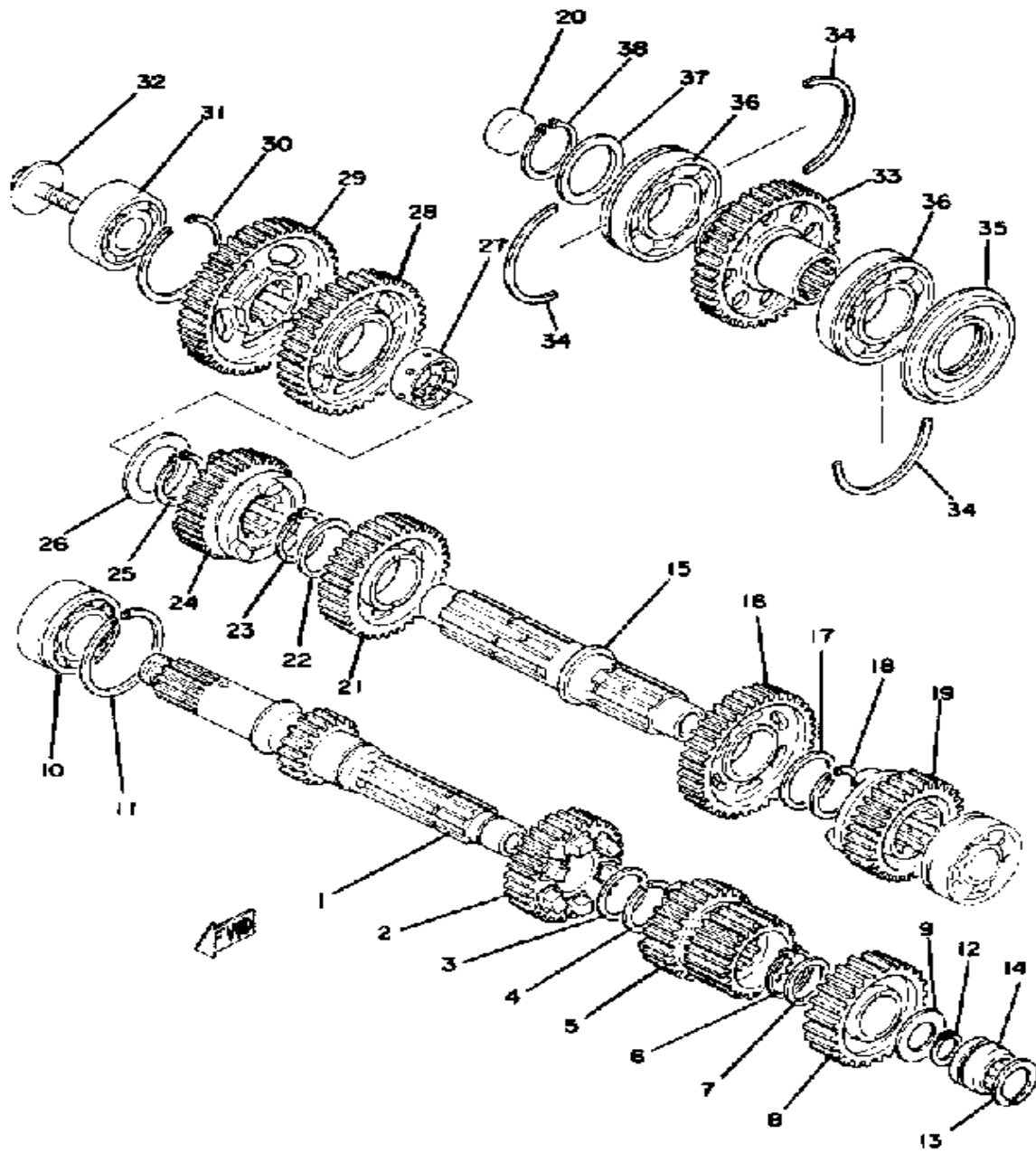
# TRANSMISSION



Ref. No.	Part Number	Description	Qty	Remarks
1	4H3-15431-00-00	COVER, CRANKCASE 3 (2H7-17411-00)	1	
2	2H7-17141-01-00	GEAR, 4TH PINION	1	
3	4A0-17116-00-10	SHIM (1.0T)	1	
4	93440-28062-00	CIRCLIP	1	
5	2H7-17121-00-00	GEAR, 2ND PINION	1	
6	93410-25017-00	CIRCLIP	1	
7	90201-253K0-00	WASHER, PLATE (T=1.0)	1	
8	2H7-17151-00-00	GEAR, 5TH PINION	1	
9	90201-20792-00	WASHER, PLATE	1	
10	93305-20506-00	BEARING	1	
11	93440-52014-00	CIRCLIP	1	
12	99009-20400-00	CIRCLIP	1	
13	93440-32063-00	CIRCLIP	1	
14	93311-52031-00	BEARING, CYLINDER.# 1	1	
15	2H7-17421-01-00	AXLE, DRIVE	1	
16	2H7-17221-01-00	GEAR, 2ND WHEEL	1	
17	90201-30398-00	WASHER, PLATE	1	
18	93440-30015-00	CIRCLIP, OUTER	1	
19	2H7-17251-00-00	GEAR, 5TH WHEEL	1	
20	90331-27013-00	PLUG, TIGHT	1	
21	2H7-17231-01-00	GEAR, 3RD WHEEL	1	
22	90201-30398-00	WASHER, PLATE	1	
23	99009-30400-00	CIRCLIP	1	
24	2H7-17241-00-00	GEAR, 4TH WHEEL	1	
25	99009-30400-00	CIRCLIP	1	
26	90201-30666-00	WASHER, PLATE	1	
27	2H7-17258-00-00	COLLAR 1	1	
28	2H7-17211-00-00	GEAR, 1ST WHEEL	1	

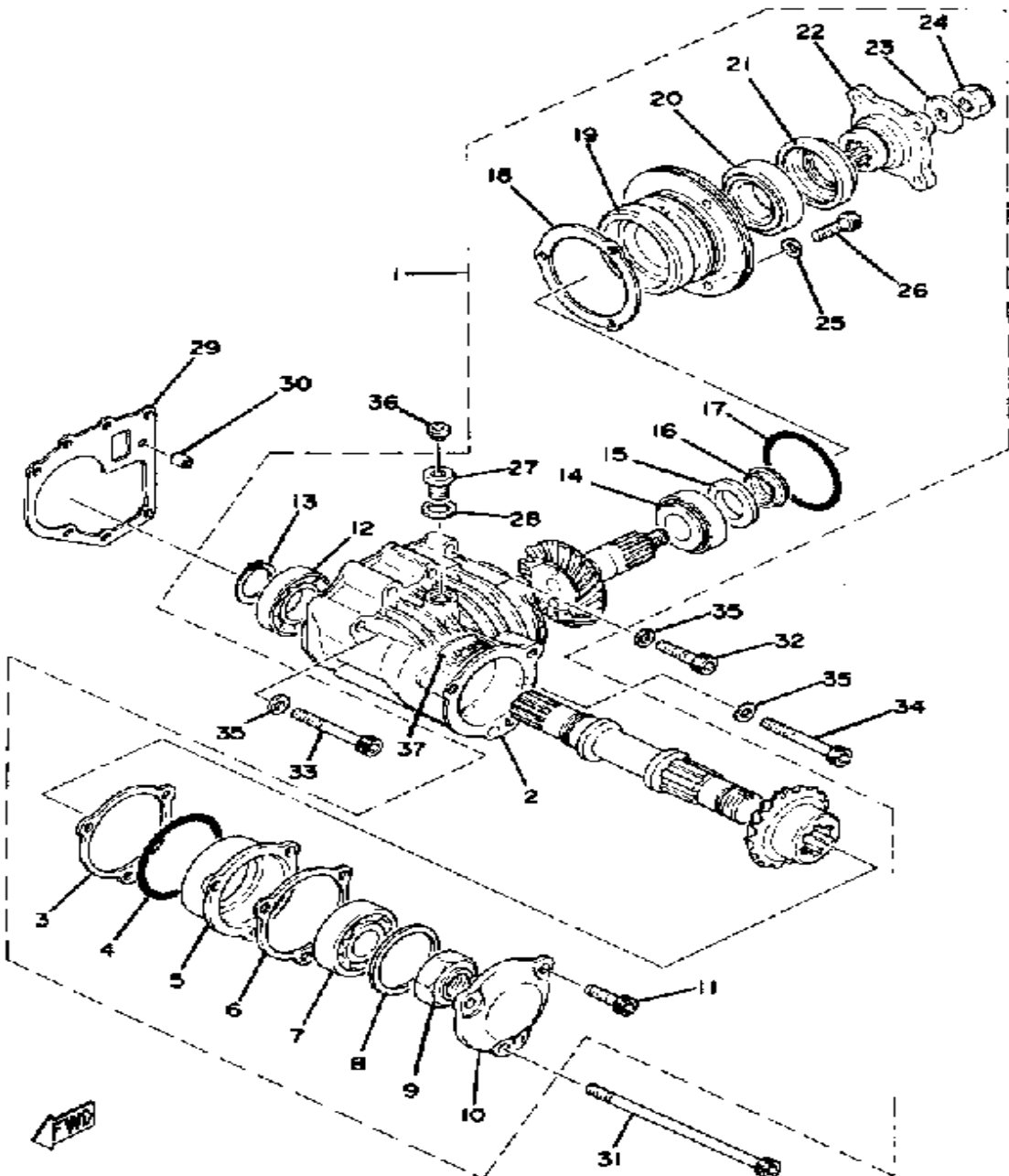
CONTINUED ON NEXT FRAME ►

# TRANSMISSION



Ref. No.	Part Number	Description	Qty	Remarks
29	2H7-17582-00-00	GEAR, MIDDLE DRIVE	1	
30	93450-52010-00	CIRCLIP	1	
31	93304-20504-00	BEARING	1	
32	90105-10085-00	BOLT, WASHER BASED	1	M10-25L
33	(2H7-17583-00-00)	GEAR, MIDDLE DRIVEN	1	
34	93440-72049-00	CIRCLIP	3	
35	93103-35105-00	OIL SEAL, SW-TYPE	1	
36	93306-20705-00	BEARING (B6207N)	2	
37	90201-35668-00	WASHER, PLATE	1	
38	93410-35027-00	CIRCLIP, S-TYPE (S-35)	1	

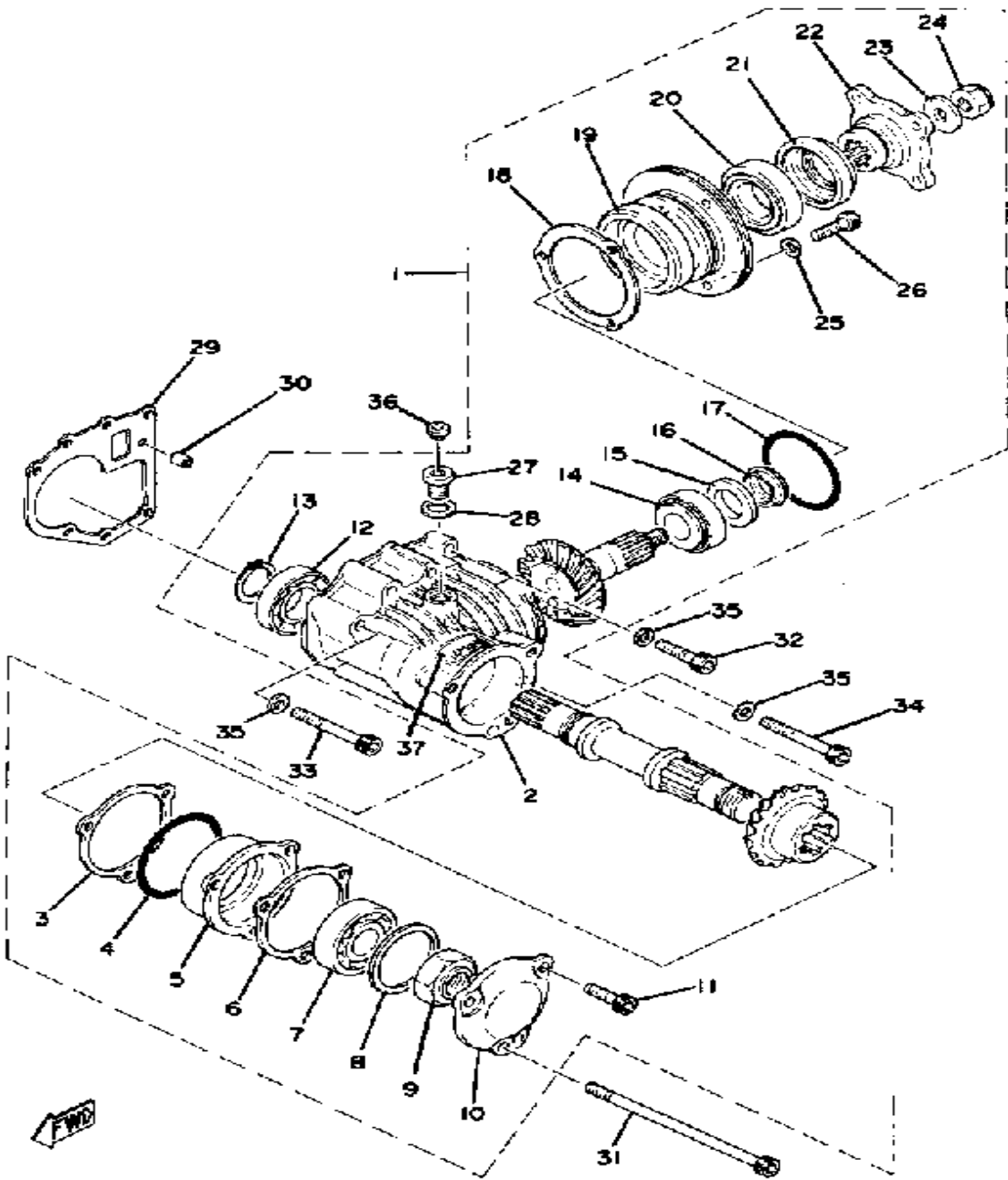
# MIDDLE DRIVE GEAR



Ref. No.	Part Number	Description	Qty	Remarks
1	2H7-17501-N0-00	MIDDLE GR CASE ASSEMBLY	1	
2	(2H7-17511-00-00)	HOUSING, MIDDLE GR	1	
3	1J7-17531-Y0-15	. SHIM, PINION	2	U.R.
4	93210-68347-00	. O-RING	1	
5	2H7-17521-00-00	. HOUSING, BEARING	1	
6	1J7-17519-Y0-00	. GASKET, HOUSING CAP	1	
7	93306-30533-00	. BEARING (B6305RB1 SPECIAL)	1	
8	1J7-17537-Y0-30	. SHIM, THRUST (0.30T)	1	U.R.
	1J7-17537-Y0-40	. SHIM, THRUST (0.40T)	1	U.R.
	1J7-17537-Y0-50	. SHIM, THRUST (0.50T)	1	U.R.
9	90179-24230-00	. NUT, SPEC'L SHAPE	1	
10	(2H7-17538-00-00)	CAP, HOUSING	1	
11	91311-08030-00	. BOLT	3	
12	93306-00612-00	. BEARING	1	
13	99009-30400-00	. CIRCLIP	1	
14	93332-00024-00	. BEARING	1	
15	90201-25634-00	. WASHER, PLATE	1	
16	2H7-17571-01-00	. SPACER, EXPANSION	1	
17	93210-71360-00	. O-RING	1	
18	2H7-17531-00-15	. SHIM, PINION	1	U.R.
19	(2H7-17551-00-00)	HOUSING, BEARING	1	
20	93332-00028-00	. BEARING	1	
21	93101-35085-00	. OIL SEAL	1	
22	1J7-17555-Y0-00	. FLANGE, MIDDLE GEAR	1	
23	90201-14633-00	. WASHER, PLATE	1	
24	90185-14070-00	. NUT, SELF-LOCKING	1	
25	90201-08075-00	. UNAVAILABLE IN PRICE BOOK	3	

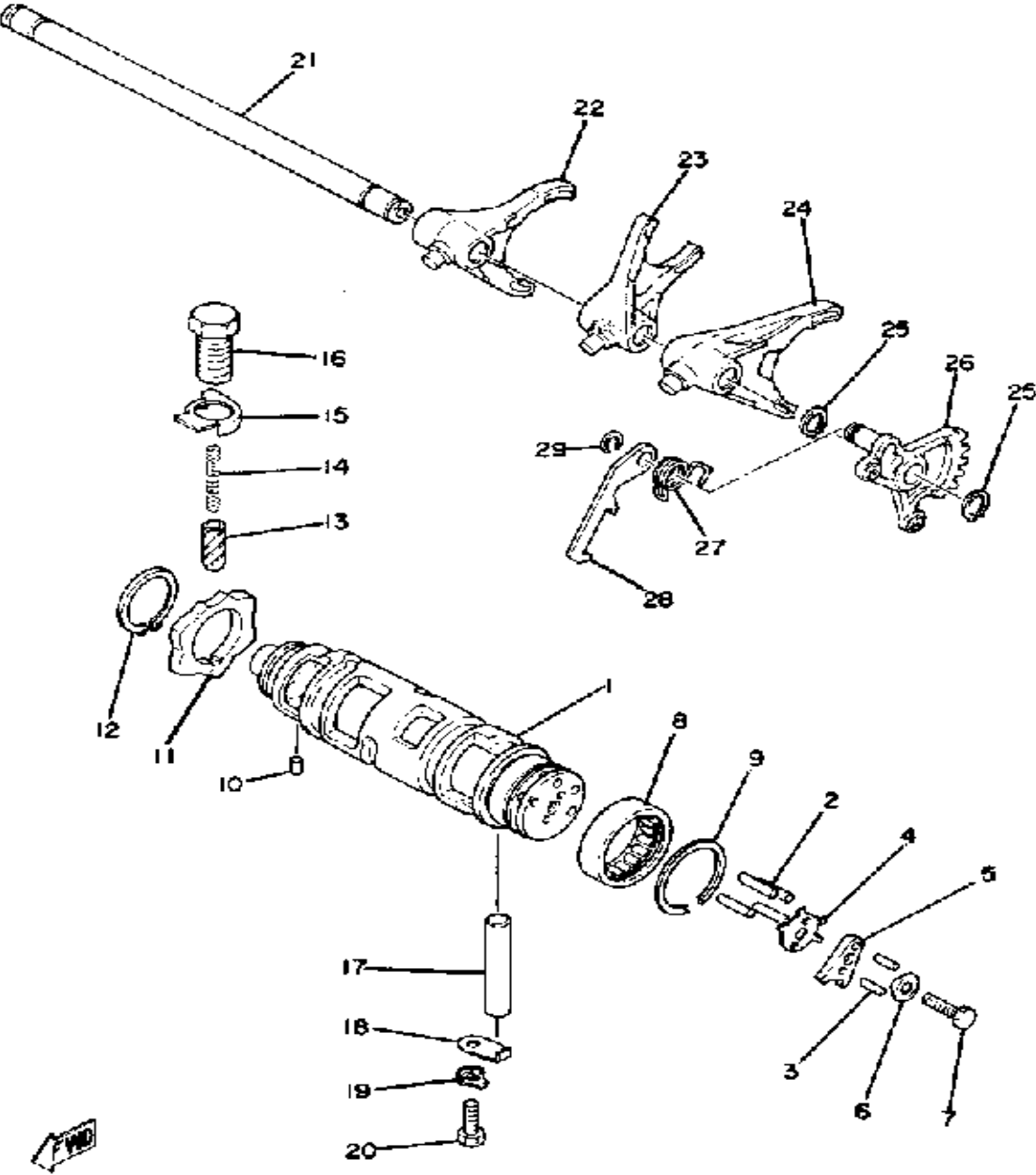
CONTINUED ON NEXT FRAME ►

# MIDDLE DRIVE GEAR



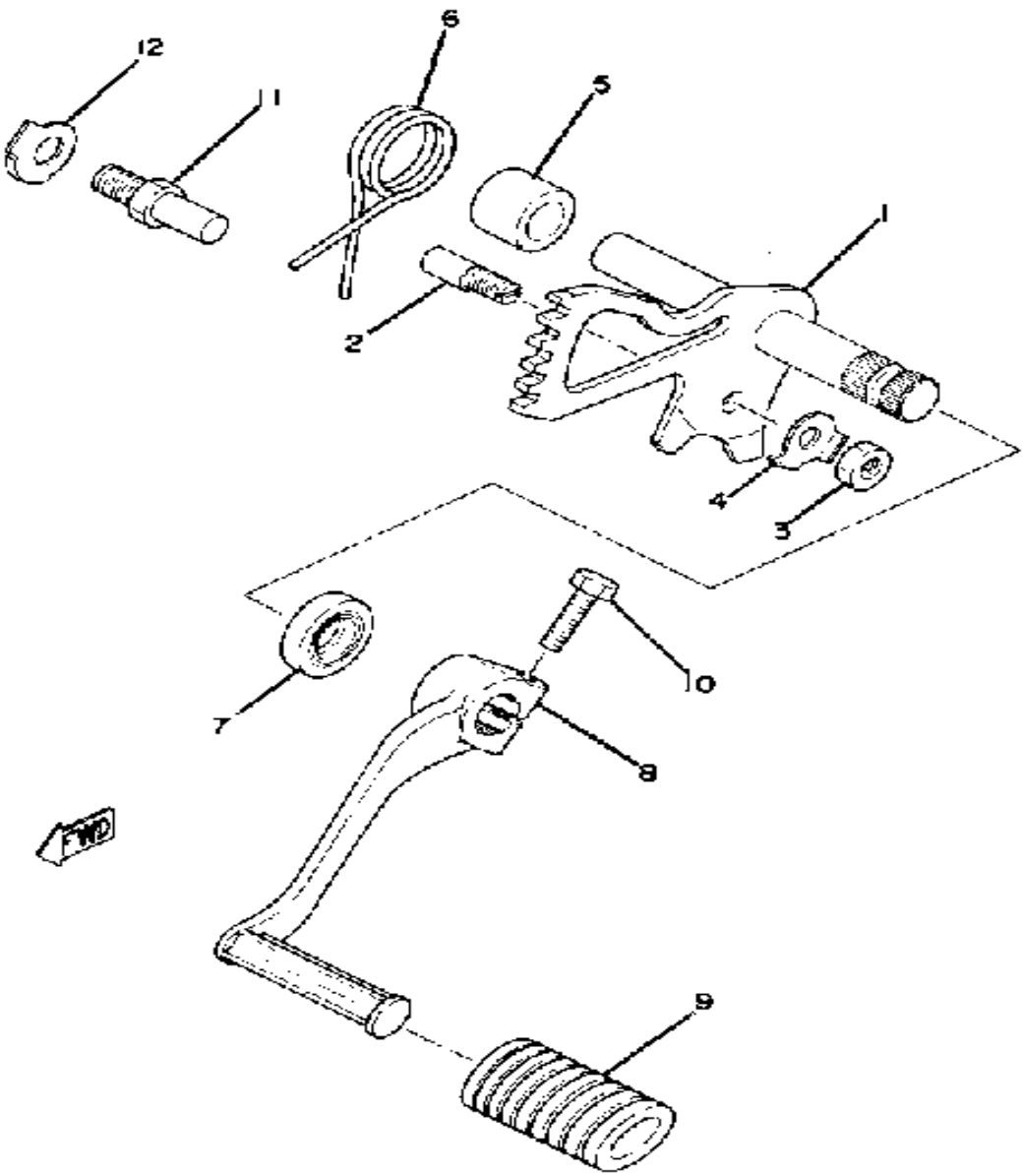
Ref. No.	Part Number	Description	Qty	Remarks
26	91311-08030-00	. BOLT .....	3	M8-30L
27	90340-14046-00	. PLUG, STRAIGHT SCREW ...	1	
28	214-11198-01-00	. GASKET .....	1	
29	1J7-17518-00-00	GASKET, MDL GR CASE .....	1	
30	99530-10014-00	PIN, DOWEL .....	1	
31	91316-08160-00	BOLT, SOCKET HEAD .....	1	M8-160L
32	91311-08035-00	BOLT .....	1	M8-35L
33	91311-08065-00	BOLT, SOCKET HEAD .....	3	M8-60L
34	91311-08105-00	BOLT, SOCKET HEAD .....	2	M8-100L
35	90201-08675-00	WASHER, PLATE .....	6	
36	341-23469-00-00	CAP, BOLT .....	1	
37	1J7-46181-11-00	LABEL, OIL CAUTION .....	1	

# SHIFT CAM - SHIFT FORK



Ref. No.	Part Number	Description	Qty	Remarks
1	2H7-18540-00-00	SHIFT CAM ASSEMBLY	1	
2	93604-18058-00	PIN, DOWEL	4	
3	93603-10049-00	PIN, DOWEL	2	
4	2H7-18561-00-00	PLATE, SIDE 1	1	
5	2H7-18566-00-00	PLATE, SIDE 2	1	
6	90215-05140-00	WASHER, LOCK	1	
7	97313-05020-00	BOLT, HEXAGON	1	
8	93315-23612-00	BEARING	1	
9	93440-34025-00	CIRCLIP	1	
10	93604-08071-00	PIN, DOWEL	1	
11	2J2-W1814-00-00	PLATE, STOPPER	1	
12	99009-30400-00	CIRCLIP	1	
13	1J7-18547-00-00	STOPPER, CAM	1	
14	90501-10196-00	SPRING, COMPRESSION	1	
15	90215-15141-00	WASHER, LOCK	1	
16	90149-14117-00	SCREW, SPEC'L SHAPE	1	
17	93608-52138-00	PIN, DOWEL	1	
18	2H7-15531-00-00	PLATE, STOPPER	1	
19	90215-06040-00	WASHER, LOCK	1	
20	97313-06016-00	BOLT, HEXAGON	1	
21	2H7-18531-01-00	BAR, SHIF FRK GDE 1	1	
22	2H7-18513-00-00	FORK, SHIFT 3	1	
23	2H7-18512-00-00	FORK, SHIFT 2	1	
24	2H7-18511-00-00	FORK, SHIFT 1	1	
25	99009-12400-00	CIRCLIP	2	
26	(2H7-18122-00-00)	LEVER, SHIFT 2	1	
27	90508-10362-00	SPRING, TORSION	1	
28	2H7-18151-00-00	LEVER, SHIFT 3	1	
29	93440-08001-00	CIRCLIP, OUTER	1	

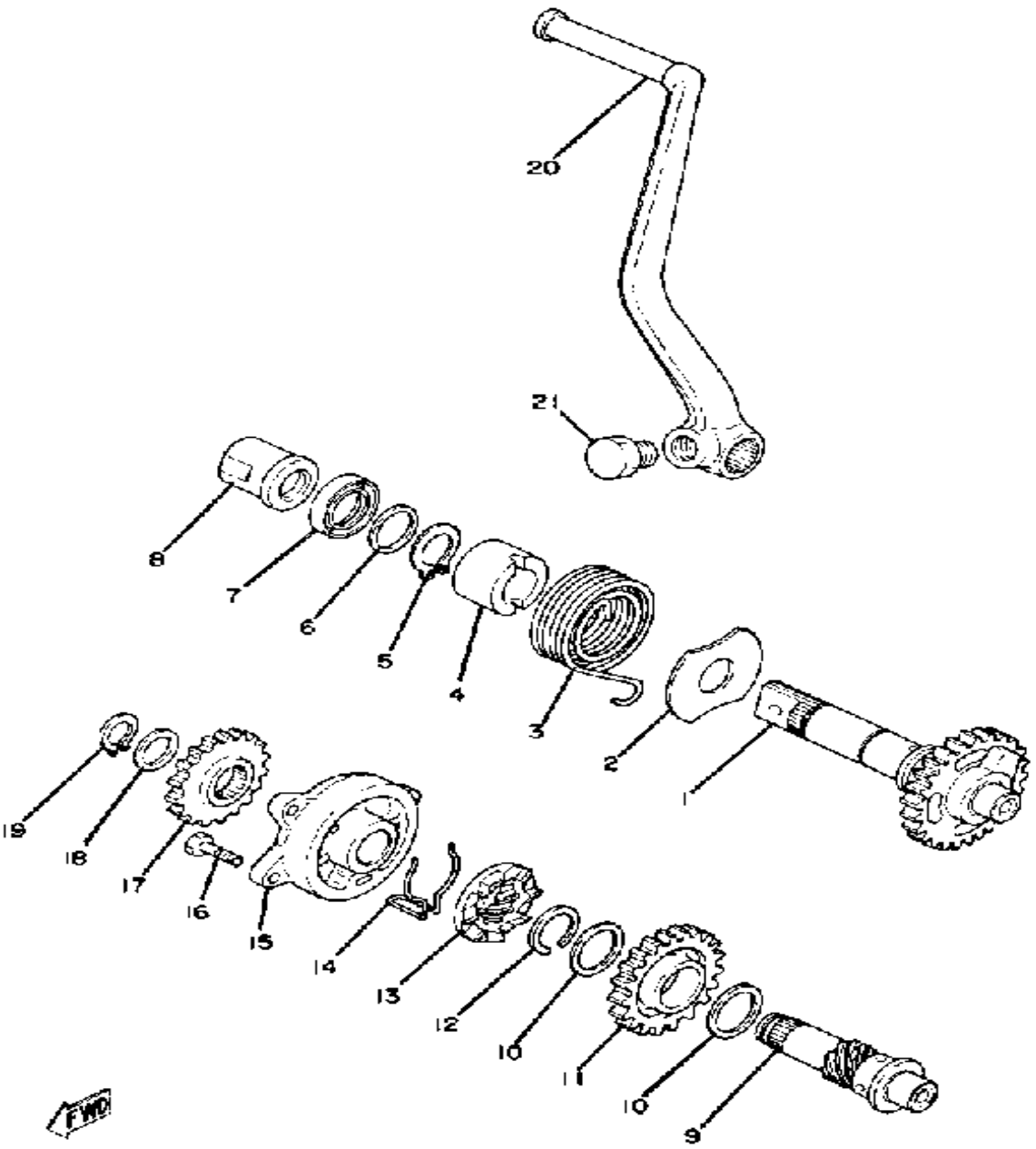
# SHIFT SHAFT - SHIFT PEDAL



Ref. No.	Part Number	Description	Qty	Remarks
1	2H7-18101-00-00	SHIFT SHAFT ASSEMBLY 1	1	
2	90149-06017-00	SCREW, SPEC'L SHAPE (214-18186-00)	1	
3	95380-06600-00	NUT	1	
4	90215-06016-00	WASHER, LOCK	1	
5	(90560-11026-00)	SPACER	1	
6	90508-29361-00	SPRING, TORSION	1	
7	93102-12321-00	OIL SEAL, SD-TYPE	1	
8	2H7-18111-00-00	PEDAL, SHIFT	1	
9	132-18113-01-00	COVER, SHIFT PEDAL	1	
10	97011-06020-00	BOLT	1	
11	90109-08441-00	BOLT	1	
12	90215-08115-00	WASHER, LOCK	1	



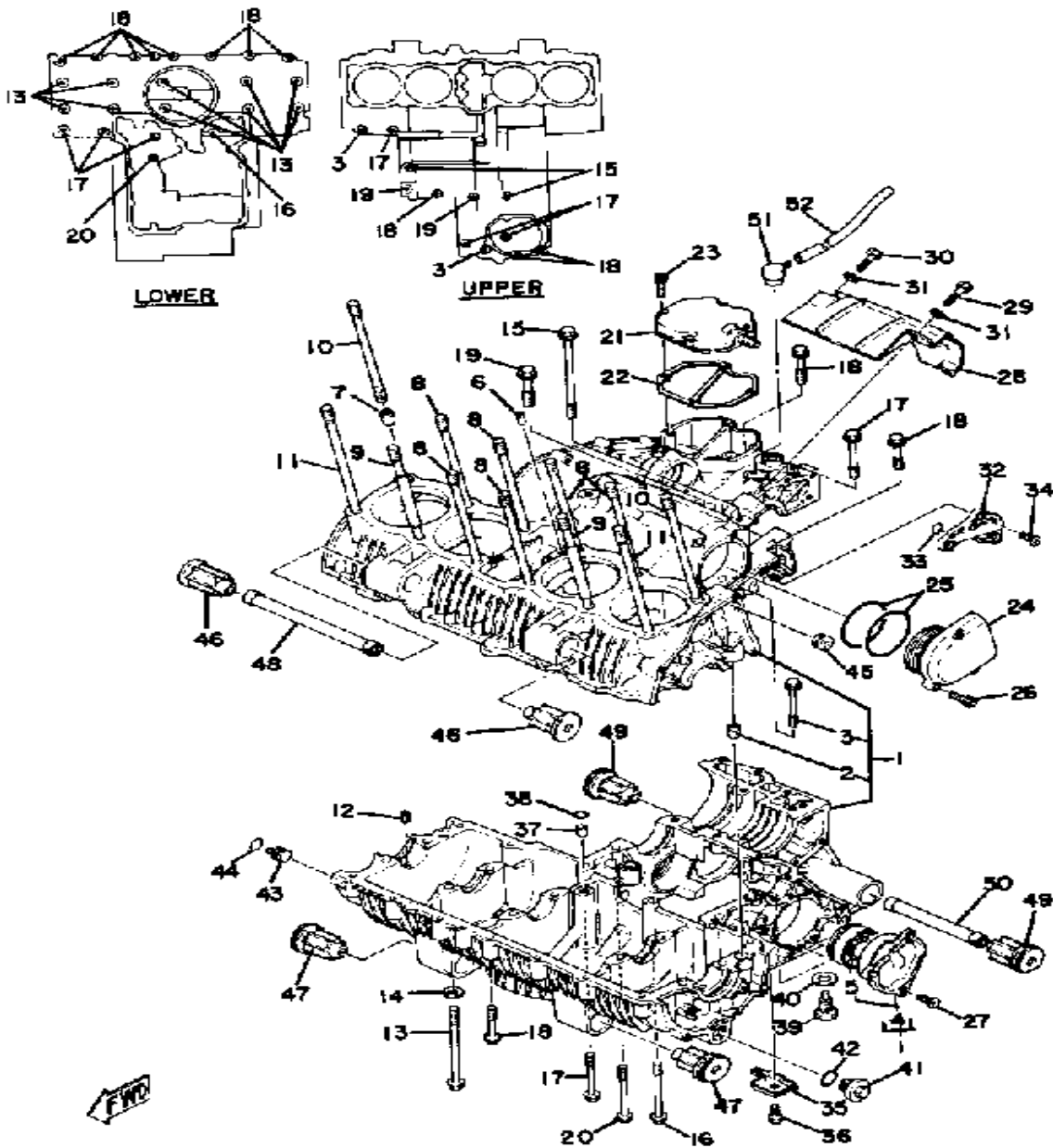
# KICK STARTER



Ref. No.	Part Number	Description	Qty	Remarks
1	(2H7-15660-00-00)	KICK AXLE ASSEMBLY	1	
2	278-15676-00-00	COVER, SPRING	1	
3	90508-30051-00	SPRING, TORSION	1	
4	371-15666-00-00	SPACER	1	
5	99009-20400-00	CIRCLIP	1	
6	90201-20266-00	WASHER, PLATE (1.0T)	1	
7	93102-20108-00	OIL SEAL	1	
8	2H7-15662-01-00	COVER, KICK AXLE	1	
9	2H7-15662-01-00	COVER, KICK AXLE	1	
10	90201-253K0-00	WASHER, PLATE (T=1.0)	2	
11	(2H7-15515-00-00)	GEAR 3	1	
12	93440-25084-00	CIRCLIP	1	
13	(2H7-15671-00-00)	WHEEL, RATCHET	1	
14	(371-15687-00-00)	CLIP	1	
15	2H7-15654-00-00	HOLDER, KICK GEAR	1	
16	97011-06020-00	BOLT	3	
17	(2H7-15514-00-00)	GEAR 2	1	
18	(150-17417-00-10)	SHIM 1	1	
19	93410-17037-00	CIRCLIP	1	
20	(2H7-15611-00-00)	CRANK, KICK	1	
21	2H7-15623-00-00	BOLT, KICK CRANK	1	

# CRANKCASE

**SPECIAL SERVICE TOOLS**  
**90890-05245-00 TORX WRENCH T-30**

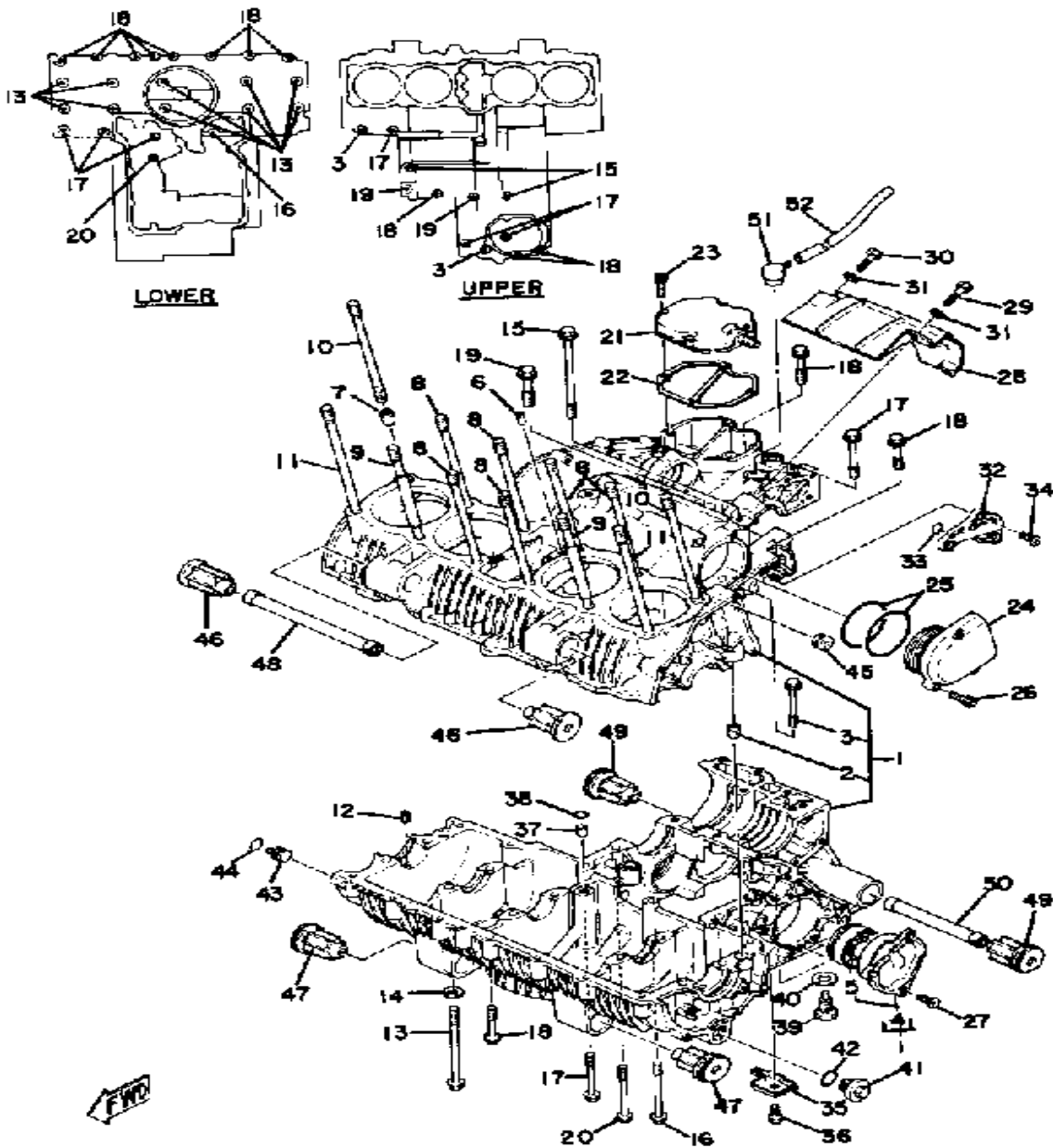


Ref. No.	Part Number	Description	Qty	Remarks
1	(2H7-15100-02-00)	CRANKCASE ASSEMBLY	1	
2	99510-12016-00	. PIN, DOWEL	2	
3	95811-06065-00	. BOLT, FLANGE	2	M6-65L
4	2H7-W1516-00-10	. BRNG HSNGL CMPLT 2	1	U.R. MARKED A
	2H7-W1516-00-20	. BRNG HSNGL CMPLT 2	1	U.R. MARKED B
5	93304-20501-00	.. BEARING	1	
6	93605-14143-00	PIN, DOWEL	2	
7	99530-14016-00	PIN, DOWEL	2	
8	90116-10273-00	BOLT, STUD	6	M10-154L
9	2F3-11363-00-00	BOLT, CYLINDER HOLDING 3	2	
10	90116-10275-00	BOLT, STUD	2	M10-184L
11	90116-10274-00	BOLT, STUD	2	M10-177L
12	(2H7-15138-00-00)	NOZZLE 1	3	
13	90105-08114-00	BOLT, WASHER BASED	10	M8-115L
14	90201-094G1-00	WASHER, PLATE	8	
15	95811-08125-00	BOLT, FLANGE (91011-08125-00)	2	M8-125L
16	95811-06085-00	BOLT, FLANGE	1	M6-85L
17	95811-06065-00	BOLT, FLANGE	6	M6-65L
18	95811-06045-00	BOLT, flange (95812-06045-00)	11	M6-45L
19	95811-08045-00	BOLT, FLANGE (JN5)	2	M8-45L
20	95811-08075-00	BOLT, FLANGE	1	M8-75L
21	2H7-11168-00-00	COVER, BREATHER	1	
22	2H7-11169-00-00	GASKET, BRTHR COVER	1	
23	91311-06025-00	BOLT, SOCKET HEAD	4	
24	2H7-15163-00-00	HOUSING, BEARING 1	1	
25	93210-60538-00	O-RING	2	
26	91311-06025-00	BOLT, SOCKET HEAD	3	
27	90149-06126-00	SCREW, SPEC'L SHAPE	3	

CONTINUED ON NEXT FRAME ►

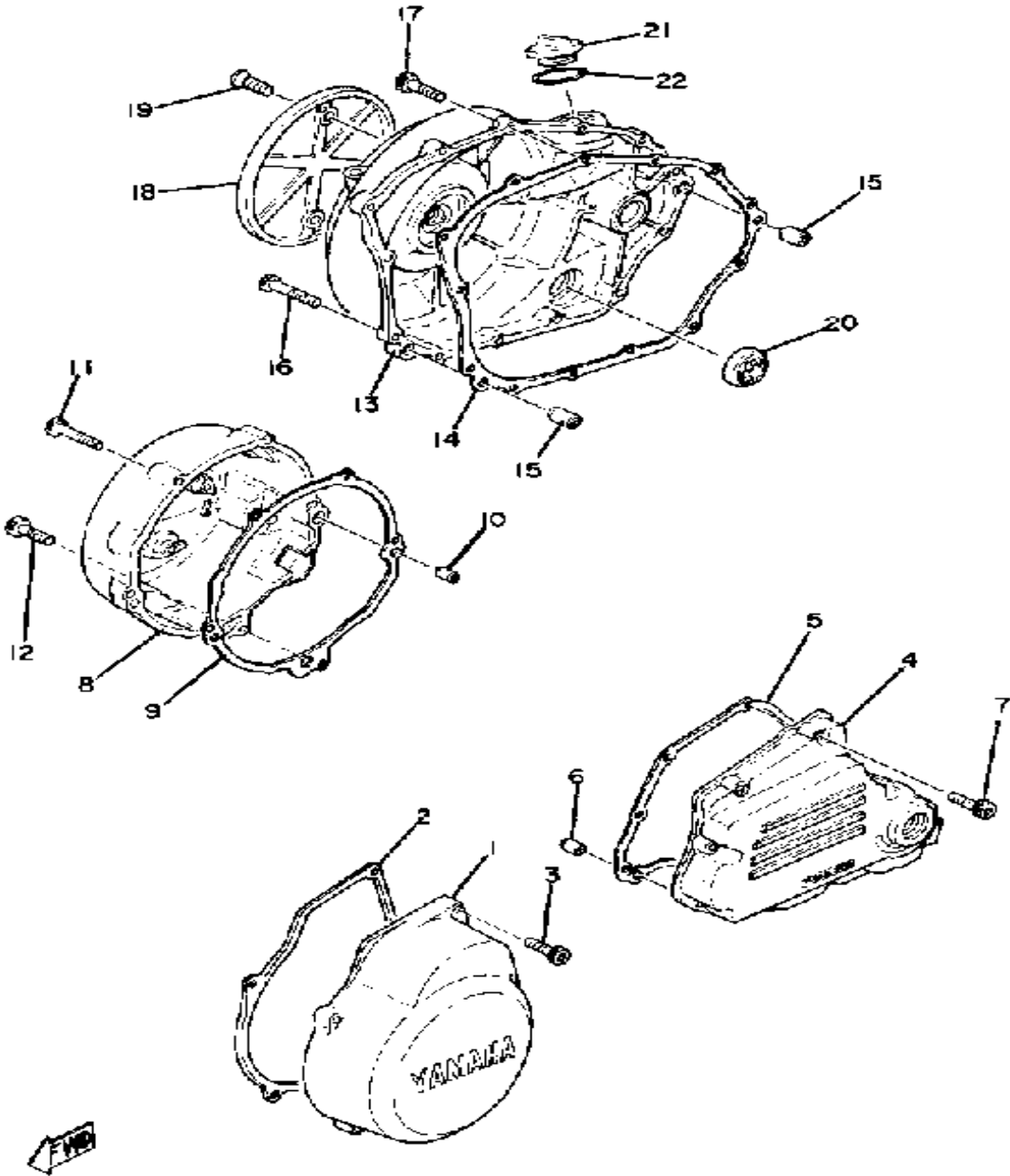
# CRANKCASE

**SPECIAL SERVICE TOOLS**  
**90890-05245-00 TORX WRENCH T-30**



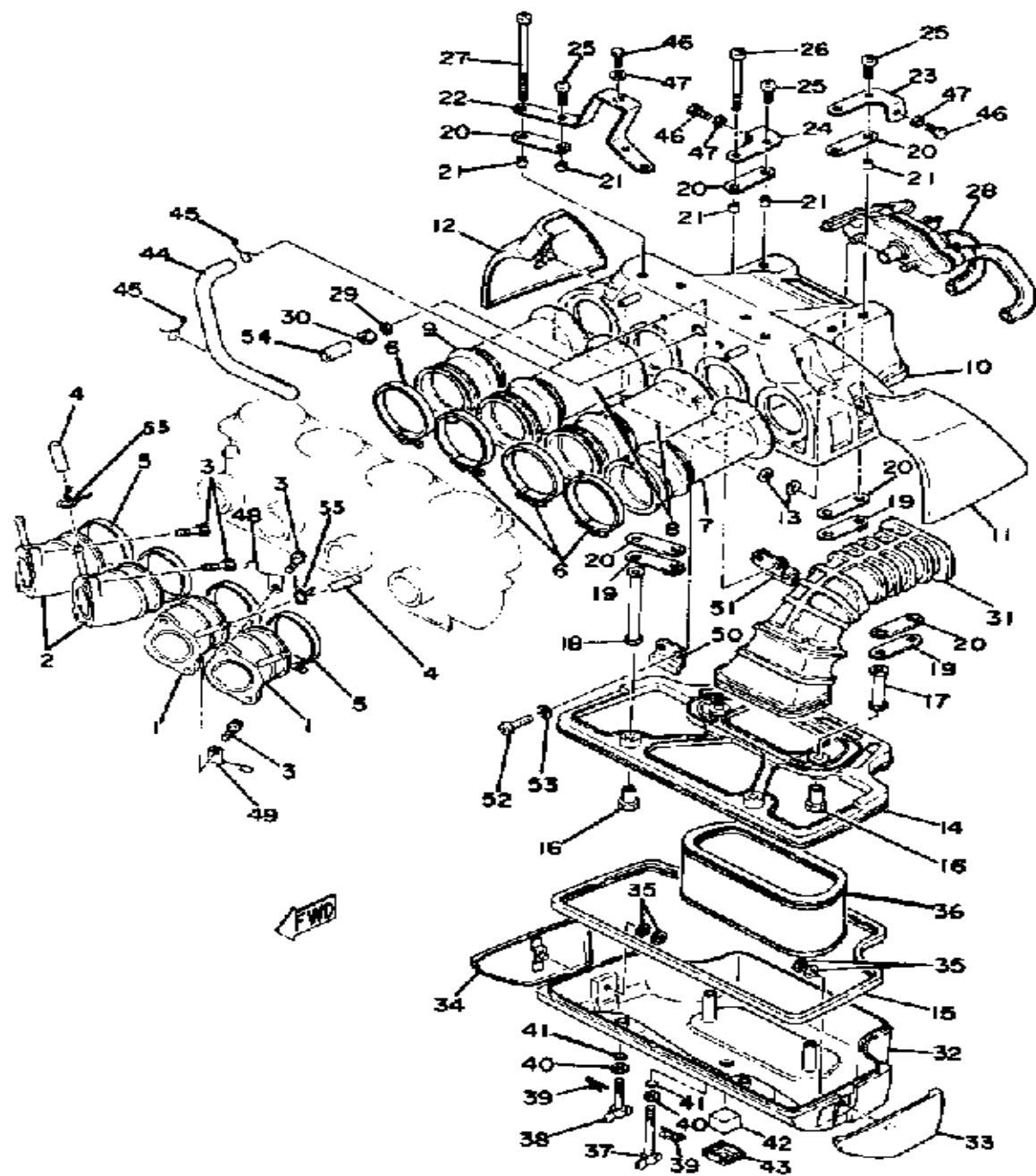
Ref. No.	Part Number	Description	Qty	Remarks
29	97021-06030-00	BOLT .....	2	
30	97011-06020-00	BOLT .....	1	
31	92901-06600-00	WASHER .....	3	
32	2H7-15148-00-00	NOZZLE 2 .....	1	
33	93210-09350-00	O-RING .....	1	
34	90149-06126-00	SCREW, SPEC'L SHAPE ....	3	
35	(2H7-15155-00-00)	NOZZLE 3 .....	1	
36	97313-06016-00	BOLT, HEXAGON .....	1	
37	99510-10114-00	PIN, DOWEL .....	1	
38	93210-09350-00	O-RING .....	1	
39	90340-14118-00	PLUG, STRAIGHT .....	1	
40	214-11198-01-00	GASKET .....	1	
41	90340-18073-00	PLUG .....	1	
42	93210-18019-00	UNAVAILABLE IN PRICE BOOK	1	
43	90338-13084-00	PLUG, SPEC'L SHAPE .....	1	
44	93210-13361-00	O-RING .....	1	
45	90480-11224-00	GROMMET .....	1	
46	2H7-15316-01-00	DAMPER, ENG MOUNT 1 .....	2	
47	2H7-15336-00-00	DAMPER, ENGINE MOUNT 3 ..	2	
48	(2H7-15317-00-00)	SPACER, ENG MOUNT .....	1	
49	36Y-15326-00-00	DAMPER, ENGINE MOUNT 2 (2H7-15326-01-00) .....	2	
50	2H7-15327-00-00	SPACER, ENG MOUNT .....	1	
51	2H7-17591-01-00	BREATHER .....	1	
52	90445-07039-00	HOSE .....	1	

# CRANKCASE COVER



Ref. No.	Part Number	Description	Qty	Remarks
1	2H7-15416-02-00	COVER, OIL PUMP .....	1	
2	2H7-15456-00-00	GASKET, O/PMP CVR 1 .....	1	
3	91311-06025-00	BOLT, SOCKET HEAD .....	4	
4	2H7-15411-00-00	COVER, CRANKCASE L .....	1	
5	2H7-15461-00-00	GASKET, CRCS CVR 2 .....	1	
6	99510-08016-00	PIN, DOWEL .....	2	
7	91311-06025-00	BOLT, SOCKET HEAD .....	9	
8	2H7-15415-00-00	COVER, GENERATOR .....	1	
9	2H7-15455-00-00	GASKET 1 .....	1	
10	99510-08016-00	PIN, DOWEL .....	2	
11	91311-06035-00	BOLT, SOCKET HEAD .....	3	
12	91311-06025-00	BOLT, SOCKET HEAD .....	2	
13	2H7-15431-00-00	COVER, CRANKCASE 3 .....	1	
14	2H7-15451-00-00	GASKET, CRCS COVER .....	1	
15	99510-08016-00	PIN, DOWEL .....	2	
16	91311-06035-00	BOLT, SOCKET HEAD .....	3	
17	91311-06025-00	BOLT, SOCKET HEAD .....	10	
18	2H7-15417-00-00	COVER, CAP .....	1	
19	98603-06018-00	SCREW, OVAL HEAD .....	2	
20	2H7-15361-00-00	GAUGE, LEVEL .....	1	
21	2H7-15363-00-00	PLUG, OIL .....	1	
22	93210-27778-00	O-RING .....	1	

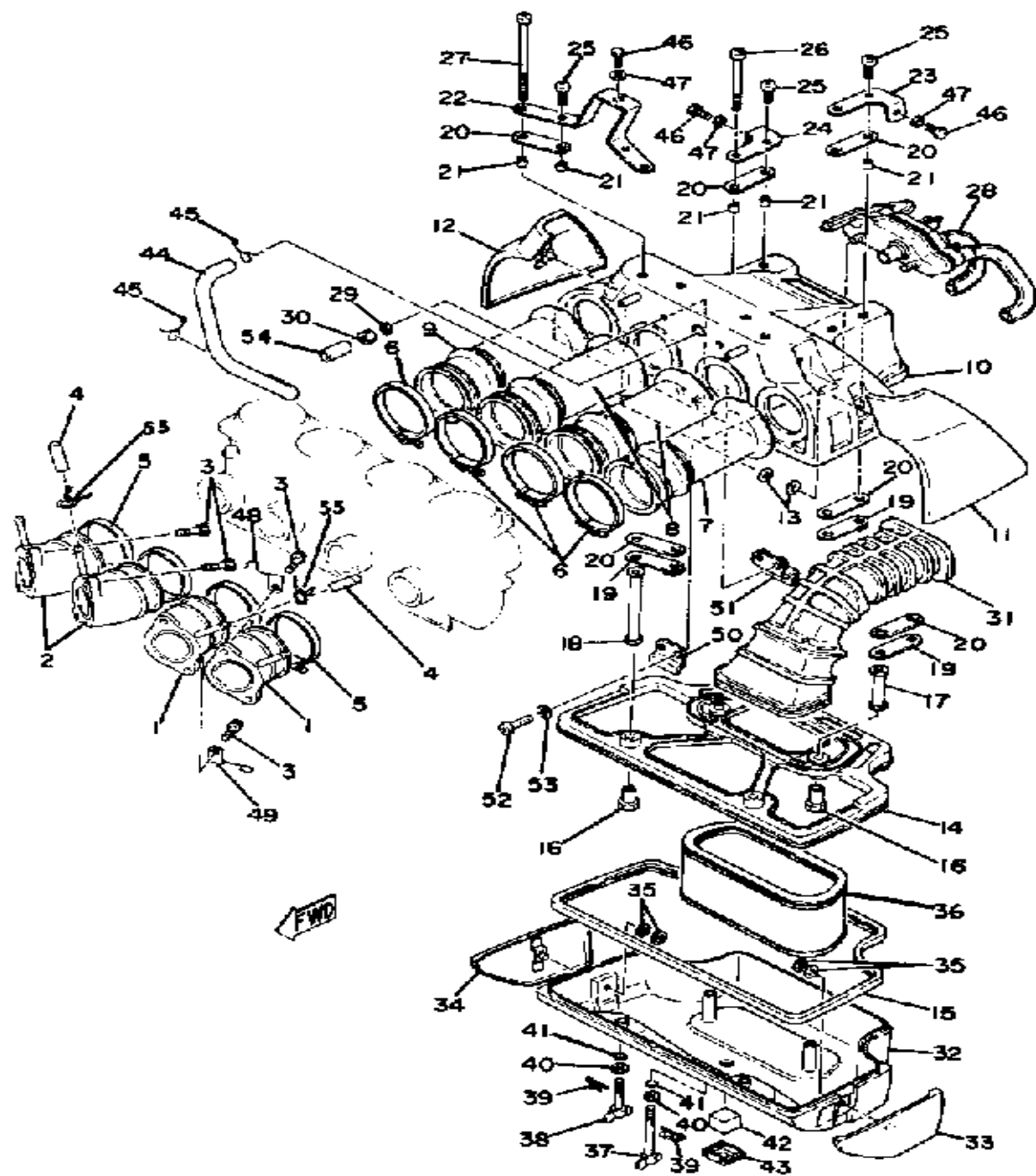
# INTAKE



Ref. No.	Part Number	Description	Qty	Remarks
1	2H7-13586-00-00	JOINT, CARBURETOR 1	2	
2	2H7-13596-00-00	JOINT, CARBURETOR 2	2	
3	91316-06020-00	BOLT, SOCKET HEAD	8	
4	16G-13569-00-00	PLUG, BLIND	2	
5	90460-54137-00	CLAMP, hose	4	
6	90460-58015-00	CLAMP, HOSE	4	
7	2H7-14453-00-00	JOINT, AIR CLNR 1	1	
8	2H7-14463-00-00	JOINT, AIR CLNR 2	2	
9	2H7-14454-00-00	JOINT	1	
10	2H7-W1441-00-00	AIR CLEANER CASE	1	
11	2H7-1441A-00-00	COVER, CLNR CASE 1	1	
12	2H7-1441E-00-00	COVER, CLNR CASE 2	1	
13	90183-05003-00	NUT, SPRING	4	
14	2H7-1441F-00-00	PARTN, AIR CLNR CS	1	
15	2H7-14457-02-00	SEAL	1	
16	90179-06250-00	NUT, SPEC'L SHAPE	4	
17	2H7-14443-00-00	COLLAR	2	
18	90387-08641-00	COLLAR	2	
19	2H7-14484-00-00	PLATE, CLNR CS FTNG	4	
20	2H7-14452-01-00	SEAL	8	
21	90387-060A3-00	COLLAR	8	
22	(2H7-14493-00-00)	STAY 1	1	
23	2H7-14498-00-00	STAY 1	1	
24	(2H7-14499-00-00)	STAY 2	1	
25	98580-06018-00	SCREW, PAN HEAD	4	
26	98501-06070-00	SCREW, PAN HEAD	2	
27	98501-06110-00	SCREW, PAN HEAD (92501-06110)	2	
28	2H7-14434-01-00	SEPARATOR, OIL	1	

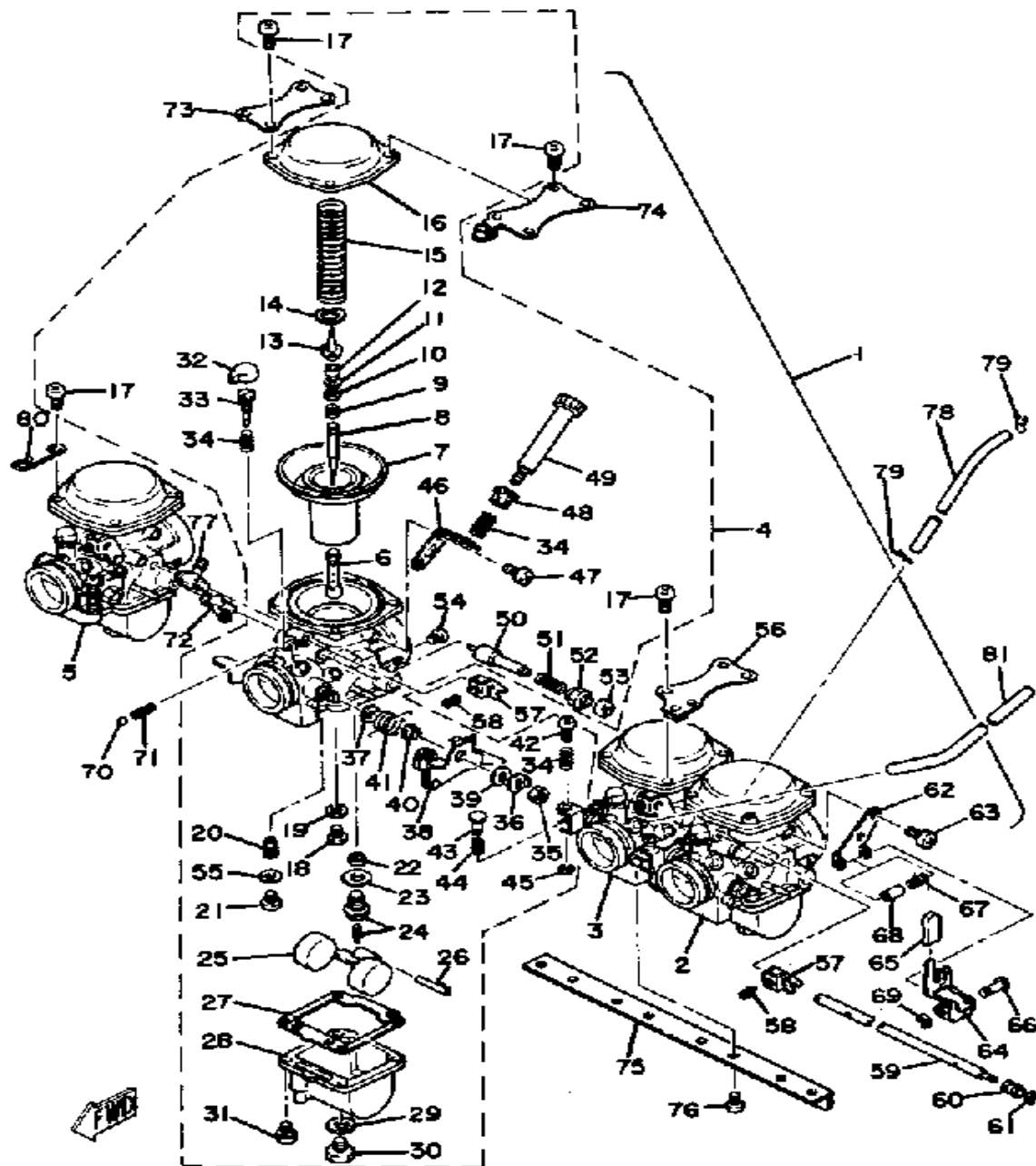
CONTINUED ON NEXT FRAME ►

# INTAKE



Ref. No.	Part Number	Description	Qty	Remarks
29	92901-05600-00	WASHER, PLATE	2	
30	95311-05700-00	NUT	2	
31	2H7-14431-01-00	SILENCER, INTAKE 1	1	
32	2H7-14421-01-00	CASE, AIR CLEANER 2	1	
33	2H7-1442A-00-00	COVER, CLNR CASE 3	1	
34	2H7-1442E-00-00	COVER, CLNR CASE 4	1	
35	90183-05003-00	NUT, SPRING	4	
36	2H7-14451-00-00	ELEMENT, AIR CLNR	1	
37	90122-06013-00	BOLT, WING	2	
38	90122-06012-00	BOLT, WING	2	
39	90468-10050-00	CLIP	4	
40	90201-06059-00	WASHER, PLATE	4	
41	93210-05098-00	O-RING	4	
42	4U8-14462-00-00	SEAL	1	
43	2H7-14422-00-00	CAP, CLEANER CASE 2	1	
44	2H7-11166-00-00	PIPE, BREATHER 1	1	
45	90467-14015-00	CLIP	2	
46	97313-06016-00	BOLT, HEXAGON	3	
47	92901-06600-00	WASHER	3	
48	(90462-10038-00)	CLAMP	1	
49	(90462-10039-00)	CLAMP	1	
50	(2H7-1441G-00-00)	BINDER 1	1	
51	(2H7-1441H-00-00)	BINDER 2	1	
52	98580-05016-00	SCREW, PAN HEAD	2	
53	92990-05100-00	WASHER, SPRING	2	
54	(90446-09159-00)	HOSE	2	
55	90467-11028-00	CLIP	2	

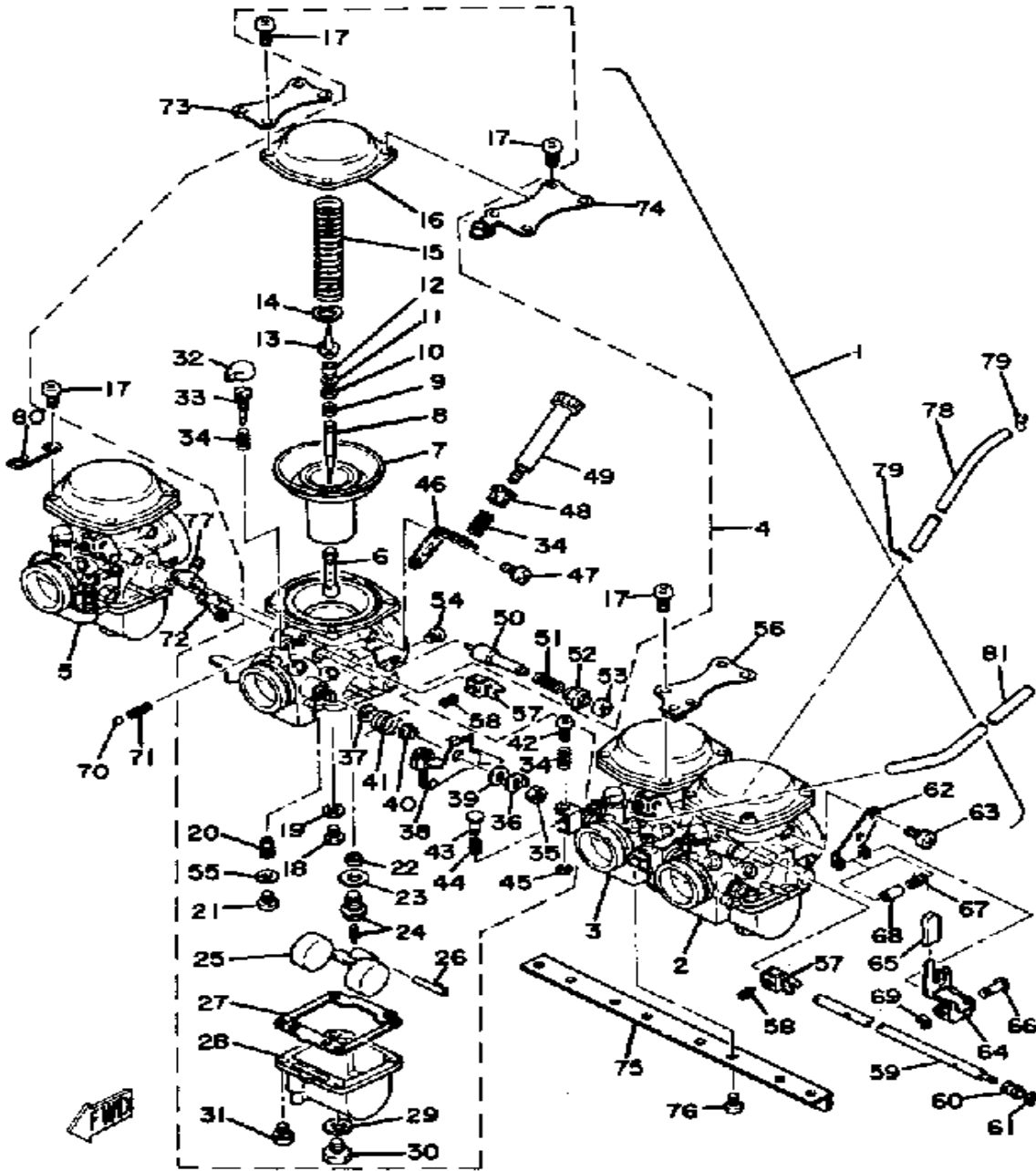
# CARBURETOR



Ref. No.	Part Number	Description	Qty	Remarks
1	4H3-18101-00-00	NO LONGER AVAILABLE	1	N/A
2	(3H3-14901-00-00)	CARBURETOR ASSEMBLY 1	1	
3	(3H3-14902-00-00)	CARBURETOR ASSEMBLY 2	1	
	2A2-14923-00-00	.. SCREW, PILOT	4	
4	(3H3-14903-00-00)	CARBURETOR ASSEMBLY 3	1	
5	(3H3-14904-00-00)	CARBURETOR ASSEMBLY 4	1	
6	(3H3-14941-02-00)	NOZZLE, MAIN	2	3
	2H7-14941-02-00	.. NOZZLE, MAIN	2	
7	2F3-14940-00-00	.. DIAPHRAGM ASSEMBLY	4	
8	2H7-14116-06-00	.. NEEDLE	4	
9	2F0-14589-00-00	.. SPRING	4	
10	2F3-14952-00-00	.. WASHER	4	
11	256-14919-00-00	.. CLIP	4	
12	2F0-14918-00-00	.. RING	4	
13	(2F3-14946-00-00)	PLATE, NEEDLE FTNG	4	
14	2F0-14919-00-00	.. CLIP	4	
15	(2H7-14933-00-00)	SPRING, DIAPHRAGM	4	
16	(2A2-14958-00-00)	COVER, DIAPHRAGM	2	3
	(2H7-14958-00-00)	COVER, DIAPHRAGM	2	4
17	98580-05014-00	.. SCREW, PAN HEAD	16	
18	620-1423A-78-A0	.. JET, MAIN #137 5	4	
19	137-14153-00-00	.. WASHER, MAIN JET	4	
20	256-14142-42-A0	.. JET, PILOT #42 5	4	
21	2F1-14991-00-00	.. SCREW	4	
22	1J7-14994-00-00	.. NET, FILTER	4	
23	239-14195-00-00	.. WASHER, NEEDLE VALVE	4	
24	1J7-14190-20-00	.. NEEDLE VALVE ASSEMBLY	4	
25	2A2-14985-01-00	.. FLOAT	4	
26	537-14186-00-00	.. PIN, FLOAT	4	

CONTINUED ON NEXT FRAME ►

# CARBURETOR

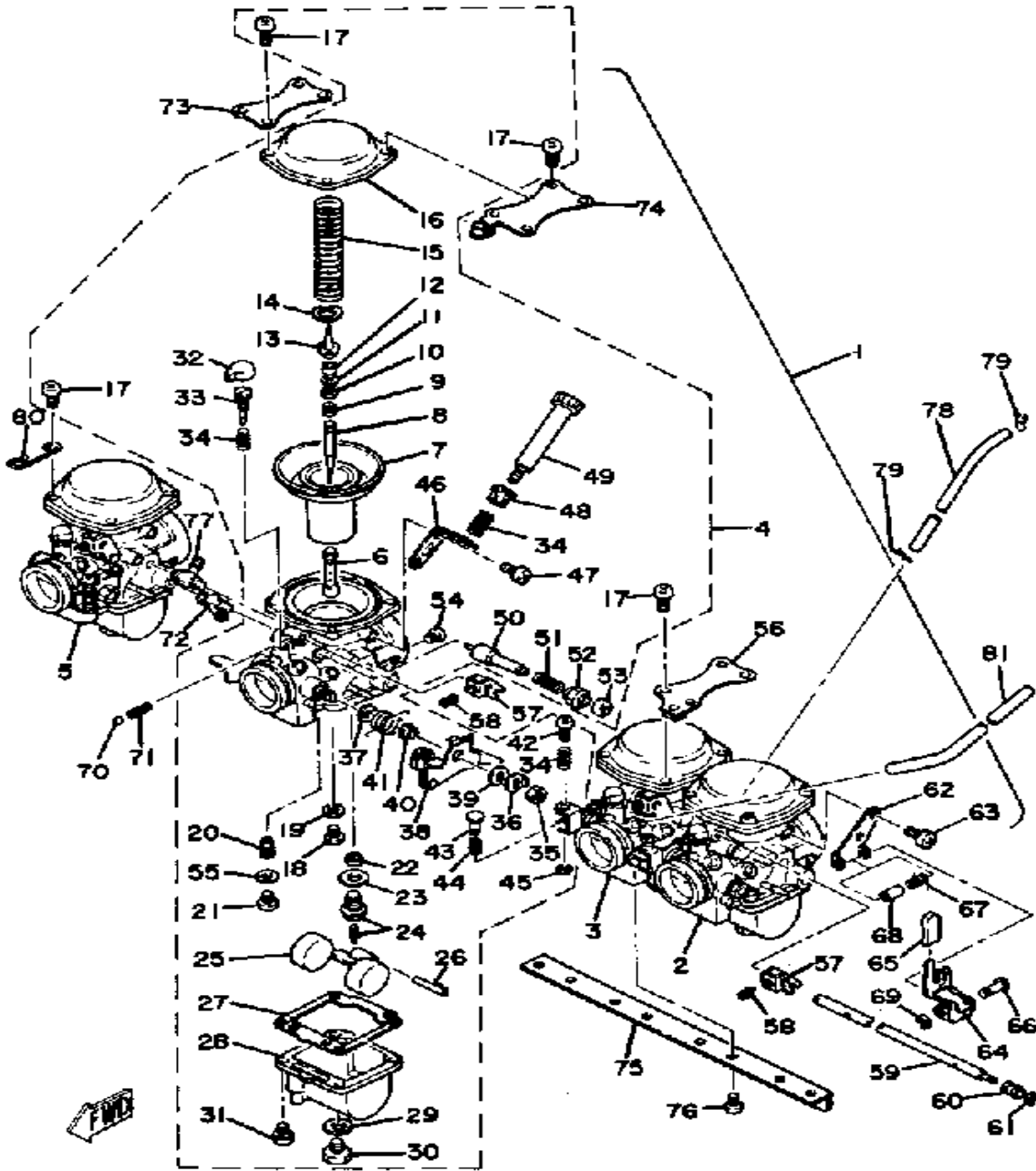


Ref. No.	Part Number	Description	Qty	Remarks
27	2A2-14984-01-00	.. GASKET, FLOAT CHMBR ..	4	
28	(2A2-14981-32-00)	BODY, FLOAT CHAMBER .....	2	3
	(2G2-14981-32-00)	BODY, FLOAT CHAMBER .....	1	EXCLUSIVE FOR CARBURETOR 1
	(2H7-14981-32-00)	BODY, FLOAT CHAMBER .....	1	EXCLUSIVE FOR CARBURETOR 4
29	1L9-14952-00-00	.. WASHER .....	4	
30	1A8-14991-00-00	.. SCREW .....	4	
31	(97601-05114-00)	SCREW, PN/HD.W/WSHR .....	16	
32	8A7-14969-00-00	.. CAP .....	4	
34	256-14934-01-00	.. SPRING, THRTL STOP .....	8	
35	95303-08700-00	.. NUT .....	4	
36	256-14953-00-00	.. WASHER .....	4	
37	2A2-14997-00-00	.. SEAL .....	4	
38	(2H7-14913-01-00)	LEVER, THROTTLE .....	1	
	(2H7-14963-00-00)	LEVER, THROTTLE 4 .....	1	
	(2H7-14964-00-00)	LEVER, THROTTLE 2 .....	1	
39	(306-14970-00-00)	VALVE, THROTTLE .....	2	4
40	(2H7-14918-00-00)	RING .....	1	EXCLUSIVE FOR CARBURETOR 3
41	(2H7-14931-00-00)	SPRING, THRTL LEVER .....	1	EXCLUSIVE FOR CARBURETOR 3
	(2H7-14932-00-00)	SPRING, THRTL 2 .....	1	EXCLUSIVE FOR CARBURETOR 4
	(2H9-14931-00-00)	SPRING, THRTL LEVER .....	2	2
42	256-14922-01-00	.. SCREW, THROTTLE .....	3	
43	(2H7-14992-00-00)	ROD .....	3	
44	(584-14934-00-00)	SPRING, THRTL STOP .....	3	
45	(2H7-14937-00-00)	CLIP .....	3	
46	(2F3-14243-00-00)	PLATE .....	1	

CONTINUED ON NEXT FRAME ➤



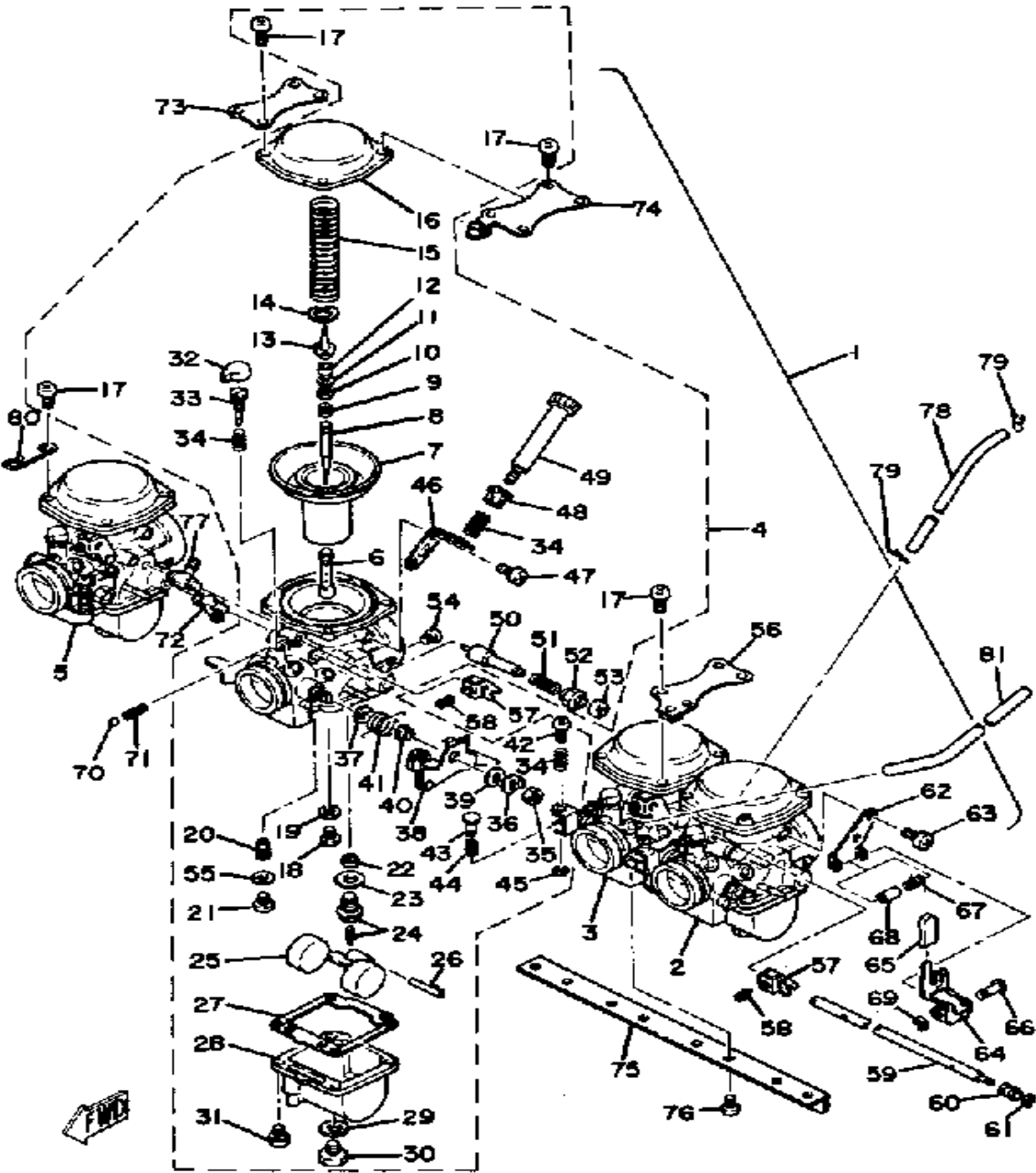
# CARBURETOR



Ref. No.	Part Number	Description	Qty	Remarks
47	98580-04008-00	.. SCREW, PAN HEAD	2	
48	1J7-14998-00-00	.. BUSH	1	
49	(2H7-14922-00-00)	SCREW, THROTTLE	1	
50	2A2-14171-00-00	.. PLUNGER, STARTER	4	
51	256-14135-00-00	.. SPRING, PLUNGER	4	
52	2A2-14174-00-00	.. CAP, PLUNGER	4	
53	2A2-14173-00-00	.. COVER, PLUNGER CAP	4	
54	2A2-14172-36-00	.. PILOT JET, AIR #1 0	4	
55	341-14952-00-00	.. WASHER	4	
56	(3H3-14926-00-00)	BRACKET, THROTTLE 1	1	
57	(2A2-14905-00-00)	LEVER, STARTER	4	
58	11V-14991-00-00	. SCREW	4	
59	(2H7-14978-00-00)	SHAFT, STARTER LVR	1	
60	2H7-14998-00-00	. BUSH	1	
61	737-14137-00-00	. CLIP	1	
62	3H3-14995-00-00	. BRACKET	1	
63	98580-04008-00	. SCREW, PAN HEAD	2	
64	3H3-14975-00-00	. LEVER, STARTER 1	1	
65	2F3-14968-00-00	. CAP	1	
66	2F3-14386-00-00	. PIN, FLOAT	1	
67	2F3-14938-00-00	. SPRING	1	
68	(2F3-14996-00-00)	PIPE	1	
69	2F3-14919-00-00	. CLIP	1	
70	93501-08001-00	. BALL	2	
71	583-14589-00-00	. SPRING	2	
72	3H3-14988-00-00	. PIPE, STARTER CON	2	
73	(2H7-14243-00-00)	PLATE	1	
74	(2H7-14926-01-00)	BRACKET, THROTTLE 1	1	
75	(2H7-14146-00-00)	PLATE	1	

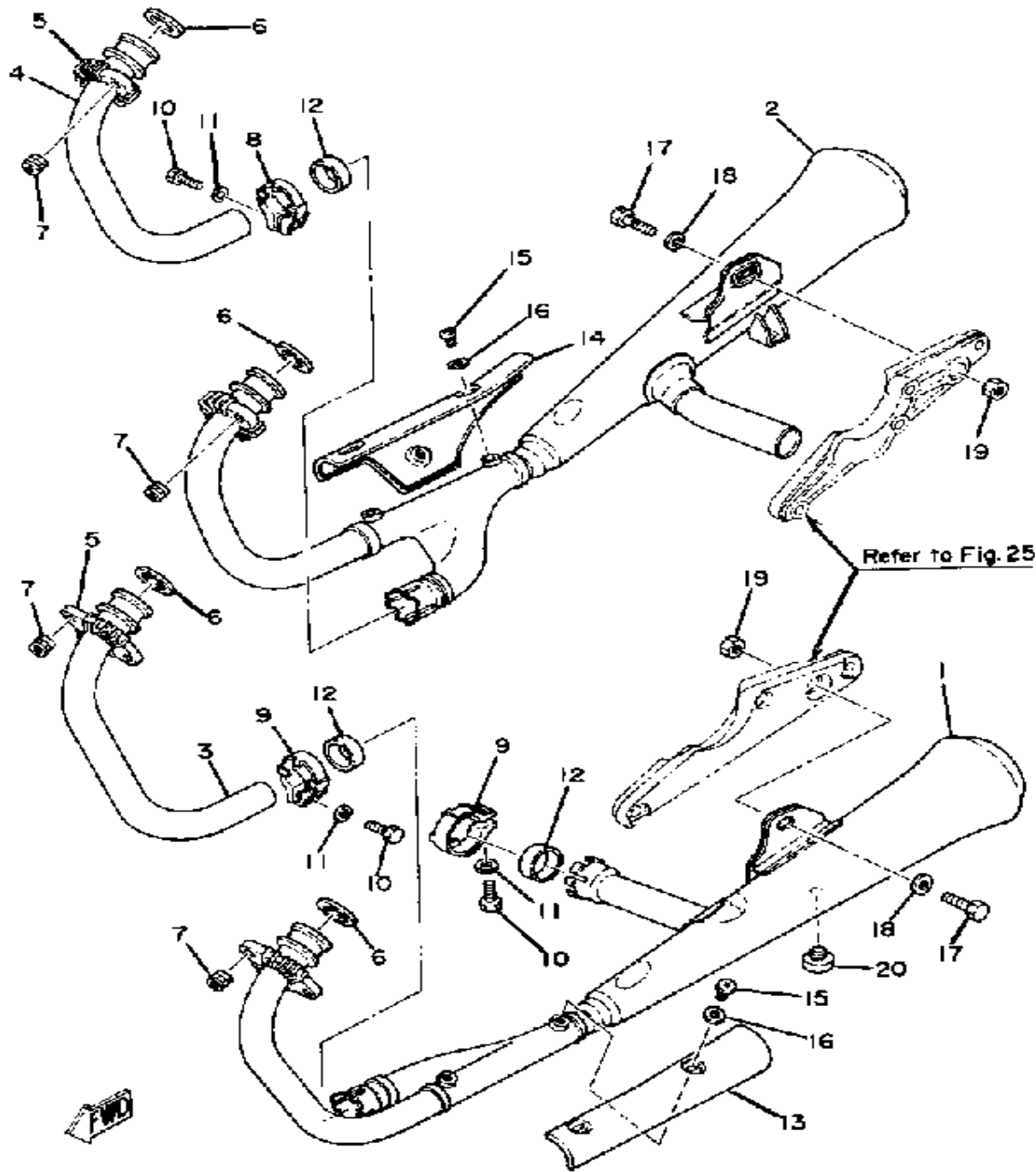
CONTINUED ON NEXT FRAME ➤

# CARBURETOR



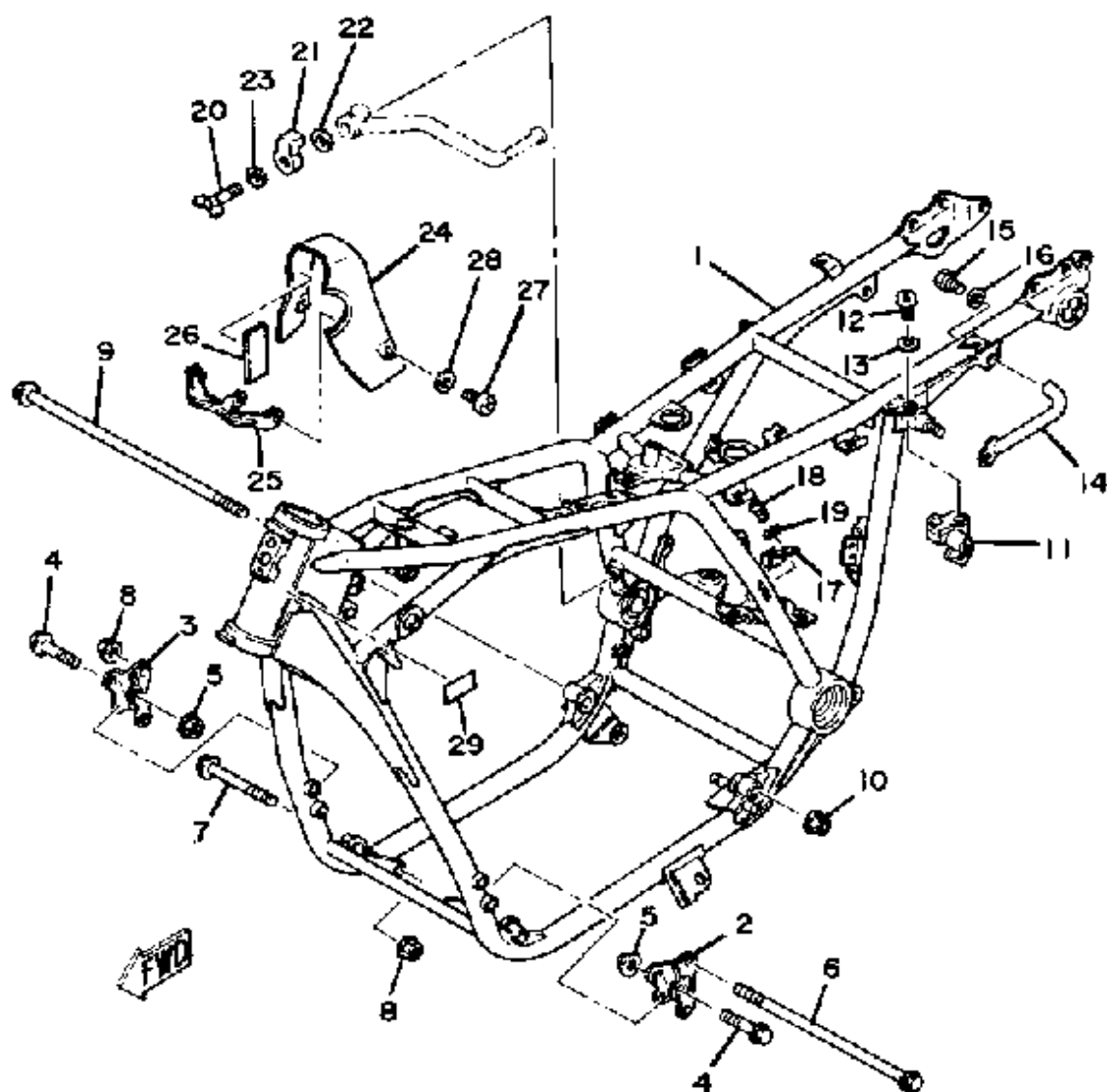
Ref. No.	Part Number	Description	Qty	Remarks
76	98503-06014-00	. SCREW, PAN HEAD (92502-06016)	8	
77	2H7-14988-00-00	. PIPE, STARTER CON	2	
78	90445-10365-00	HOSE	2	
79	90467-09006-00	CLIP	4	
80	(90468-20072-00)	CLIP	1	
81	90445-07378-00	HOSE	1	

# EXHAUST



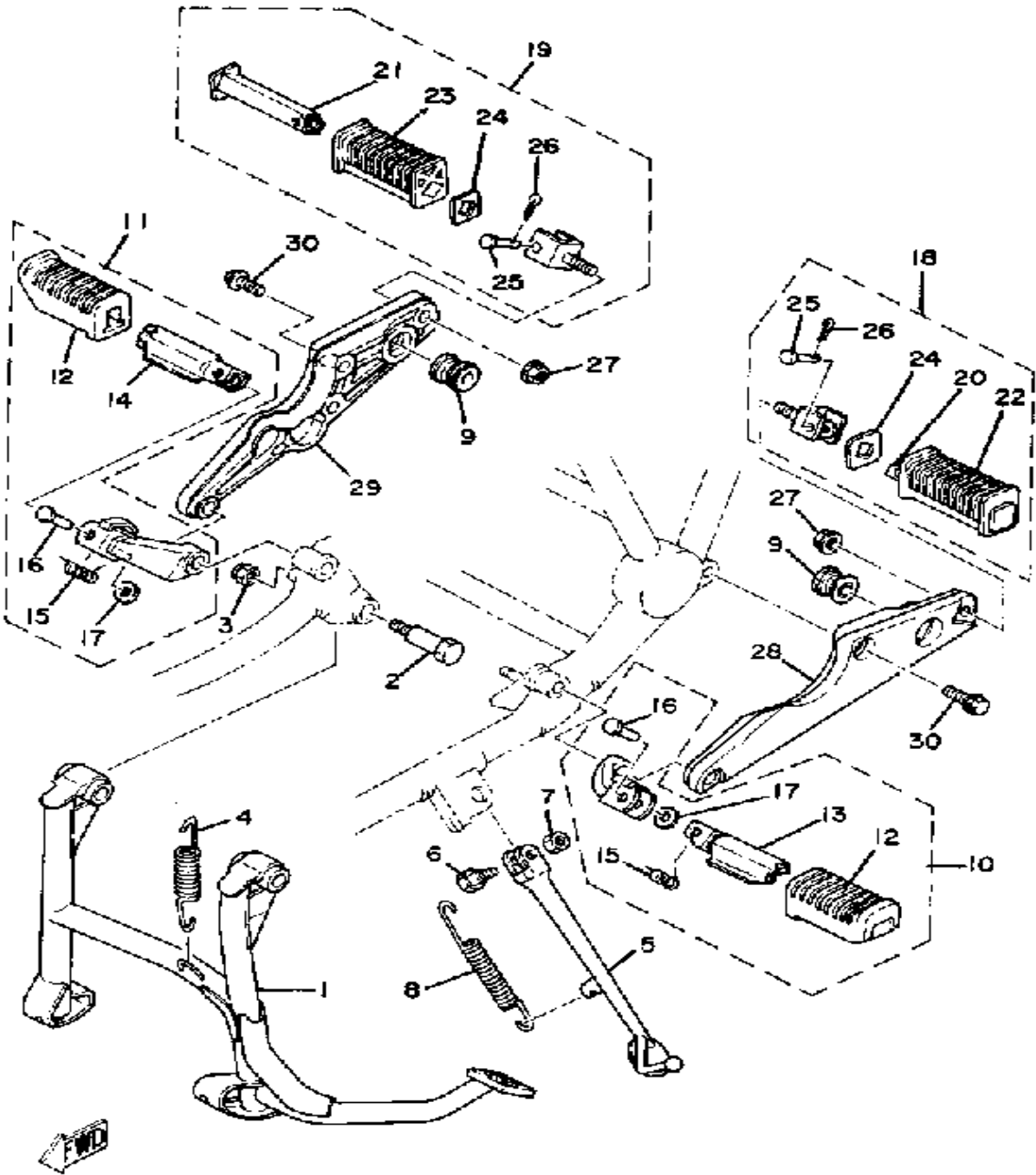
Ref. No.	Part Number	Description	Qty	Remarks
1	99999-01231-00	MUFFLER (LH) 3 3	1	
2	99999-01232-00	MUFFLER (RH) 3 3	1	
3	2H7-14621-02-00	PIPE, EXHAUST R	1	
4	2H7-14631-02-00	PIPE, EXHAUST 3	1	
5	2H7-14612-00-00	NUT, RING	2	
6	4BE-14613-00-00	GASKET, EXHAUST PIPE	4	
7	90179-08599-00	NUT	8	
8	26H-14796-00-00	BAND, silencer 4	1	
9	26H-14797-00-00	BAND, silence 4	2	
10	97013-08025-00	BOLT	3	
11	92901-08600-00	WASHER	3	
12	1L9-14714-01-00	GASKET, MUFFLER	3	
13	3H3-14718-00-00	PROTECTOR, MUFF 1	1	
14	3H3-14728-00-00	PROTECTOR, MUFF 2	1	
15	98903-06008-00	SCREW, BIND	6	
16	90201-06042-00	WASHER, PLATE	6	
17	95811-10040-00	BOLT, FLANGE (95801-10040)	2	
18	90201-10669-00	WASHER, PLATE	2	
19	90179-10276-00	NUT, SPEC'L SHAPE	2	
20	371-27114-00-00	STOPPER, MAIN STAND	2	

# FRAME



Ref. No.	Part Number	Description	Qty	Remarks
1	(3H3-21110-00-33)	FRAME .....	1	YAMAHA BLACK
2	3H3-21315-00-00	STAY, ENGINE 2 .....	1	
3	(3H3-21316-00-00)	STAY, ENGINE 3 .....	1	
4	90105-08107-00	BOLT, WASHER BASED .....	4	M8-60L
5	90179-08246-00	NUT, SPEC'L SHAPE .....	4	
6	90105-10056-00	BOLT, WASHER BASED .....	1	M10-295L
7	90105-10105-00	BOLT, WASHER BASED .....	2	M10-110L
8	90179-10247-00	NUT .....	3	
9	90105-12106-00	BOLT, WASHER BASED .....	1	M12-365L
10	90179-12421-00	NUT, SPEC'L SHAPE .....	1	
11	2H7-21308-00-00	HELMET HANGER ASSEMBLY	1	
12	98580-06012-00	SCREW, PAN HEAD .....	2	
13	92995-06100-00	WASHER, SPRING .....	2	
14	(2H7-21165-00-00)	HANDLE, STANDING .....	1	
15	97313-08016-00	BOLT, HEXAGON .....	1	
16	92990-08100-00	WASHER .....	1	
17	(2H7-2139V-00-00)	HOOK .....	1	
18	98580-06012-00	SCREW, PAN HEAD .....	1	
19	92995-06100-00	WASHER, SPRING .....	1	
20	90122-06007-00	BOLT, WING .....	1	
21	2H7-2139W-00-00	COVER .....	1	
22	(2H7-2139X-00-00)	DAMPER .....	1	
23	90201-063J2-00	WASHER, PLATE .....	1	
24	3H3-2139R-00-00	COVER 2 .....	1	
25	(3H3-2139T-00-00)	BRACKET, COVER .....	1	
26	(3H3-2139U-00-00)	DAMPER 2 .....	2	
27	98516-05012-00	SCREW, PAN HEAD 4CG .....	2	
28	92906-05600-00	WASHER, PLATE .....	2	
29	(2F5-21181-01-00)	PLATE, APPROVAL NO .....	1	

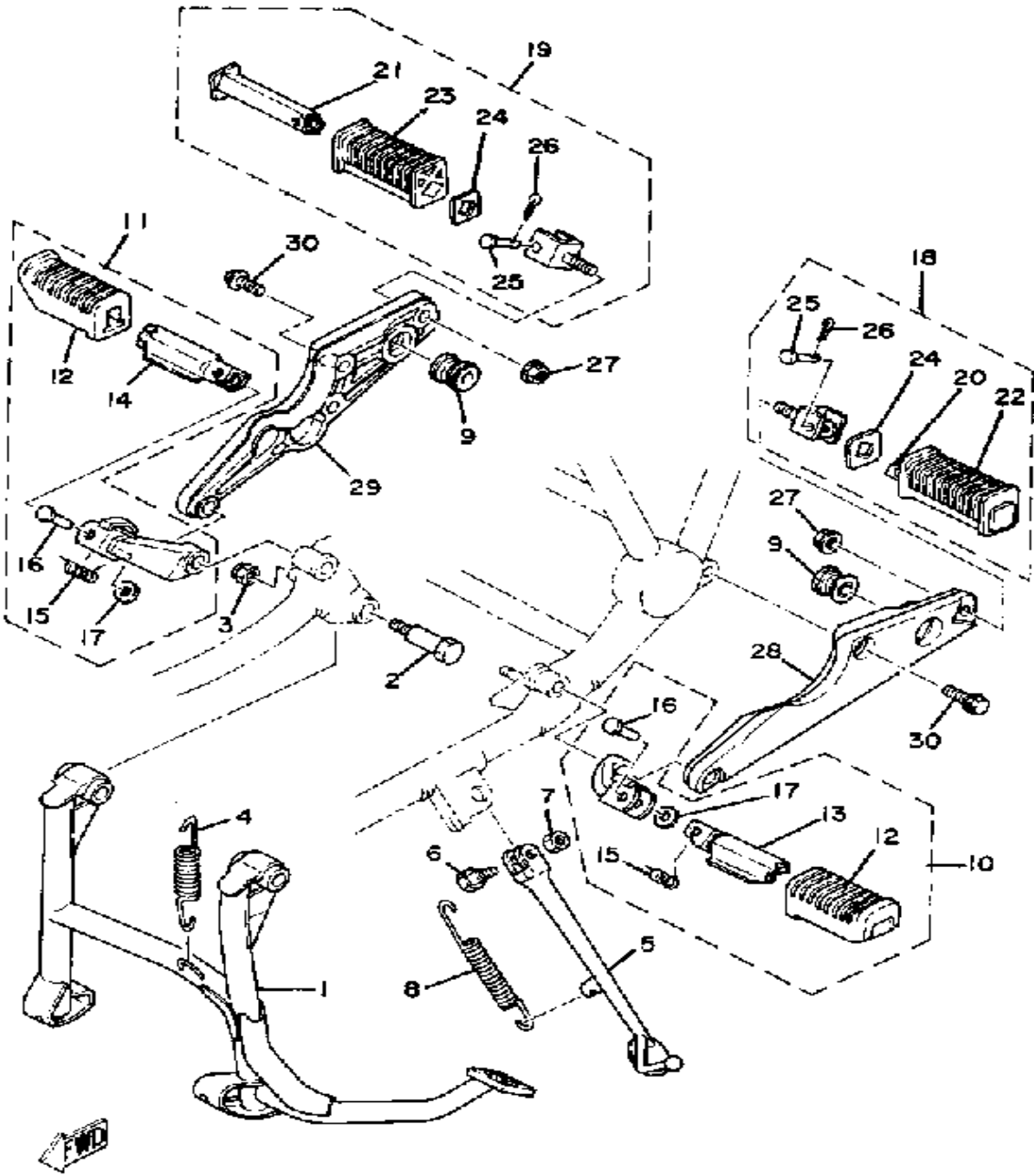
# STAND-FOOTREST



Ref. No.	Part Number	Description	Qty	Remarks
1	3H3-27111-01-00	STAND, MAIN	1	
2	90109-10440-00	BOLT	2	
3	95601-10100-00	NUT, U (95602-10100-00)	2	
4	90506-45199-00	SPRING, TENSION	1	
5	(3H3-27311-00-00)	STAND, SIDE	1	
6	90109-103A1-00	BOLT	1	
7	95303-10700-00	NUT	1	
8	90506-28146-00	SPRING, TENSION	1	
9	3H3-27414-00-00	DAMPER, FOOTREST	2	
10	3H3-27410-00-00	FRT FOOTREST ASSEMBLY L	1	
11	3H3-27420-00-00	FRT FOOTREST ASSEMBLY R	1	USA ONLY
12	4L0-27423-00-00	. COVER, FOOTREST	2	
13	3CK-27451-00-00	. FOOTREST	1	
14	3N6-27461-00-00	. FOOTREST	1	
15	90508-20023-00	. SPRING, TORSION	2	
16	90243-08006-00	. PIN	2	
17	90201-06042-00	. WASHER, PLATE	2	
18	2H7-27430-00-00	RR FOOTREST ASSEMBLY 1	1	
19	2H7-27440-00-00	RR FOOTREST ASSEMBLY 2	1	
20	447-27431-00-00	. FOOTREST, REAR 1	1	
21	447-27441-00-00	. FOOTREST, REAR 2	1	
22	1J7-27433-00-00	. COVER, RR FOOTREST	1	
23	1J7-27444-00-00	. COVER, RR FOOTREST	1	
24	90209-18070-00	. WASHER, SPECL SHAP	2	
25	91701-06035-00	. PIN, CLEVIS	2	
26	91490-16020-00	. PIN, COTTER	2	
27	90179-10247-00	NUT	2	
28	3H3-27442-01-00	BRACKET 2	1	
29	3H3-27443-01-00	BRACKET 3	1	

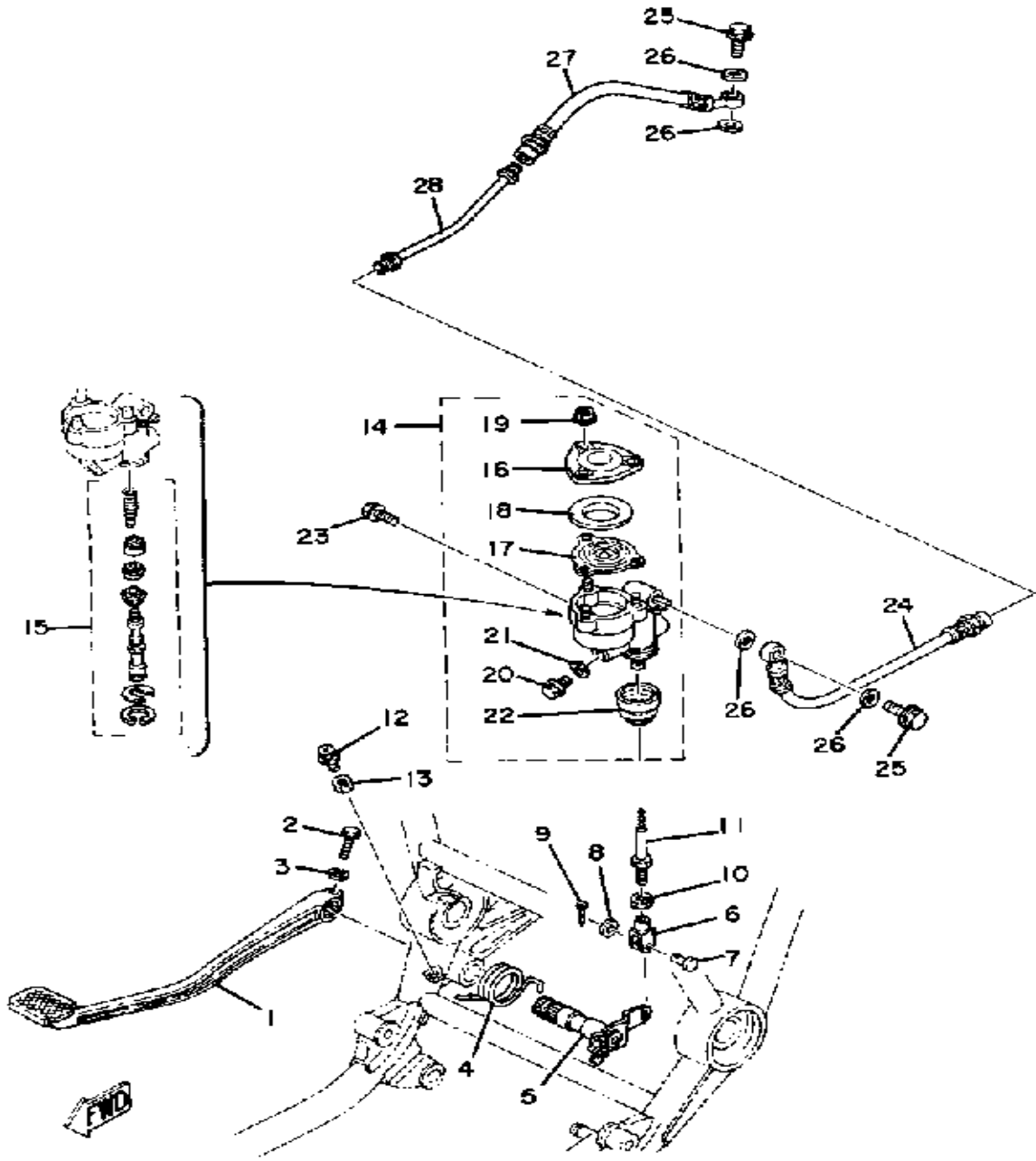
CONTINUED ON NEXT FRAME ►

# STAND-FOOTREST



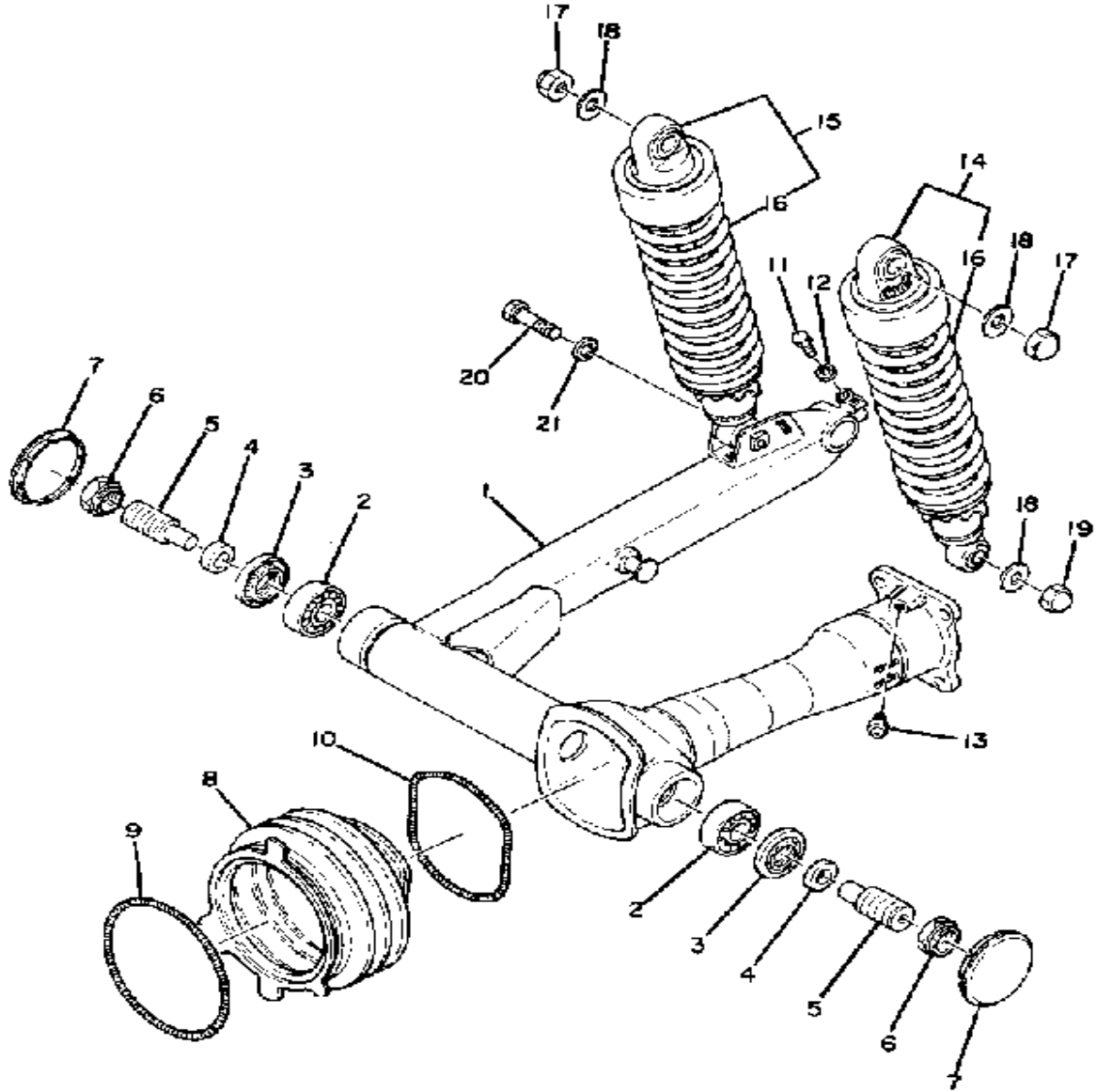
Ref. No.	Part Number	Description	Qty	Remarks
30	90105-10115-00	BOLT, WASHER BASED (90105-10739-00 )	3	

# BRAKE PEDAL - REAR MASTER CYLINDER



Ref. No.	Part Number	Description	Qty	Remarks
1	3H3-27211-00-93	PEDAL, BRAKE	1	
2	90109-06468-00	BOLT	1	
3	92995-06100-00	WASHER, SPRING	1	
4	90508-45396-00	SPRING, TORSION	1	
5	(3H3-27212-00-00)	SHAFT, BRAKE PEDAL	1	
6	1J3-27222-01-00	JOINT	1	
7	90240-08013-00	PIN, CLEVIS	1	
8	90201-08083-00	WASHER, PLATE	1	
9	91490-16020-00	PIN, COTTER	1	
10	95303-08700-00	NUT	1	
11	1A1-27231-01-00	ROD, BRAKE	1	
12	90153-06008-00	SCREW, HEXAGON	1	
13	90170-06184-00	NUT, HEXAGON	1	
14	2H7-25850-51-00	MSTR CYLINDER ASSEMBLY	1	
15	2H7-W0042-00-00	. CYLINDER KIT, MASTER	1	
16	1J3-25852-52-00	. CAP, RESERVOIR	1	
17	1J3-25854-51-00	. DIAPHRAGM RESERVOR	1	
18	1J3-25855-51-00	. BUSH, DIAPHRAGM	1	
19	95701-05500-00	. NUT, FLANGE	3	
20	90153-10015-00	. SCREW, hexagon	1	
21	90201-10610-00	. WASHER, plate	1	
22	1J3-25862-51-00	. BOOT, master cylinder	1	
23	90105-08109-00	BOLT, washer based	2	M8-20L
24	2H7-25874-01-00	HOSE, BRAKE	1	
25	90401-10034-00	BOLT, UNION	2	
26	90201-10118-00	WASHER, PLATE	4	
27	2H7-25874-50-00	HOSE, BRAKE	1	
28	2H7-25871-00-00	PIPE, BRAKE	1	

# REAR ARM-REAR CUSHION

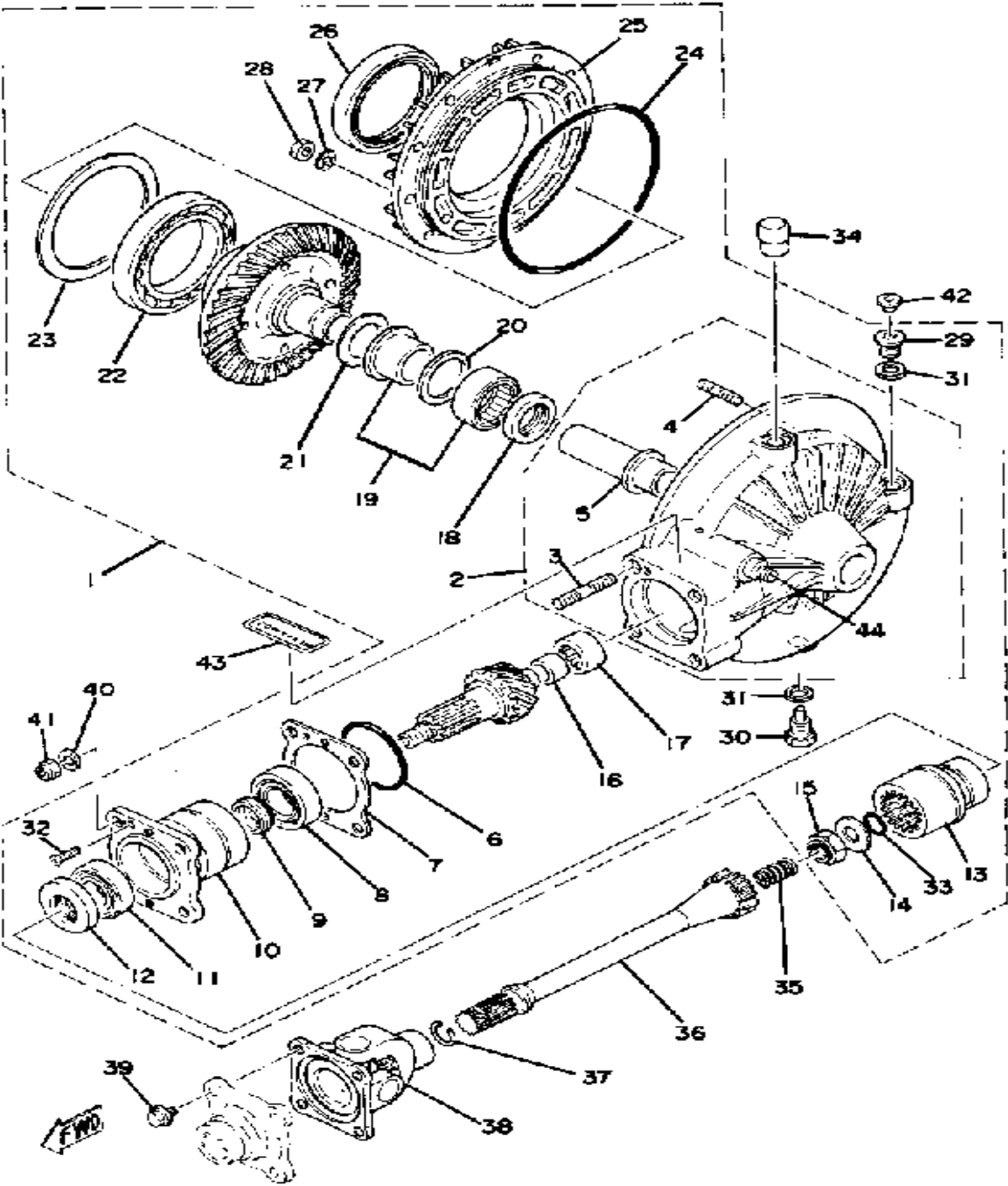


Ref. No.	Part Number	Description	Qty	Remarks
1	(3H3-22110-00-98)	REAR ARM	1	YAMAHA BLACK
2	93332-00010-00	BEARING	2	
3	93102-25017-00	OIL SEAL	2	
4	90387-17543-00	COLLAR	2	
5	1J7-22141-00-00	SHAFT, PIVOT	2	
6	1J7-22143-00-00	NUT	2	
7	2H7-2219X-00-00	COVER	2	
8	2H7-22189-00-00	BOOT, RUBBER	1	
9	90506-07136-00	SPRING, TENSION	1	
10	90506-07135-00	SPRING, TENSION	1	
11	97313-08035-00	BOLT, HEXAGON	1	
12	92990-08100-00	WASHER	1	
13	93700-06M03-00	NIPPLE, GREASE	1	
14	(3H3-22210-00-00)	SHK/ABS ASSEMBLY, REAR	1	
15	(3H3-22210-10-00)	SHK/ABS ASSEMBLY, REAR	1	
16	(3H3-22212-00-00)	SPRING	2	
17	90176-10009-00	NUT, CROWN	2	
18	90201-10696-00	WASHER, plate	3	
19	90176-10013-00	NUT, CROWN	1	
20	90106-10030-00	BOLT, DOME HEAD	1	
21	92990-10100-00	WASHER, SPRING	1	

FWG



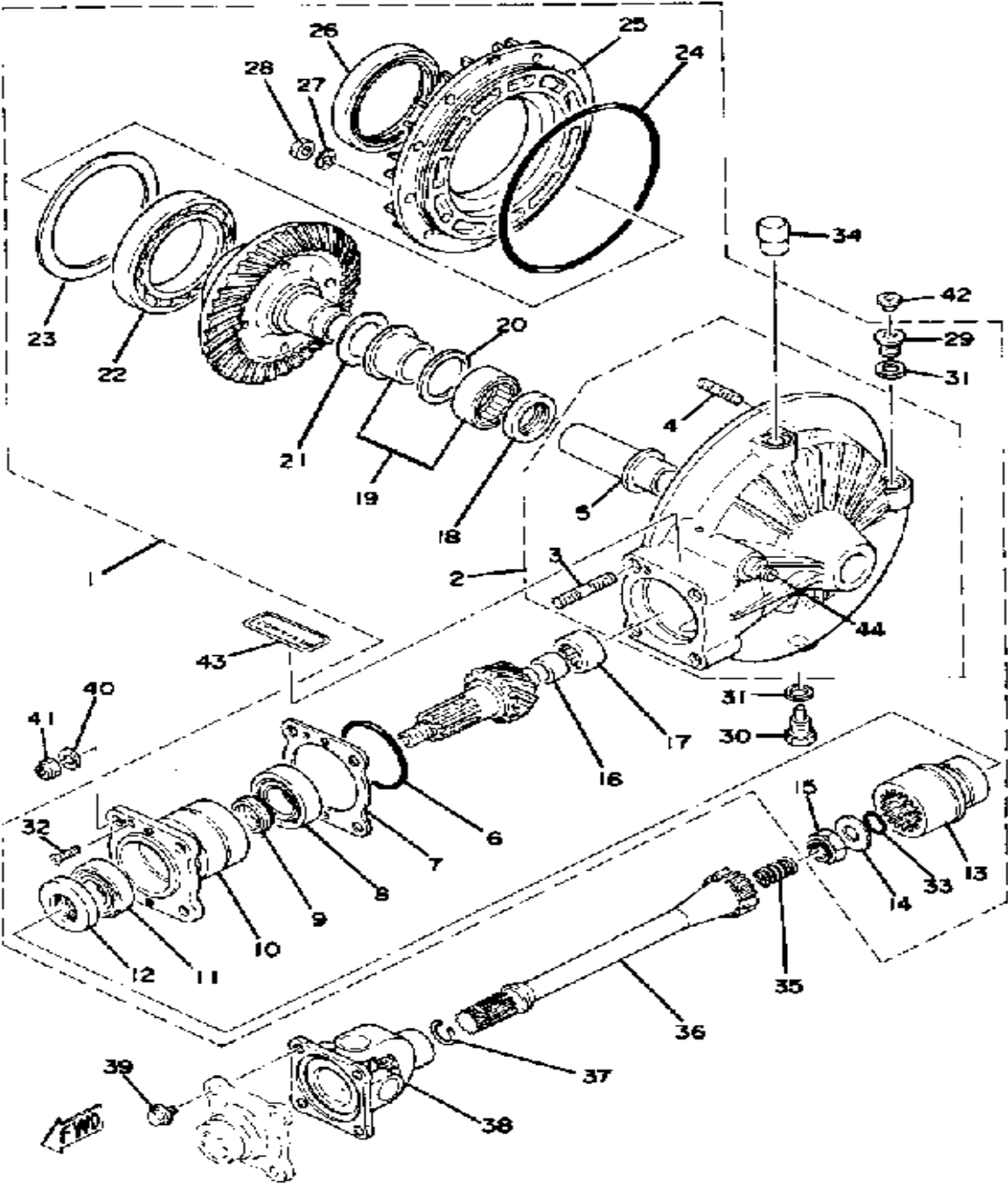
# FINAL DRIVE GEAR-DRIVE SHAFT



Ref. No.	Part Number	Description	Qty	Remarks
1	(2H7-46101-N0-00)	RR AXL GR CASE ASSEMBLY	1	
2	(2H7-46150-00-00)	HOUSING, DR SHAFT	1	
3	(90116-10248-00)	BOLT, STUD	4	M10-50L
4	90116-08247-00	.. BOLT, STUD	10	M8-34L
5	1J7-46153-Y0-00	.. COLLAR, GUIDE	1	
6	93210-58346-00	. O-RING	1	
7	1J7-46127-Y0-30	. SHIM (0.35T)	1	U.R.
	1J7-46127-Y0-40	. SHIM (0.40T)	1	U.R.
	1J7-46127-Y0-45	. SHIM (0.45T)	1	U.R.
	1J7-46127-Y0-50	. SHIM (0.50T)	1	U.R.
8	93332-00027-00	. BEARING, TAPRD # 2	1	
9	1J7-46129-Y1-00	. SPACER, EXPANSION	1	
10	2H7-46124-01-00	. HOUSING, BEARING	1	
11	93332-00001-00	. BEARING	1	
12	93101-38086-00	. OIL SEAL	1	
13	2H7-46123-00-00	. COUPLING, GEAR	1	
14	90201-14664-00	. WASHER, PLATE	1	
15	90185-14070-00	. NUT, SELF-LOCKING	1	
16	2H7-46122-00-00	. RACE, INNER	1	
17	93317-41510-00	. BEARING	1	
18	93101-30084-00	. OIL SEAL	1	
19	1J7-46106-N0-00	. BEARING ASSEMBLY	1	
20	1J7-46118-Y0-18	. WASHER, THRUST	1	U.R.
	1J7-46118-Y0-19	. WASHER, THRUST	1	U.R.
	1J7-46118-Y0-21	. WASHER, THRUST	1	U.R.
	4H1-25327-00-00	. COVER, PLATE	1	U.R.
21	(1J7-46119-Y0-10)	SHIM, THRUST	1	U.R.
	(1J7-46119-Y0-20)	SHIM, THRUST	1	U.R.
22	93316-01403-00	. BEARING	1	

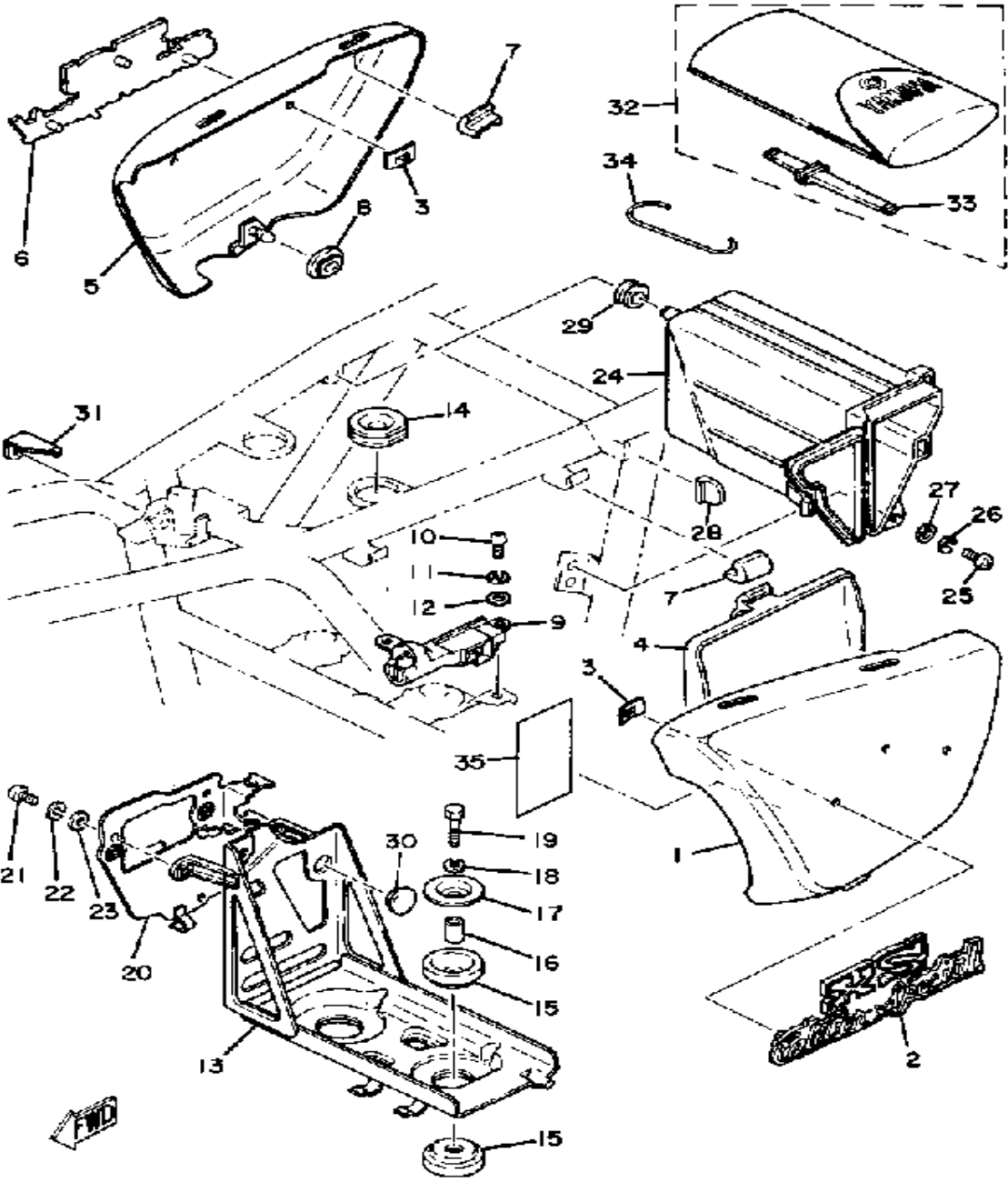
CONTINUED ON NEXT FRAME ►

# FINAL DRIVE GEAR-DRIVE SHAFT



Ref. No.	Part Number	Description	Qty	Remarks
23	1J7-46117-Y0-30	. SHIM, RING GEAR (0.30T) ...	1	U.R.
	1J7-46117-Y0-35	. SHIM, RING GEAR .....	1	U.R.
	1J7-46117-Y0-40	. SHIM, RING GEAR (0.40T) ...	1	U.R.
	1J7-46117-Y0-50	. SHIM, RING GEAR (0.50T) ...	1	U.R.
24	93211-44348-00	. O-RING .....	1	
25	(2H7-46152-00-00)	HOUSING, BEARING .....	1	
26	93102-70167-00	. OIL SEAL .....	1	
27	92990-10100-00	. WASHER, SPRING .....	10	
28	95333-08600-00	. NUT .....	10	
29	90340-14046-00	. PLUG, STRAIGHT SCREW ...	1	
30	90340-14118-00	. PLUG, STRAIGHT .....	1	
31	214-11198-01-00	. GASKET .....	2	
32	98703-05018-00	. SCREW, FLAT HEAD (98701-05018-00) .....	1	
33	93210-14359-00	. O-RING .....	1	
34	2H7-17590-00-00	BREATHER COMP. ....	1	
35	90501-16491-00	SPRING, COMPRESSION .....	1	
36	(2H7-46172-00-00)	SHAFT, DRIVE .....	1	
37	90468-12088-00	CLIP .....	1	
38	2H7-46180-00-00	CROSS JOINT .....	1	
39	90105-08155-00	BOLT, WASHER BASED .....	4	
40	92990-10100-00	WASHER, SPRING .....	4	
41	95611-10100-00	NUT, U .....	4	
42	341-23469-00-00	CAP, BOLT .....	1	
43	1J7-46181-11-00	LABEL, OIL CAUTION .....	1	
44	90116-10249-00	BOLT, STUD .....	1	

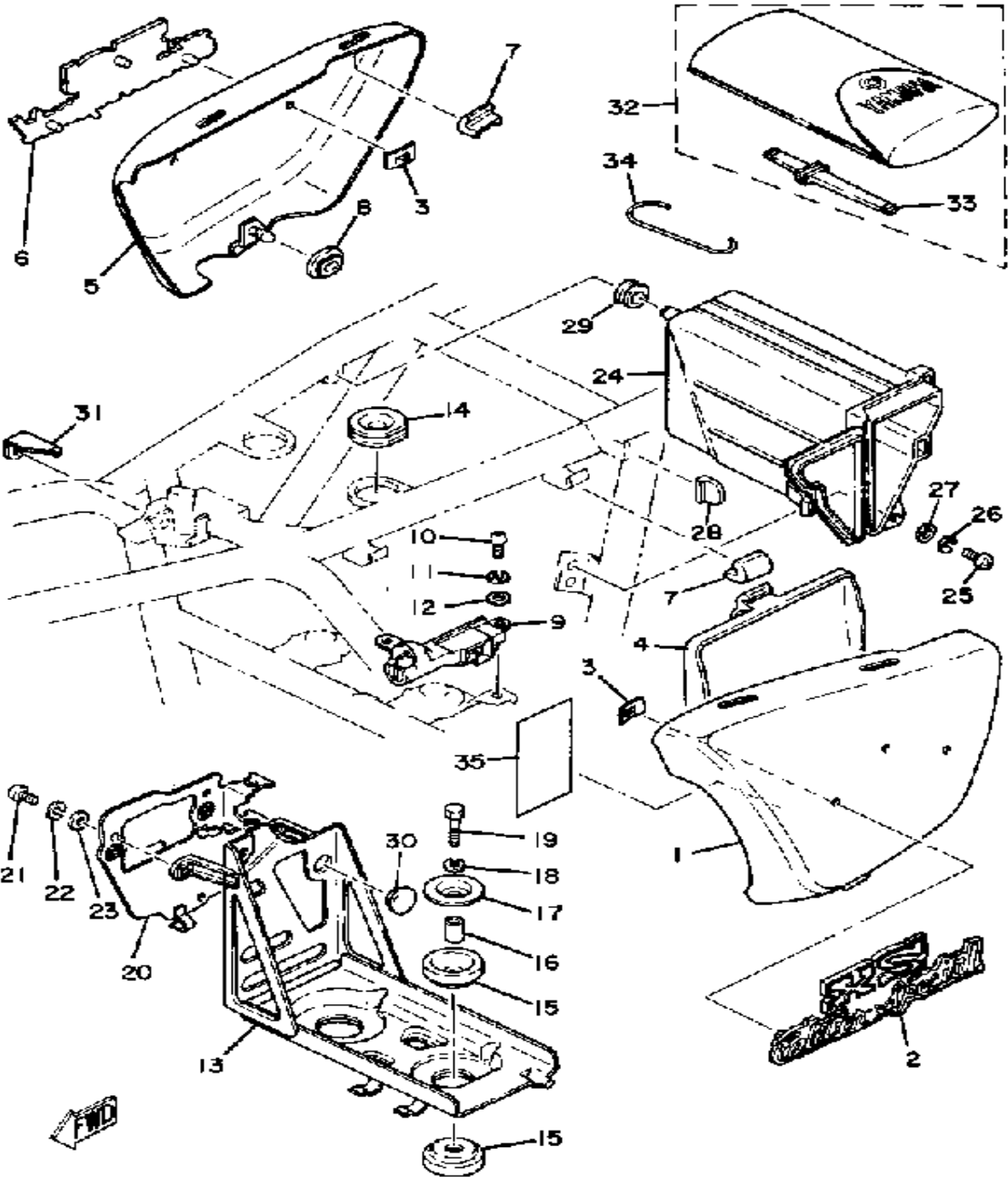
# SIDE COVER-BATTERY BOX



Ref. No.	Part Number	Description	Qty	Remarks
1	(3H3-21711-00-H9)	COVER, SIDE 1	1	BLACK GOLD
	3H3-21711-00-E9	COVER, SIDE 1	1	CARMINE RED
2	3H3-21781-00-00	EMBLEM 1	1	
3	90183-04012-00	NUT, SPRING	6	
4	2H7-28185-00-00	LID	1	
5	3H3-21721-00-E9	COVER, SIDE 2	1	CARMINE RED
	3H3-21721-00-H9	COVER, SIDE 2	1	BLACK GOLD
6	3H3-21782-00-00	EMBLEM 2	1	
7	2H7-21717-00-00	DAMPER	4	
8	90480-01401-00	GROMMET	1	
9	(4H3-21708-00-00)	SIDE CVR LOCK ASSEMBLY	1	
10	98506-06014-00	SCREW, PAN HEAD (92506-06014)	2	
11	92906-06100-00	WASHER, SPRING	2	
12	92906-06600-00	WASHER	2	
13	(2H7-21170-00-33)	BOX	1	YAMAHA BLACK
14	2H7-21747-00-00	DAMPER	2	
15	2H7-21746-00-00	DAMPER	4	
16	90387-06387-00	COLLAR	2	
17	90209-07170-00	WASHER, SPEC'L SHAP	2	
18	92995-06100-00	WASHER, SPRING	2	
19	97021-06030-00	BOLT	2	
20	(2H7-21543-00-91)	PLATE 1	1	
21	98580-06012-00	SCREW, PAN HEAD	3	
22	92995-06100-00	WASHER, SPRING	3	
23	92901-06600-00	WASHER	3	
24	2H7-21171-01-00	BOX, TOOL	1	
25	98580-06012-00	SCREW, PAN HEAD	1	
26	92995-06100-00	WASHER, SPRING	1	

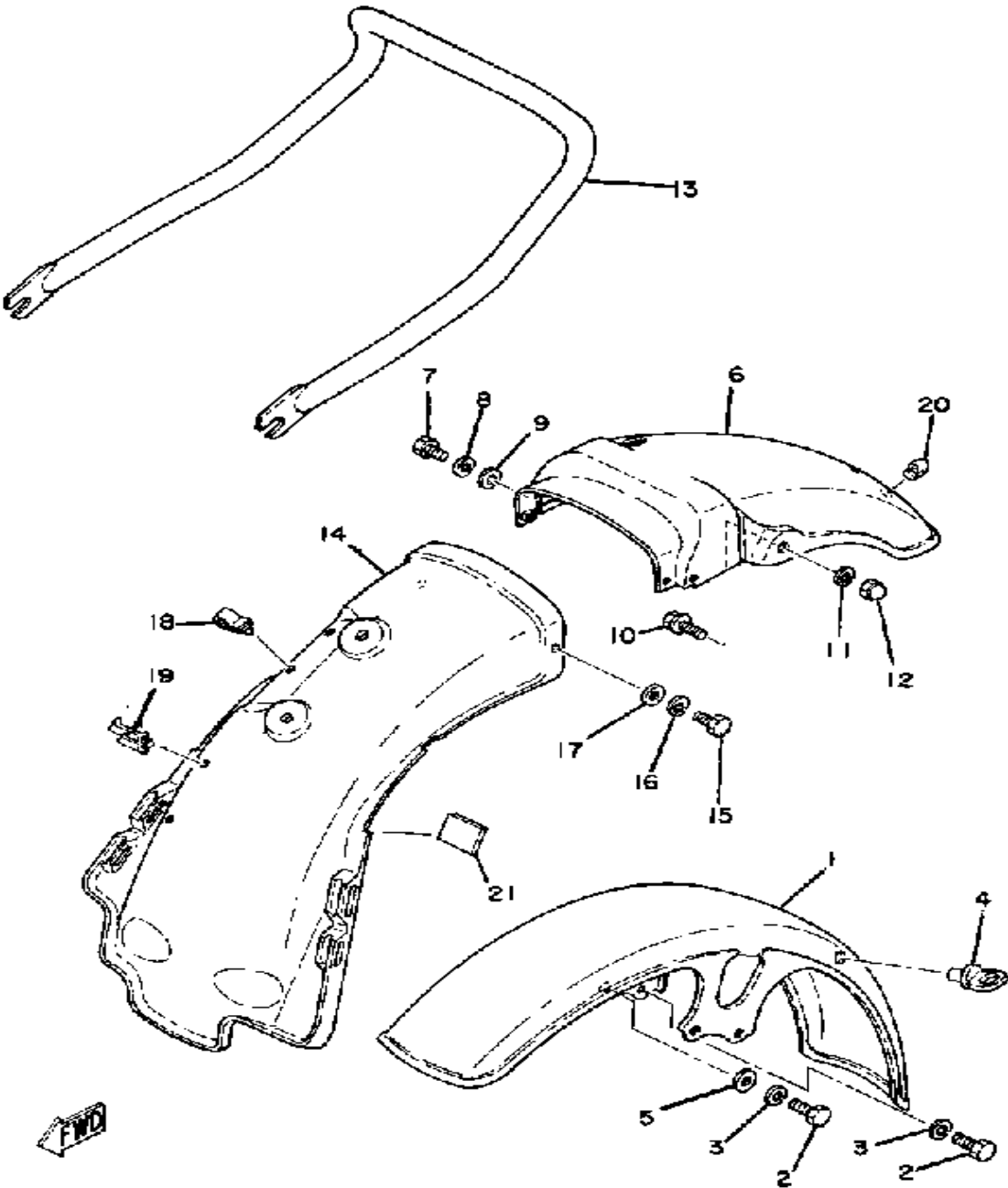
CONTINUED ON NEXT FRAME ►

# SIDE COVER-BATTERY BOX



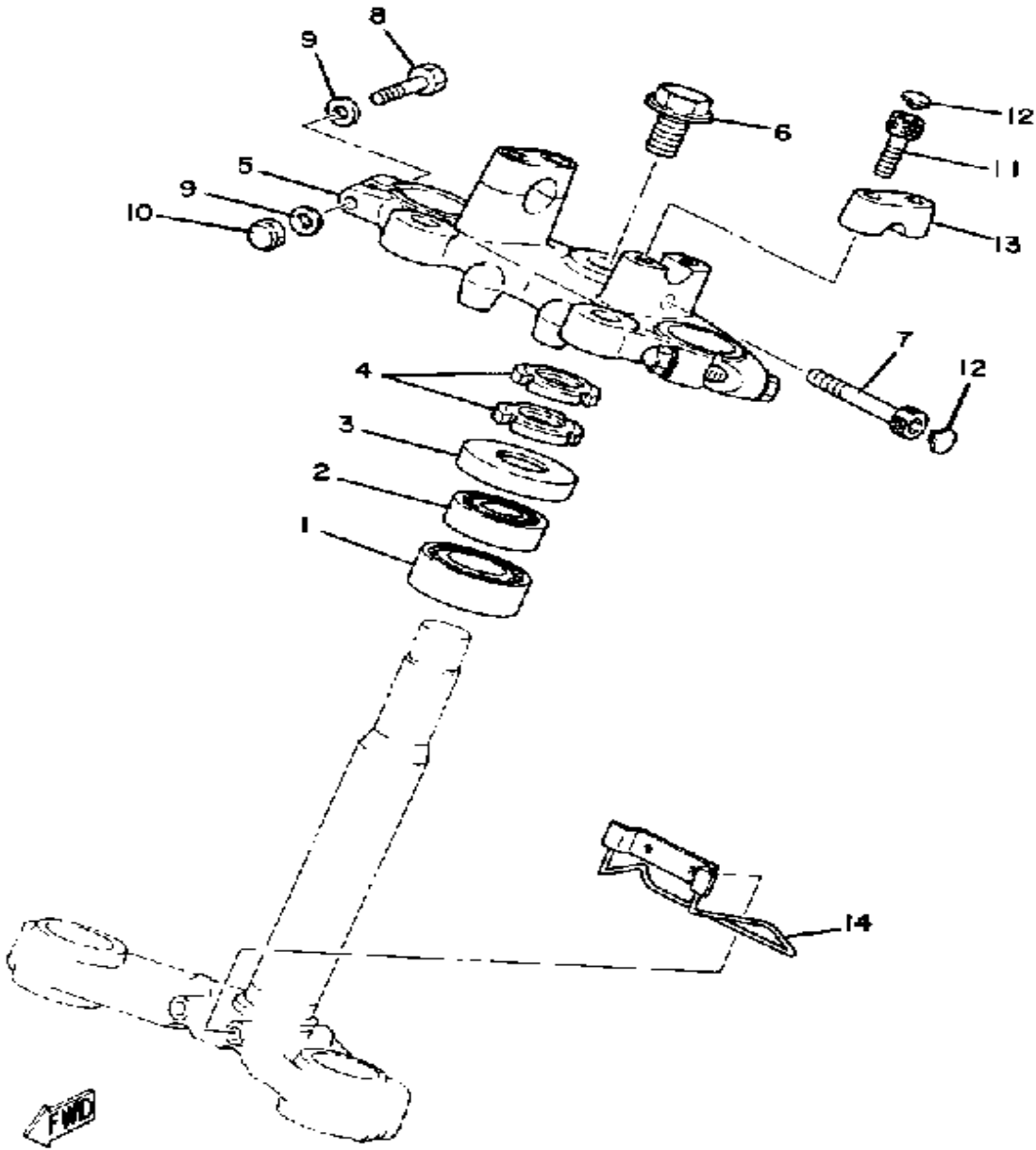
Ref. No.	Part Number	Description	Qty	Remarks
27	90201-06M08-00	WASHER, PLATE	1	
28	90480-16185-00	GROMMET	1	
29	90480-15058-00	GROMMET	1	
30	(90480-17218-00)	GROMMET	1	
31	(2H7-21715-00-00)	WASHER, SPECIAL 1	1	
32	2H7-W2810-00-00	TOOL KIT	1	
33	2H7-2815A-00-00	. GAUGE, OIL LEVEL	1	FOR MIDDLE AND FINAL GEAR CASE
34	3H3-2814A-00-00	WIRE, HOOK	1	
35	(2H7-21683-00-00)	PLATE, SPEC	1	

# FRONT FENDER-REAR FENDER



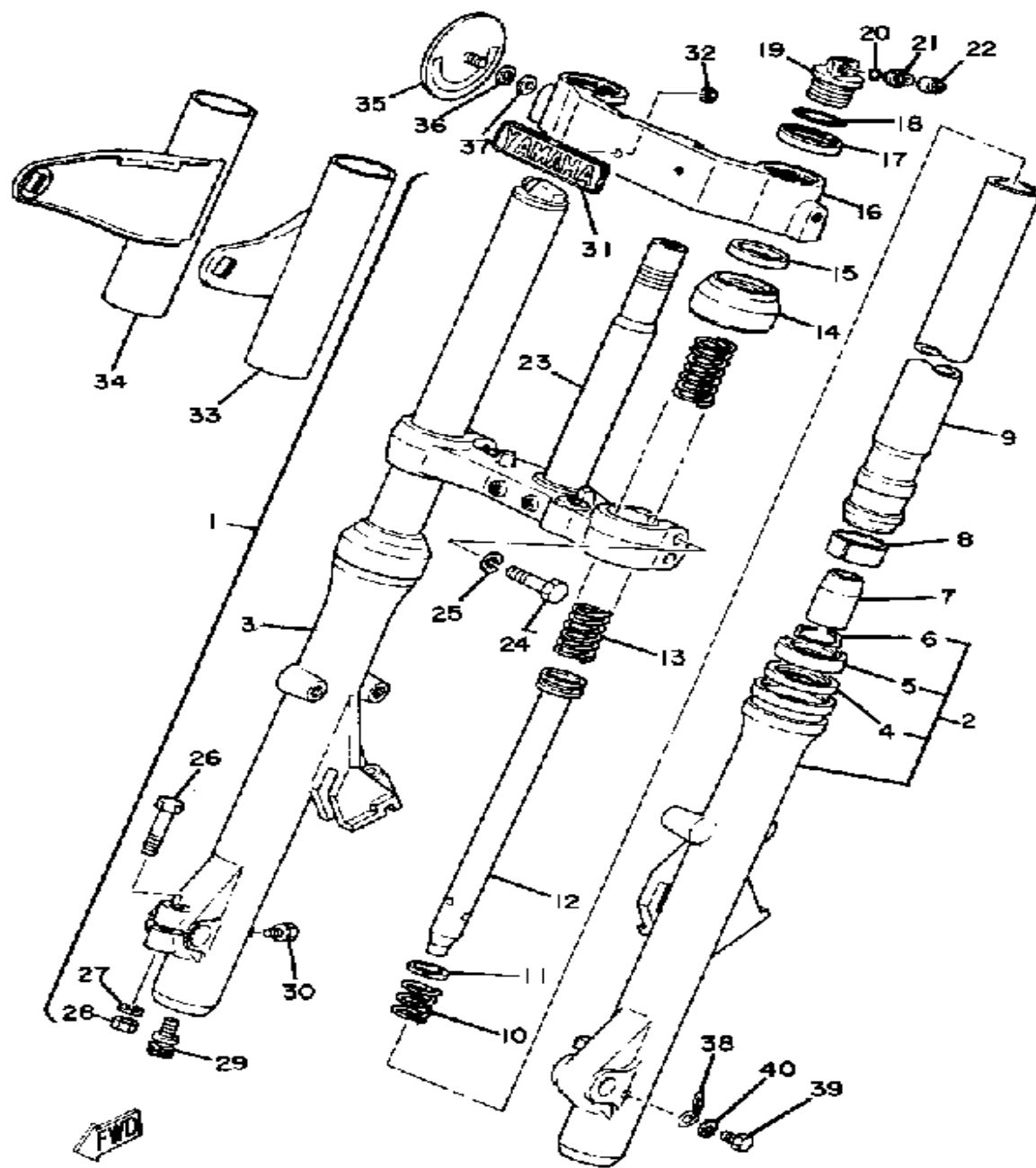
Ref. No.	Part Number	Description	Qty	Remarks
1	3H3-21511-00-93	FENDER, FRONT	1	
2	97313-08020-00	BOLT, HEXAGON	4	
3	92990-08100-00	WASHER	4	
4	1A0-21518-00-00	HOLDER, CABLE	1	
5	90201-08100-00	WASHER, PLATE	2	
6	3H3-21610-00-93	FENDER, REAR	1	
7	97011-06016-00	BOLT	2	
8	92995-06100-00	WASHER, SPRING	2	
9	92901-06600-00	WASHER	2	
10	95811-10020-00	BOLT, FLANGE (95822-10020-00)	2	
11	92990-10100-00	WASHER, SPRING	2	
12	90176-10013-00	NUT, CROWN	2	
13	(3H3-21645-00-00)	STAY, REAR	1	
14	3H3-21629-00-00	GUARD, MUD	1	
15	97013-06012-00	BOLT	2	
16	92995-06100-00	WASHER, SPRING	2	
17	90201-06M08-00	WASHER, PLATE	2	
18	90464-12027-00	CLAMP	2	
19	90464-16021-00	CLAMP	3	
20	2MG-21639-00-00	DAMPER 2	1	
21	2H7-21628-00-00	DAMPER 1 (4U5-2317J-00)	1	

# STEERING



Ref. No.	Part Number	Description	Qty	Remarks
1	93332-00008-00	BEARING .....	1	
2	93332-00001-00	BEARING .....	1	
3	1J7-23415-00-00	COVER, BALL RACE 1 .....	1	
4	90179-25033-00	NUT .....	2	
5	3H3-23435-00-98	CROWN, HANDLE .....	1	LOW GLOSS BLK
6	90105-14102-00	BOLT, WASHER BASED .....	1	
7	91316-08040-00	BOLT, SOCKET HEAD .....	1	
8	97313-08055-00	BOLT, HEXAGON .....	2	
9	92901-08600-00	WASHER .....	4	
10	95303-08800-00	NUT (CROWN) (95301-08800) .	2	
11	4H3-27418-00-00	PIN (360-23452-00) (90110-08008) .....	4	
12	341-23469-00-00	CAP, BOLT .....	5	
13	360-23441-01-98	. HOLDER, HANDLE UPR .....	1	
	91316-08025-00	. BOLT, SOCKET HEAD .....	2	
	99999-01112-00	HOLDER, HANDLE UP .....	2	LOW GLOSS BLK
14	(1J7-26399-00-00)	GUIDE, CABLE .....	1	

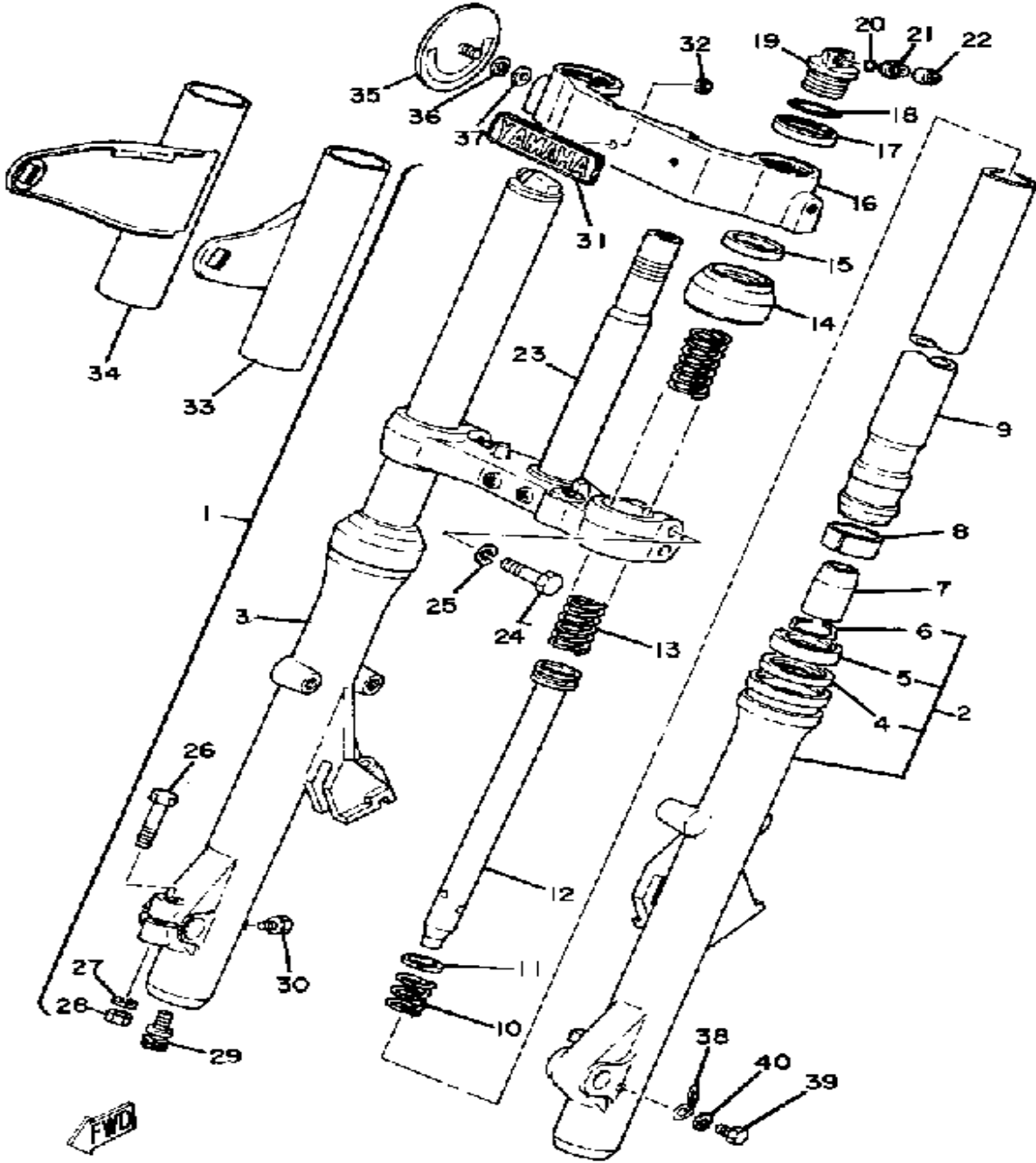
# FRONT FORK



Ref. No.	Part Number	Description	Qty	Remarks
1	(3H3-23101-00-00)	FRONT FORK ASSEMBLY	1	
2	(3J6-23126-00-00)	TUBE, OUTER 1	1	
3	(3J6-23136-00-00)	TUBE, OUTER 2	1	
4	3H3-23146-00-00	.. WASHER, OIL SEAL	2	
5	3J6-23145-00-00	.. OIL SEAL	2	
6	34X-23156-00-00	.. CLIP, OIL SEAL	2	
7	(1J3-23166-00-00)	SPACER, OIL LOCK	2	
8	3H3-23135-00-00	. METAL, SLIDE 2	2	
9	5K7-23110-00-00	. INNER TUBE 1	2	
10	1J3-23151-00-00	. SPRING, REBOUND	2	
11	1T4-23157-01-00	. RING, PISTON FRTRFRK (2F3-23157-00)	2	
12	3H3-23170-00-00	. CYLINDER, FRTRFRK	2	
13	(3H3-23141-00-00)	SPRING, FRONT FORK	2	
14	10M-23144-00-00	. SEAL, DUST	2	
15	3H3-23163-00-00	. GASKET	2	
16	3H3-23122-00-00	. COVER, OUTER 1	1	
17	3H3-23115-00-00	. GUIDE, COVER UPPER	2	
18	3H3-23114-00-00	. GASKET	2	
19	3H3-23111-00-00	. BOLT, CAP	2	
20	3H3-23147-00-00	. O-RING	2	
21	5K7-23190-00-00	. AIR VALVE	2	
22	27H-23184-00-00	. CAP, AIR VALVE	2	
23	5K7-23340-00-90	. UNDER BRACKET	1	YAMAHA BLACK
24	97313-08040-00	. BOLT, HEXAGON (97322-08040)	4	
25	92990-08100-00	. WASHER	4	
26	2G2-23128-00-00	. BOLT, AXLE HOLDER	1	
27	92990-08100-00	. WASHER	1	

CONTINUED ON NEXT FRAME ►

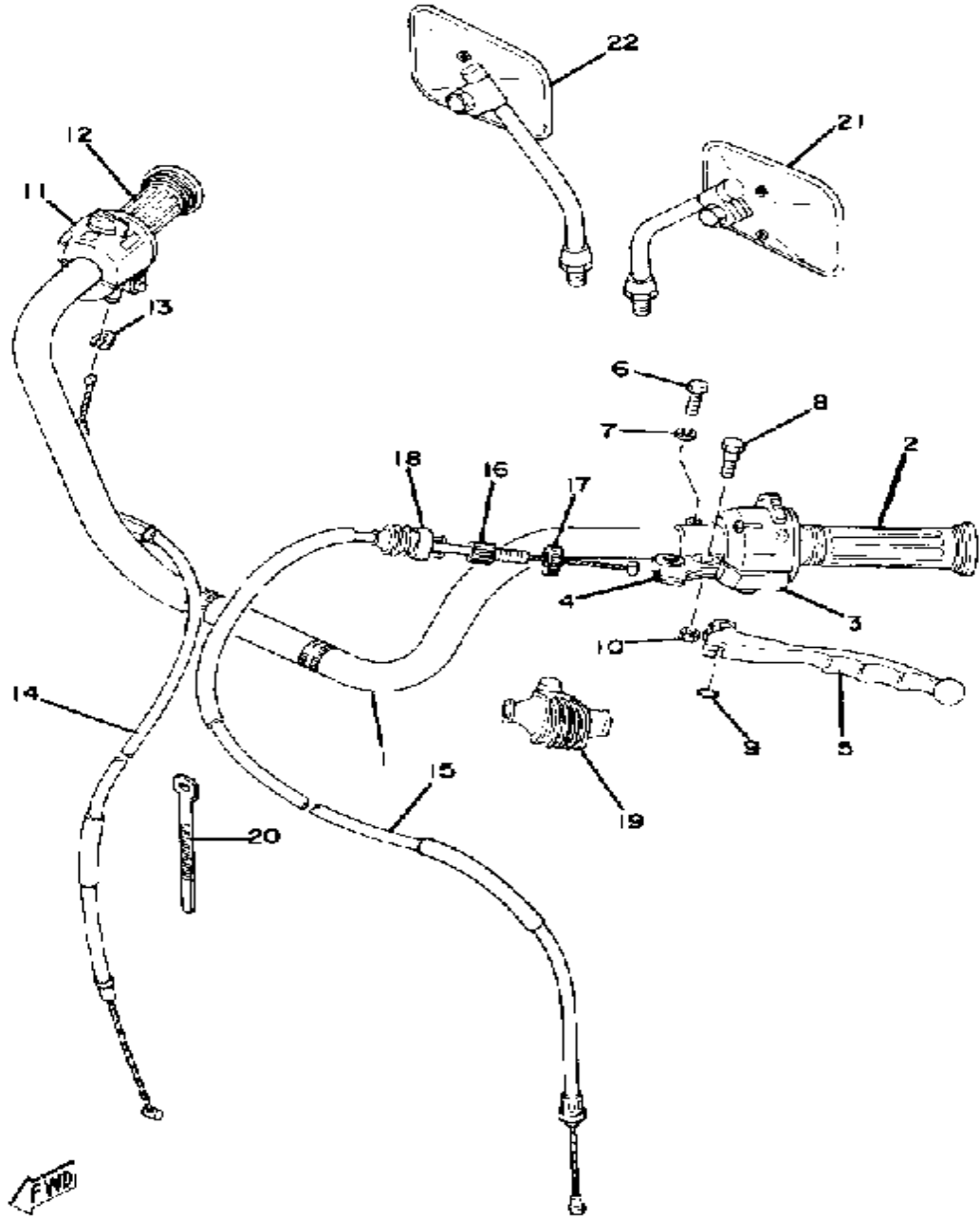
# FRONT FORK



Ref. No.	Part Number	Description	Qty	Remarks
28	95333-08600-00	. NUT .....	1	
29	3M7-23181-00-00	. BOLT, HEX SCKT HEAD ....	2	
30	2A6-23119-00-00	. PLUG, DRAIN .....	2	
31	2M0-23395-00-00	. EMBLEM .....	1	
32	90183-04012-00	. NUT, SPRING .....	2	
33	(3H3-23121-00-93)	COVER, UPPER 1 .....	1	
34	3H3-23131-00-93	COVER, UPPER 2 .....	1	
35	355-85111-01-00	REFLECTOR, FRONT 1 .....	2	
36	92990-05100-00	WASHER, SPRING .....	2	
37	92990-05200-00	WASHER, PLAIN .....	2	
38	4H3-23318-00-00	HOLDER, CABLE 1 .....	1	
39	97013-06012-00	BOLT .....	1	
40	2H7-23141-10-00	SPRING, FRONT FORK .....	2	OPTIONAL PARTS
	92995-06100-00	WASHER, SPRING .....	1	

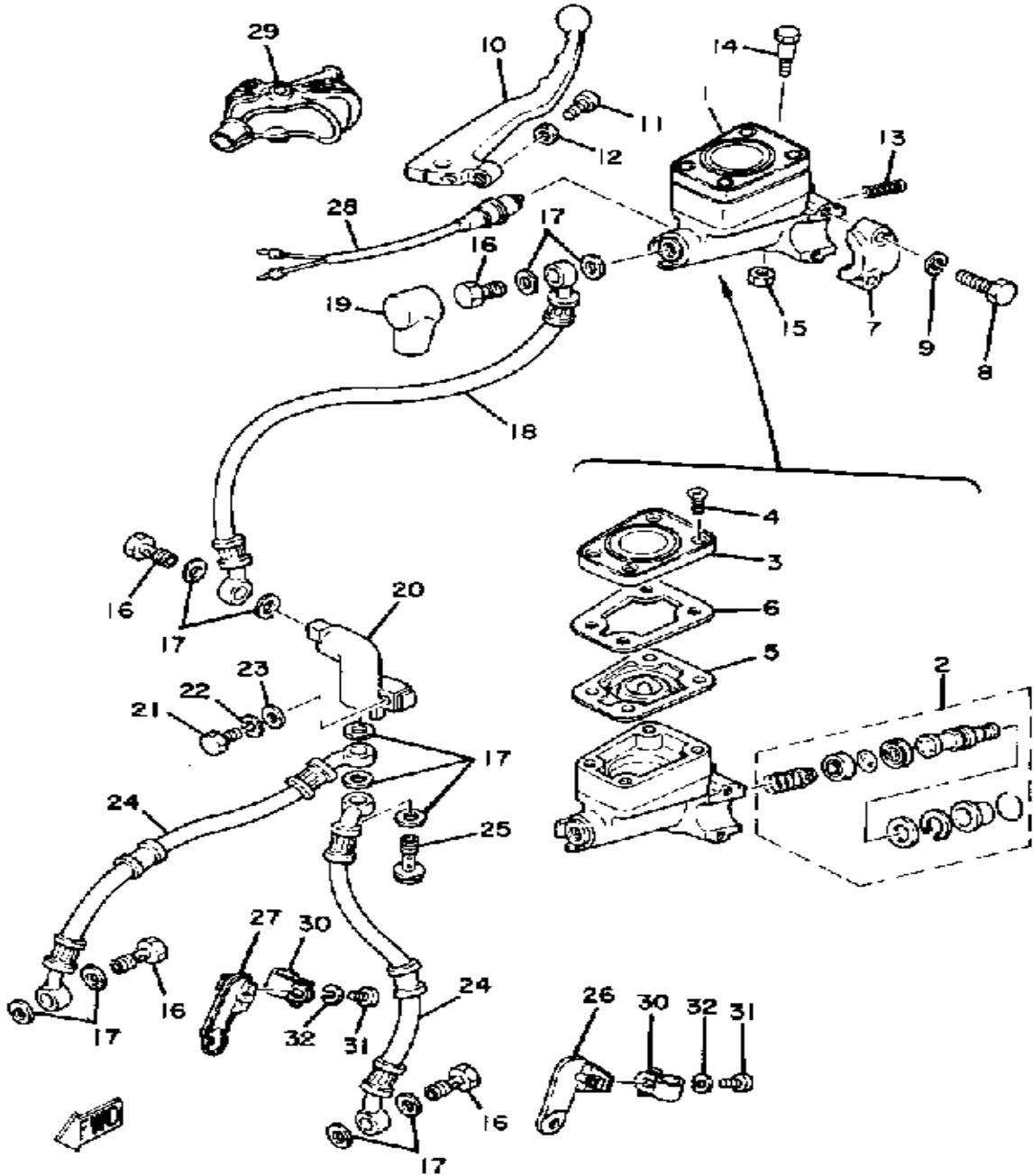


# HANDLE-WIRE



Ref. No.	Part Number	Description	Qty	Remarks
1	3H3-26111-00-00	HANDLEBAR .....	1	
2	2H7-26241-00-00	GRIP LH .....	1	
3	3H3-83973-00-98	SWITCH, HANDLE 3 .....	1	LOW GLOSS BLK
4	341-82911-00-00	HOLDER, LEVER 1 .....	1	LOW GLOSS BLK
5	2H0-83912-30-00	LEVER L .....	1	LOW GLOSS BLK
6	97003-06022-00	BOLT, HEXAGON (97301-06022)	1	
7	92995-06100-00	WASHER, SPRING .....	1	
8	2H7-83945-00-00	BOLT, LEVER .....	1	
9	93210-11368-00	O-RING .....	1	
10	95601-06100-00	NUT, U .....	1	
11	3H3-83975-00-98	SWITCH, HANDLE 2 .....	1	LOW GLOSS BLK
12	2H7-26240-00-00	GRIP ASSEMBLY RH .....	1	
13	584-26393-02-00	HOLDER .....	1	
14	3H3-26311-00-00	CABLE, THROTTLE 1 .....	1	
15	3H3-26335-00-00	CABLE, CLUTCH .....	1	
16	90123-08046-00	BOLT .....	1	
17	90179-08148-00	NUT .....	1	
18	1E6-26342-00-00	BOOT, CABLE .....	1	
19	1E6-26372-00-00	COVER, HANDLE LEVER 1 ...	1	
20	437-83936-01-00	BAND, SWITCH CORD .....	4	
21	2G2-26290-10-00	MIRROR ASSEMBLY LH .....	1	
22	2G2-26290-00-00	MIRROR ASSEMBLY RH .....	1	

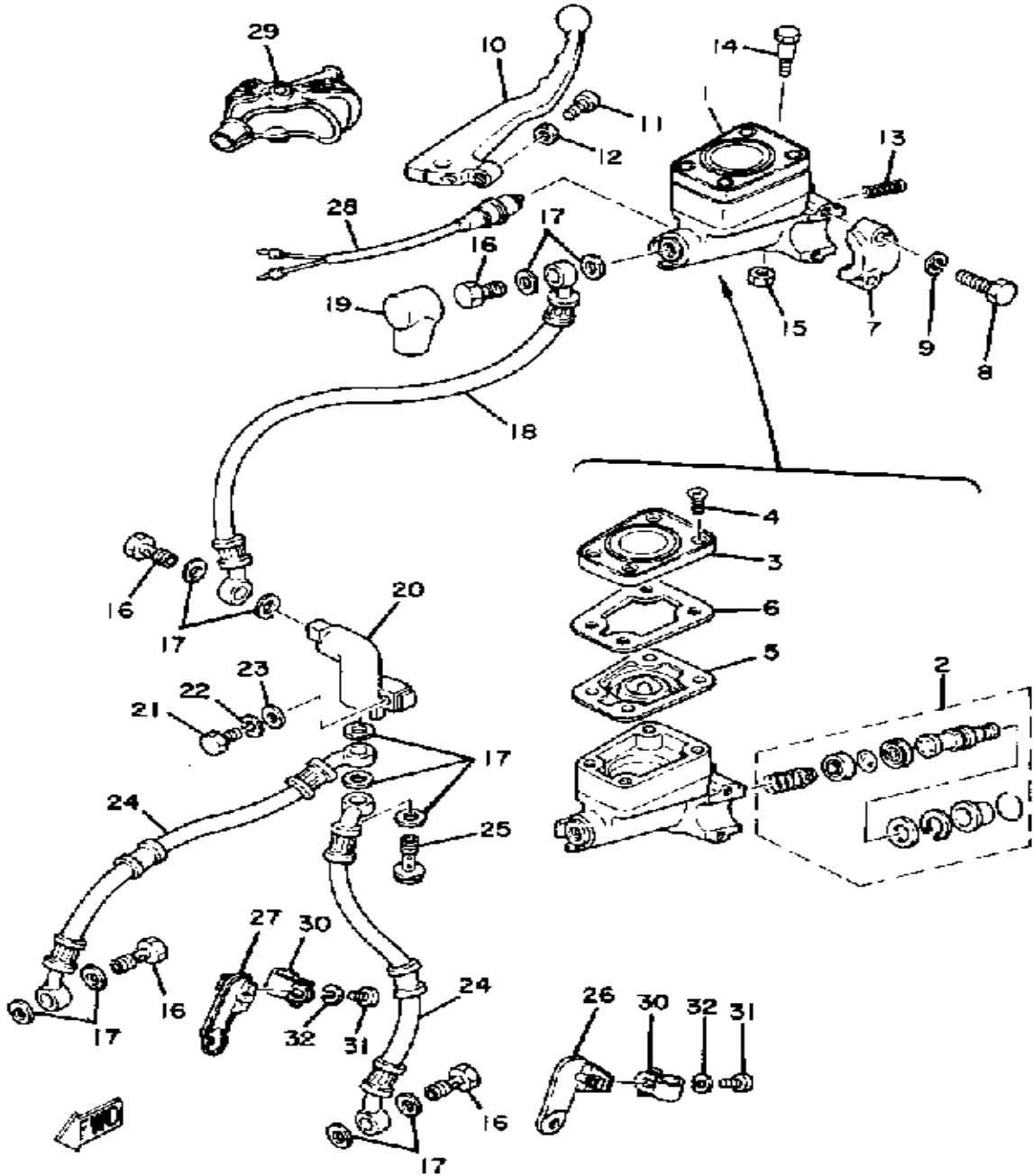
# FRONT MASTER CYLINDER-BRAKE HOSE



Ref. No.	Part Number	Description	Qty	Remarks
1	2G2-25850-01-00	MSTR CYLINDER ASSEMBLY	1	
2	1J3-W0041-20-00	. CYLINDER KIT, MASTER	1	
3	1J3-25852-01-00	. CAP, RESERVOIR	1	
4	2G2-25857-00-00	. SCREW	4	
5	1J3-25854-01-00	. DIAPHRAGM RESERVOR	1	
6	1J3-25855-01-00	. BUSH, DIAPHRAGM	1	
7	1J3-25867-00-00	BRACKET, MASTER CYLINDER (341-25867-00)	1	
8	97313-06025-00	BOLT, HEXAGON	2	
9	92995-06100-00	WASHER, SPRING	2	
10	4L0-83922-00-00	LEVER RH	1	
11	90149-06131-00	SCREW	1	
12	90170-06010-00	NUT	1	
13	90501-10510-00	SPRING, COMPRESSION	1	
14	90109-06465-00	BOLT	1	
15	95601-06100-00	NUT, U	1	
16	90401-10034-00	BOLT, UNION	4	
17	90201-10118-00	WASHER, PLATE	11	
18	2G2-25872-01-00	HOSE, BRAKE 1	1	
19	306-25862-00-00	BOOT, MASTER CYLINDER	1	
20	1J7-25885-01-00	JOINT	1	
21	97011-06025-00	BOLT (97001-06025)	1	
22	92995-06100-00	WASHER, SPRING	1	
23	92901-06600-00	WASHER	1	
24	3H3-25873-00-00	HOSE, BRAKE 2	2	
25	90401-10044-00	BOLT, UNION	1	
26	2H7-25875-00-00	HOLDER, BRKE HOSE 1	1	
27	2H7-25876-00-00	HOLDER, BRKE HOSE 2	1	
28	1A0-83980-30-00	STOP SWITCH ASSEMBLY	1	

CONTINUED ON NEXT FRAME ►

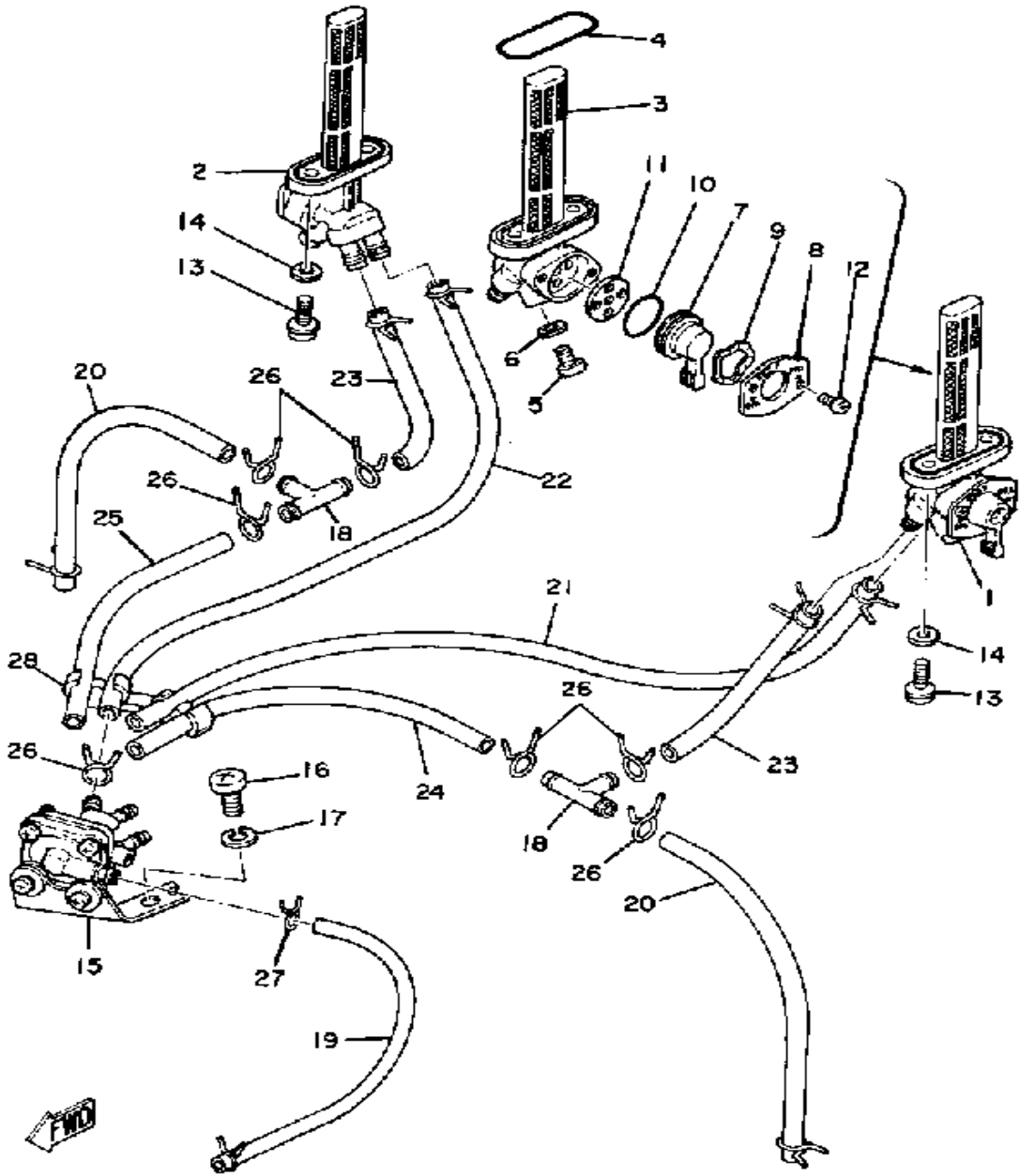
# FRONT MASTER CYLINDER-BRAKE HOSE



Ref. No.	Part Number	Description	Qty	Remarks
29	1T5-26372-00-00	COVER, HANDLE LEVER	1	
30	90461-08031-00	CLAMP	2	
31	98580-06012-00	SCREW, PAN HEAD	2	
32	92995-06100-00	WASHER, SPRING	2	



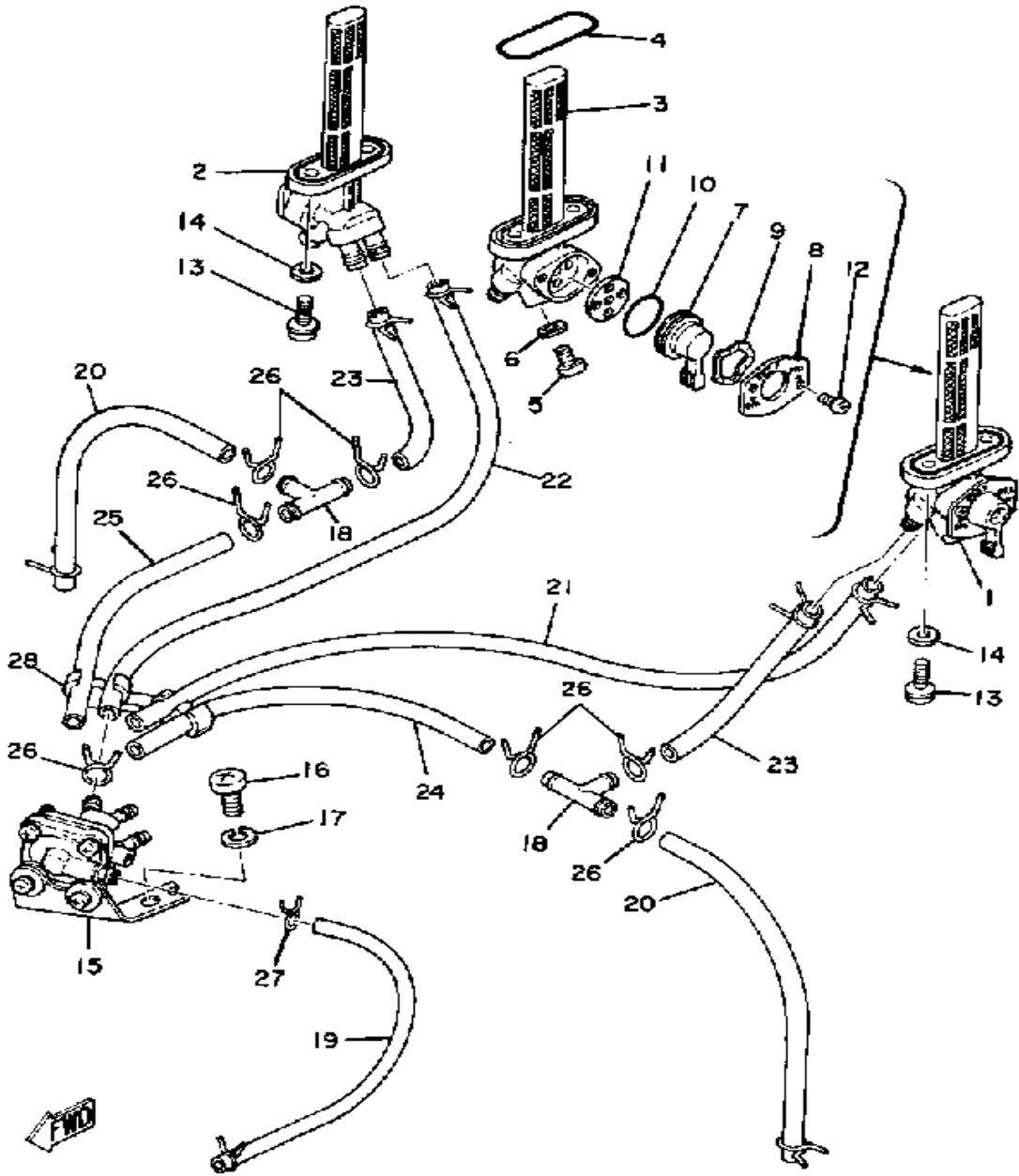
# FUEL COCK - DIAPHRAGM - PIPING



Ref. No.	Part Number	Description	Qty	Remarks
1	3H3-24500-01-00	FUEL COCK ASSEMBLY 1	1	
2	3H3-24510-01-00	FUEL COCK ASSEMBLY 2	1	
3	3Y1-24514-00-00	. NET, FILTER 1	2	
4	2W6-24512-00-00	. O-RING	2	
5	98580-05010-00	. SCREW, PAN HEAD	2	
6	3H3-24522-00-00	. GASKET	2	
7	(3H3-24524-00-00)	LEVER, COCK	1	
	(3H3-24524-10-00)	LEVER, COCK	1	
8	(3H3-24525-00-00)	PLATE, LVR FITTING	1	
	(3H3-24525-10-00)	PLATE, LVR FITTING	1	
9	10L-24518-00-00	. WASHER, wave	2	
10	3H3-24534-00-00	. O-RING	2	
11	3H3-24523-00-00	. VALVE	2	
12	98580-03008-00	. SCREW, PAN HEAD	4	
13	90149-06011-00	SCREW	4	
14	90202-05187-00	WASHER, PLATE	4	
15	3H3-24520-01-00	DIAPHRAGM ASSEMBLY	1	
16	92502-08016-00	SCREW, PAN HEAD 0 2	1	
17	92990-08100-00	WASHER	1	
18	3H3-24376-00-00	PIPE, JOINT 1	2	
19	90445-07219-00	HOSE	1	
20	90445-10345-00	HOSE	2	
21	3H3-24311-00-00	PIPE, FUEL 1	1	
22	3H3-24312-00-00	PIPE 2	1	
23	90445-10625-00	HOSE	2	
24	3H3-24314-00-00	PIPE 4	1	
25	3H3-24315-00-00	PIPE 5	1	
26	90467-09006-00	CLIP	16	
27	90467-07029-00	CLIP	2	

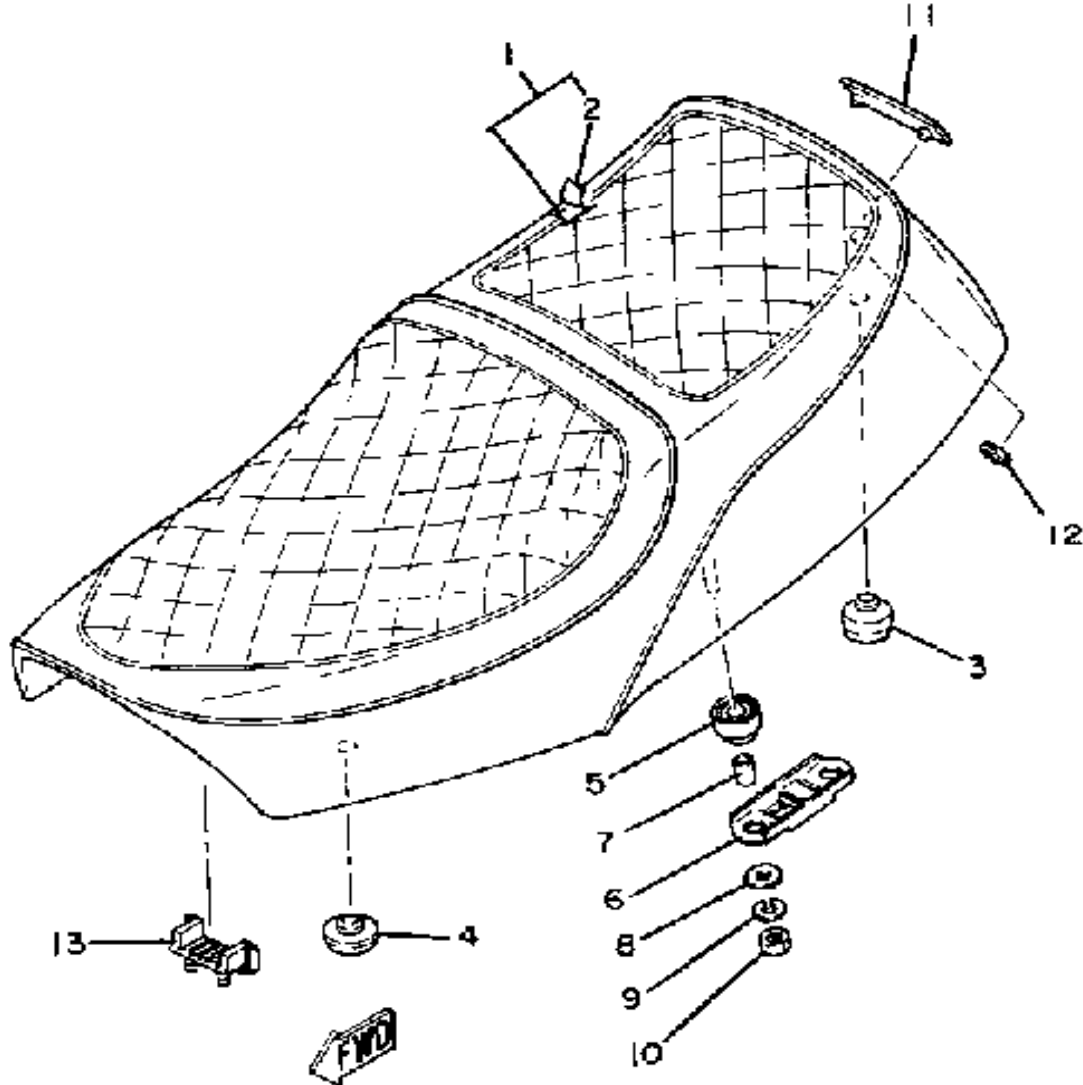
CONTINUED ON NEXT FRAME ➤

# FUEL COCK - DIAPHRAGM - PIPING



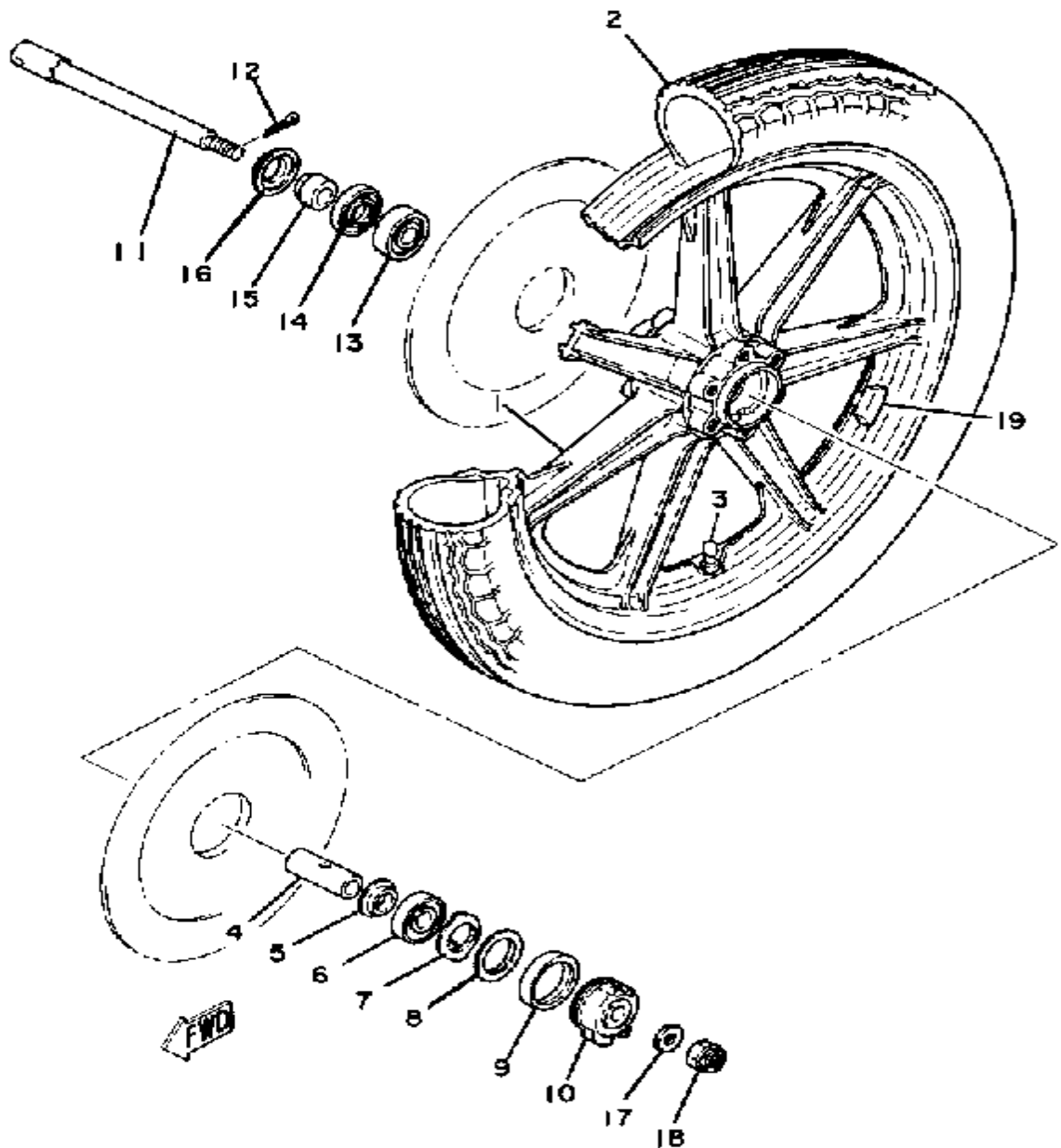
Ref. No.	Part Number	Description	Qty	Remarks
28	(3H3-24366-00-00)	CLAMP, FUEL PIPE 1	1	

# SEAT



Ref. No.	Part Number	Description	Qty	Remarks
1	(3H3-W2472-00-00)	DOUBLE SEAT ASSEMBLY ...	1	
2	(3H3-24731-01-00)	COVER, DOUBLE SEAT .....	1	
3	1T4-24741-00-00	PAD, SEAT .....	2	
4	1L9-24741-00-00	PAD, SEAT .....	4	
5	2H7-24723-00-00	DAMPER, SEAT .....	4	
6	2H7-24738-00-00	BRACKET, SEAT .....	2	
7	90387-06553-00	COLLAR .....	4	
8	90201-063J2-00	WASHER, PLATE .....	4	
9	92995-06100-00	WASHER, SPRING .....	4	
10	95380-06600-00	NUT .....	4	
11	25G-24786-00-00	EMBLEM .....	1	
12	90183-04012-00	NUT, SPRING .....	2	
13	2H7-24724-00-00	DAMPER, SEAT .....	1	

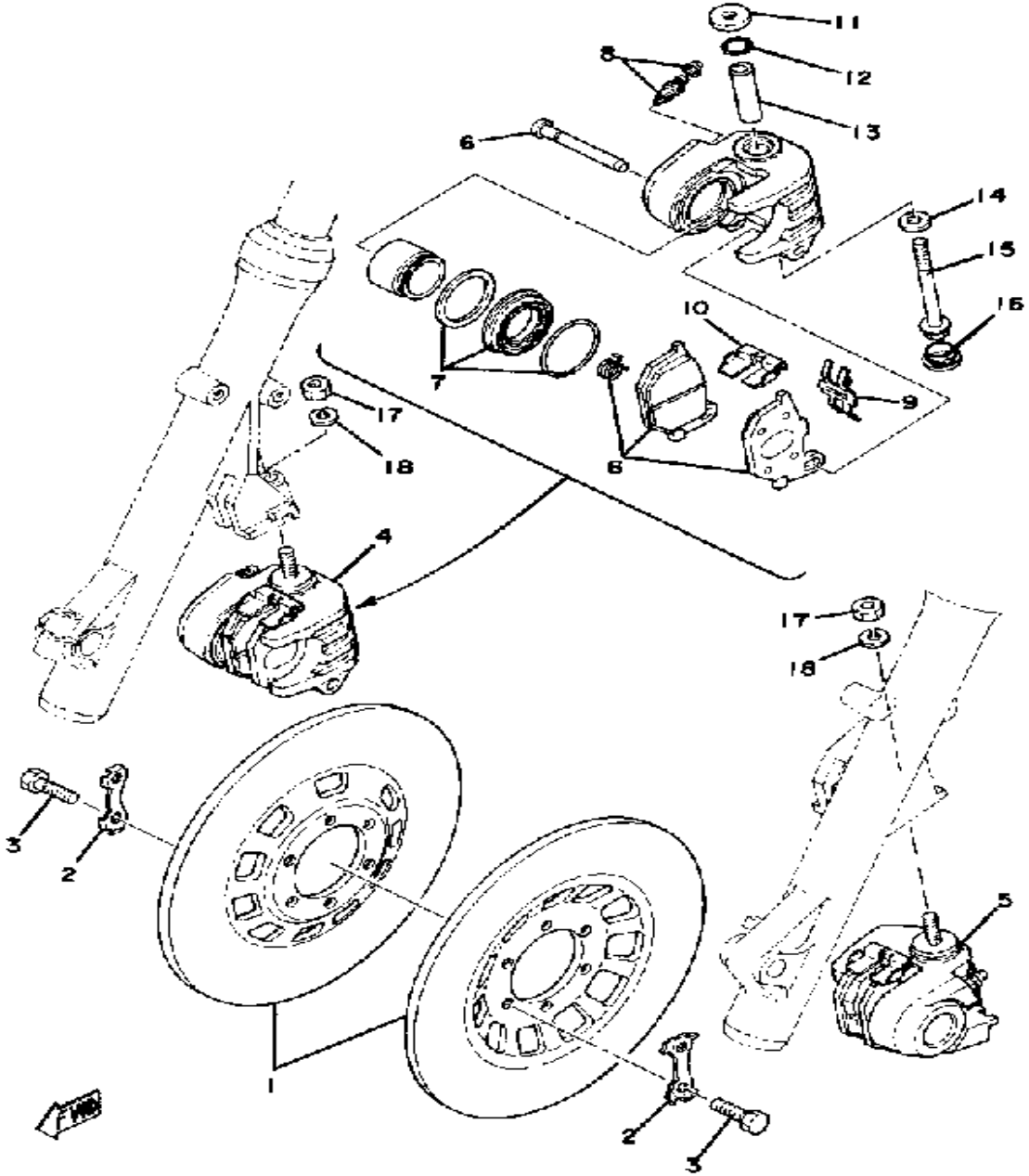
# FRONT WHEEL



Ref. No.	Part Number	Description	Qty	Remarks
1	2H9-25168-29-00	WHEEL, CAST FRONT (2H9-25168-00)	1	LOW GLOSS BLK
2	94135-19396-00	350H19 S707TL	1	
3	93900-00001-00	VALVE, RIM	1	
4	90560-17126-00	SPACER	1	
5	146-25315-00-00	FLANGE, SPACER	1	
6	93306-30309-00	BEARING	1	
7	341-25149-00-00	CLUTCH, METER	1	
8	341-25846-00-00	RETAINER, CLUTCH	1	
9	93105-45017-00	OIL SEAL	1	
10	2G2-25190-00-00	GEAR UNIT ASSEMBLY	1	
11	341-25181-01-00	AXLE, WHEEL	1	
12	91401-30030-00	PIN, COTTER	1	
13	93306-30309-00	BEARING	1	
14	93102-28022-00	OIL SEAL	1	
15	90387-17433-00	COLLAR	1	
16	341-25118-00-00	COVER, hub dust	1	
17	92990-14200-00	WASHER, PLAIN	1	
18	90171-14020-00	NUT, CASTLE	1	
19	1A1-25398-01-00	BALANCER, WHEEL	1	20G
	1A1-25399-00-00	BALANCER, WHEEL	1	10G
	2M0-25399-00-00	BALANCER, WHEEL	1	30G

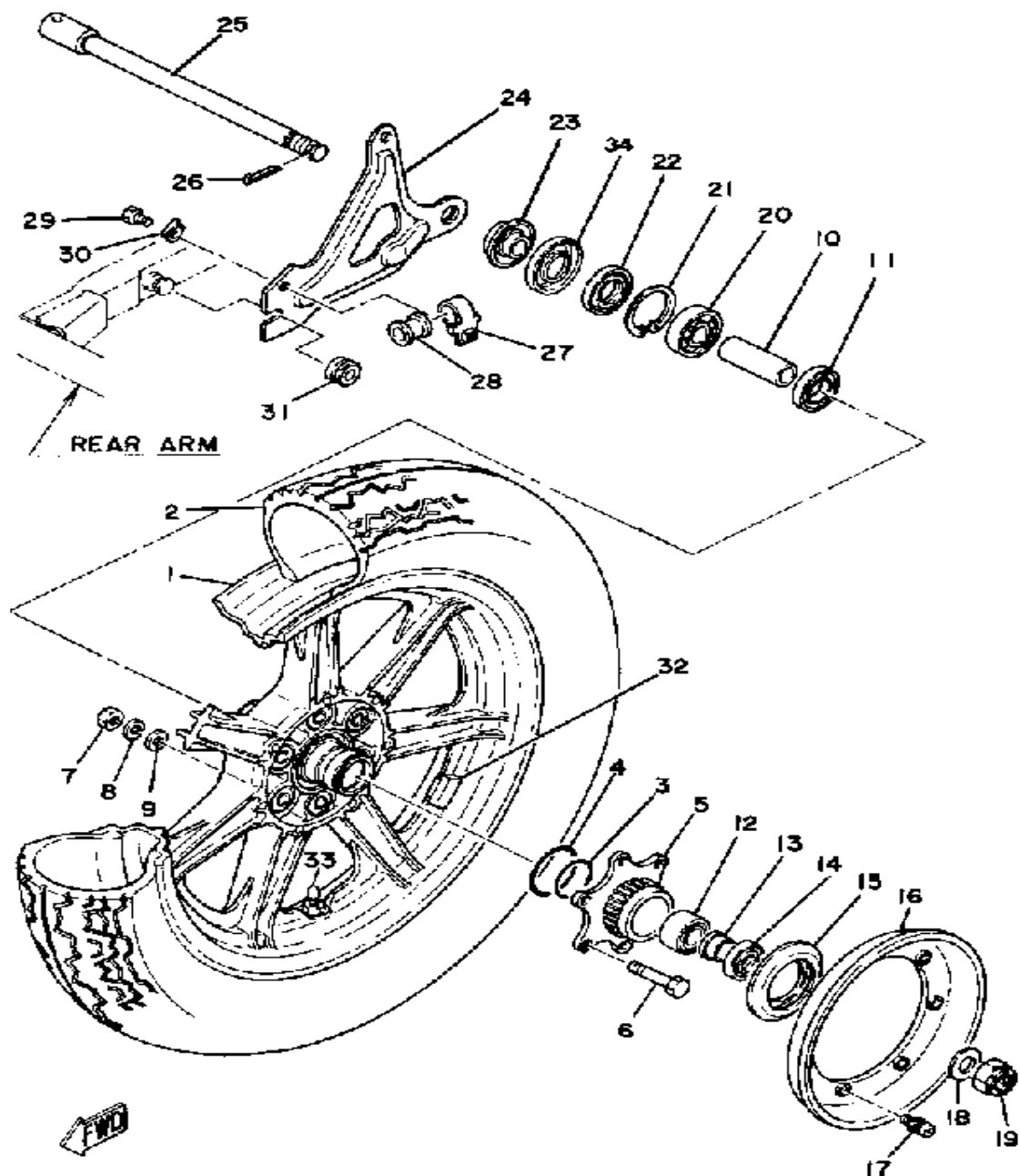


# FRONT DISC BRAKE - CALIPER



Ref. No.	Part Number	Description	Qty	Remarks
1	(1J3-25831-00-00)	DISC, BRAKE .....	2	
2	1J3-25834-01-00	WASHER, LOCK .....	6	
3	90101-08312-00	BOLT .....	12	
4	2G2-25810-00-00	CALIPER ASSEMBLY .....	1	
5	(2G2-25810-10-00)	CALIPER ASSEMBLY .....	1	
6	2G2-W0045-00-00	. BRAKE PAD KIT, FRNT .....	1	
	2G2-W0045-10-00	. BRAKE PAD KIT, FRNT .....	1	
7	2G2-W0047-00-00	. CALIPER SEAL KIT .....	2	
8	1J3-W0048-00-00	. BLEED SCREW KIT .....	2	
9	2G2-25919-00-00	. SUPPORT, PAD .....	2	
10	2G2-25849-01-00	. RETAINER, CALIPER .....	2	
11	90201-08689-00	. WASHER, PLATE .....	2	
12	2G2-W0044-00-00	. O-RING KIT, CALIPER .....	2	
13	2G2-25838-00-00	. SLEEVE, CALIPER .....	2	
14	90201-09690-00	. WASHER, PLATE .....	2	
15	2G2-25821-00-00	. BOLT 1 .....	2	
16	2G2-25916-00-00	. PLUG .....	2	
17	95333-08600-00	NUT .....	2	
18	92990-08100-00	WASHER .....	2	

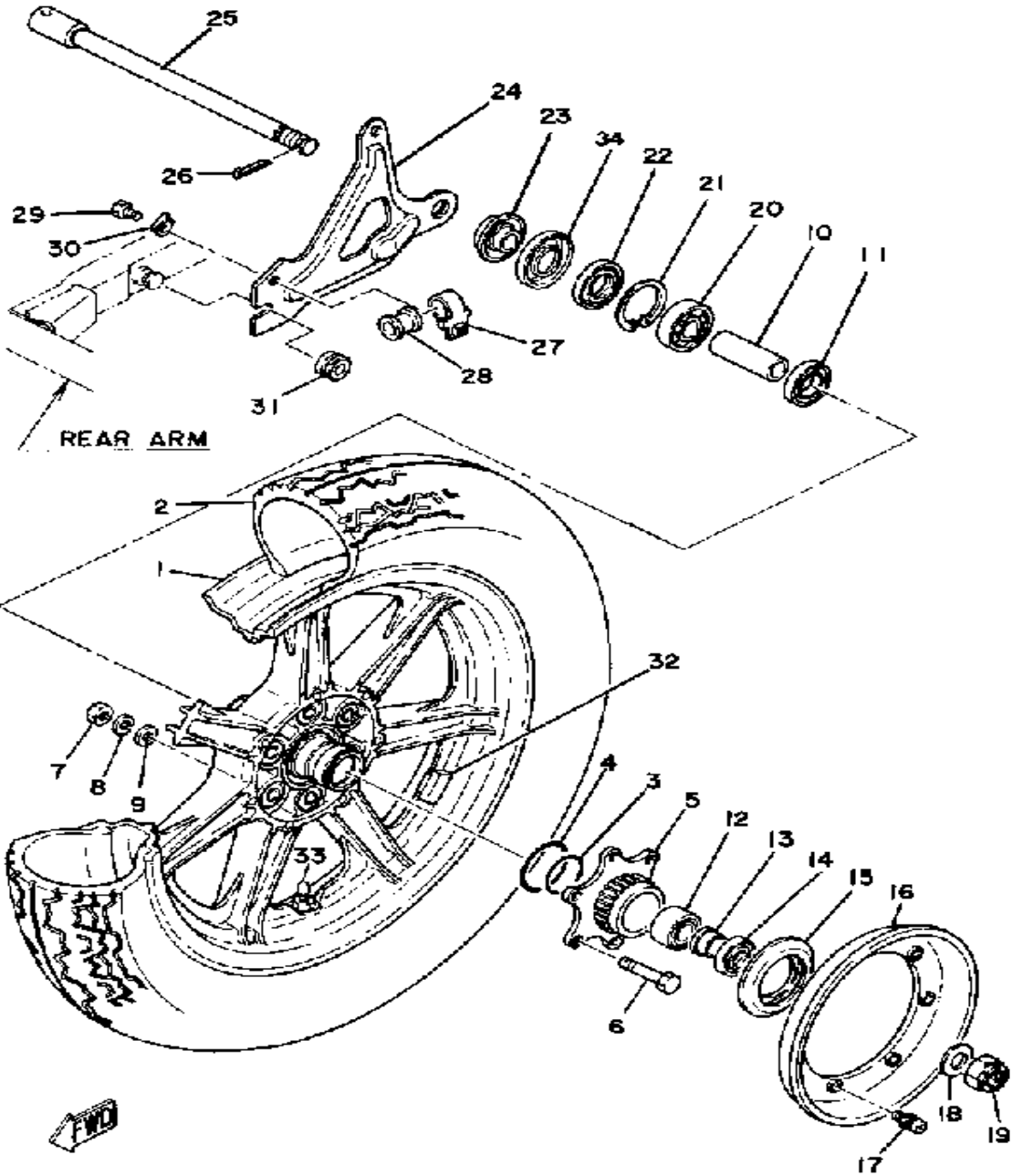
# REAR WHEEL



Ref. No.	Part Number	Description	Qty	Remarks
1	(3H3-W2533-01-00)	WHEEL, CAST REAR	1	LOW GLOSS BLK
2	94113-161J2-00	130/90-16 G528 BS	1	
3	93210-40745-00	O-RING	1	
4	93210-58677-00	O-RING (93210-58114)	1	
5	2H7-25366-00-00	CLUTCH, HUB	1	
6	90109-10491-00	BOLT	6	
7	95380-10600-00	NUT	6	
8	92990-10100-00	WASHER, SPRING	6	
9	90201-10124-00	WASHER, PLATE	6	
10	2H7-25317-00-00	SPACER, BEARING	1	
11	2H7-25315-00-00	FLANGE, SPACER	1	
12	93313-62010-00	BEARING, CYLINDER.# 3	1	
13	90387-20741-00	COLLAR	1	
14	93102-25360-00	OIL SEAL	1	
15	1J7-25319-01-00	SEAL, HUB DUST	1	
16	2H7-25327-00-00	COVER, PLATE	1	
17	90159-05018-00	SCREW, WITH WASHER	4	
18	90201-18620-00	WASHER, PLAIN	1	
19	90171-18043-00	NUT, CASTLE	1	
20	3H3-83540-01-00	NO LONGER AVAILABLE	1	
21	99009-52500-00	CIRCLIP	1	
22	93104-27026-00	OIL SEAL, SO-TYPE	1	
23	3H3-25377-00-00	COLLAR, WHEEL	1	
24	(3H3-25371-00-00)	BAR, TENSION	1	
25	(2H7-25381-00-00)	AXLE, WHEEL	1	
26	91401-40040-00	PIN, COTTER	1	
27	(2H7-25886-00-00)	HOLDER, BRAKE HOSE	1	
28	306-25881-00-00	PROTC, BRAKE HOSE	1	
29	97026-06014-00	BOLT	1	

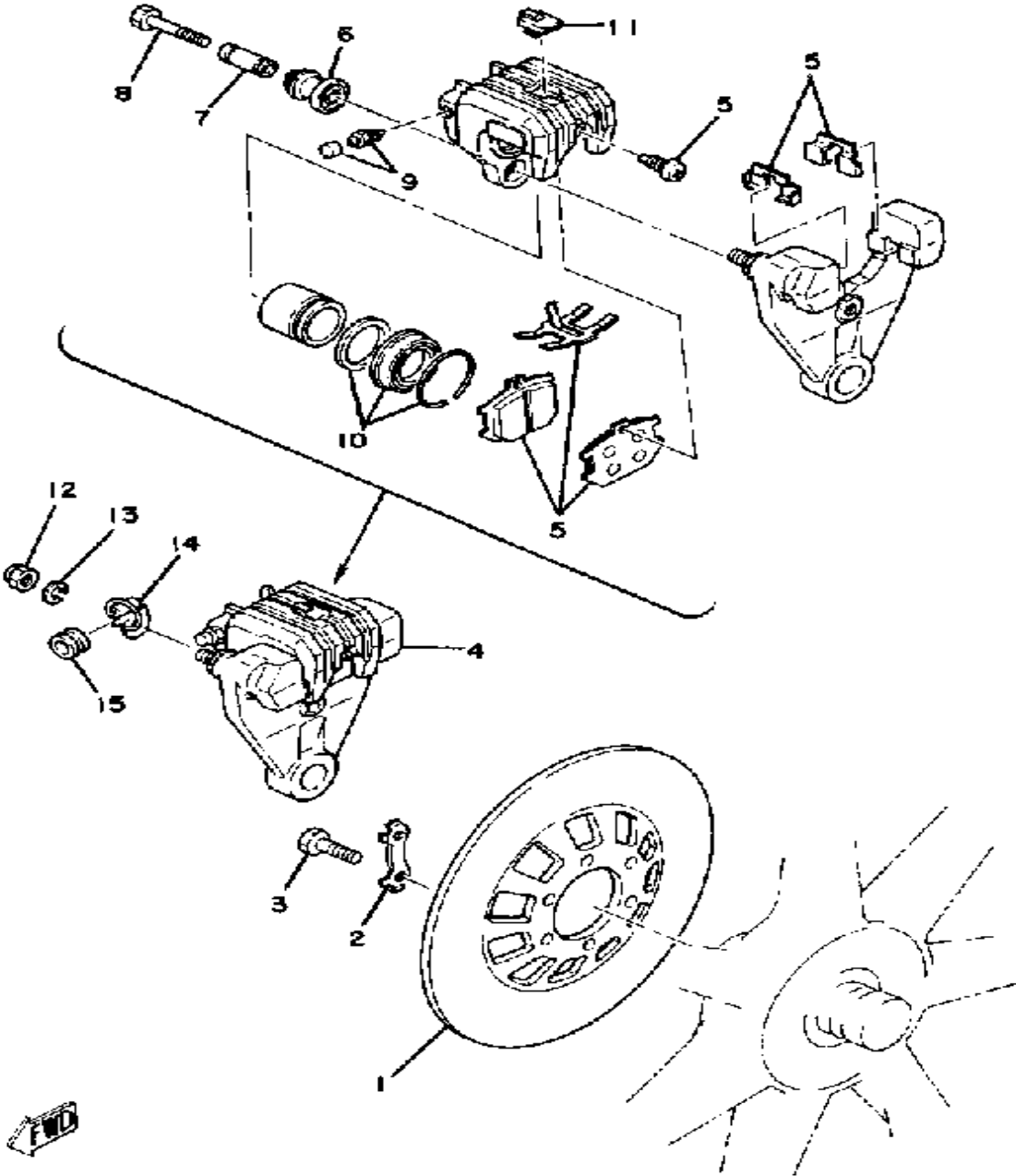
CONTINUED ON NEXT FRAME ➤

# REAR WHEEL



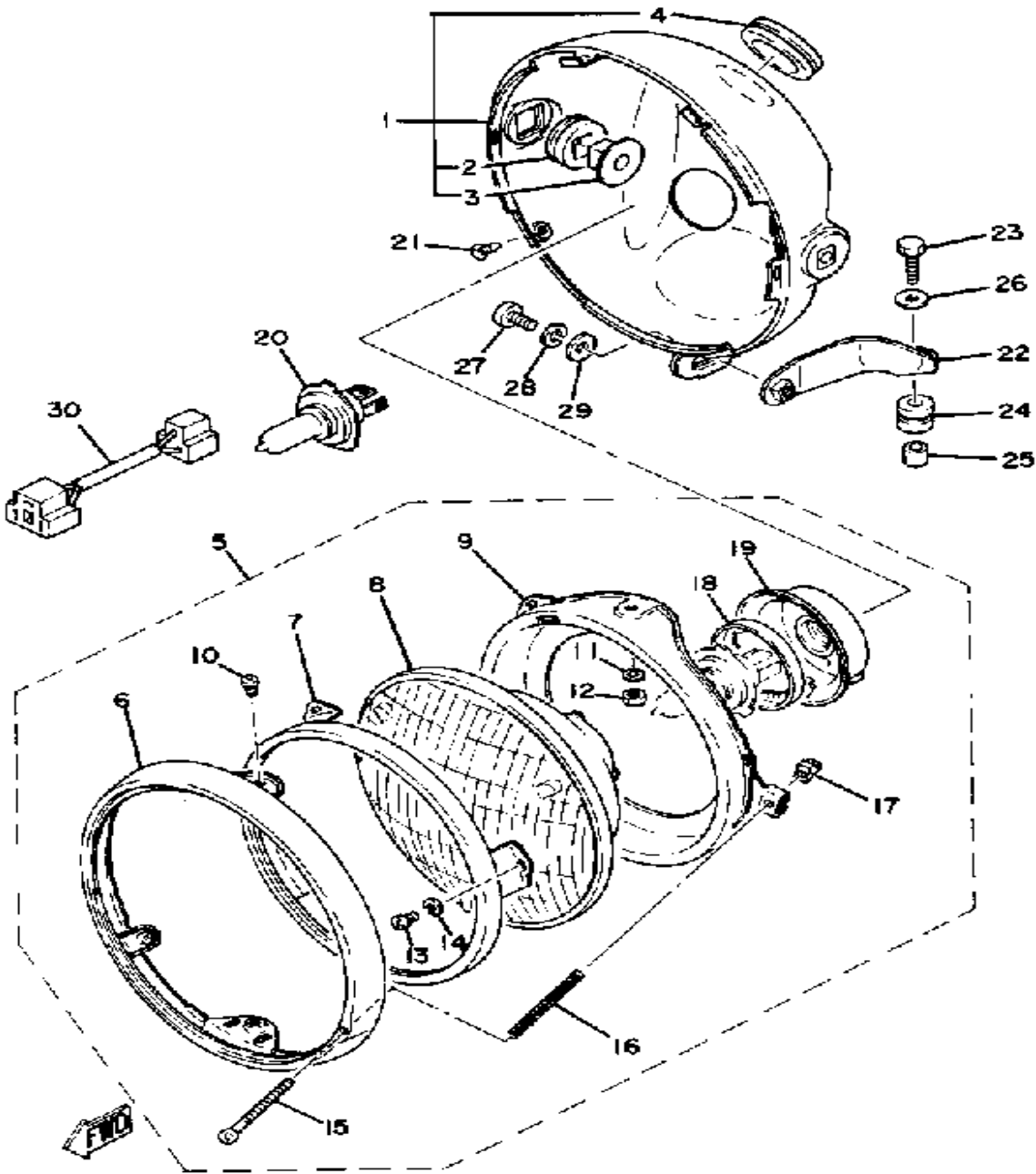
Ref. No.	Part Number	Description	Qty	Remarks
30	(90215-06128-00)	WASHER, LOCK	1	
31	3H3-25374-00-00	SPACER, TORQ.STOP	1	
32	1A1-25398-01-00	BALANCER, WHEEL	1	20G
	1A1-25399-00-00	BALANCER, WHEEL	1	10G
	2M0-25399-00-00	BALANCER, WHEEL	1	30G
33	93900-00001-00	VALVE, RIM	1	
34	1J7-25367-00-00	COVER, HUB DUST	1	

# REAR DISC BRAKE - CALIPER



Ref. No.	Part Number	Description	Qty	Remarks
1	(1J3-25831-00-00)	DISC, BRAKE .....	1	
2	1J3-25834-01-00	WASHER, LOCK .....	3	
3	90101-08312-00	BOLT .....	6	
4	3J6-25810-52-00	CALIPER ASSEMBLY .....	1	
5	4K0-W0045-01-00	. BRAKE PAD KIT, FRNT .....	1	
6	1J3-25917-00-00	. BOOT, CALIPER .....	1	
7	1J3-25838-00-00	. SLEEVE, CALIPER .....	1	
8	90105-08145-00	. BOLT, WASHER BASED .....	1	
9	1J3-W0048-00-00	. BLEED SCREW KIT .....	1	
10	1J3-W0047-00-00	. CALIPER SEAL KIT .....	1	
11	1J3-25845-01-00	. CAP, INDICATOR .....	1	
12	95303-08800-00	NUT (CROWN) (95301-08800) ..	1	
13	92990-08100-00	WASHER .....	1	
14	(3H3-25887-00-00)	HOLDER, BRAKE HOSE .....	1	
15	341-25881-00-00	PROTECTOR, BRAKE HOSE ..	1	

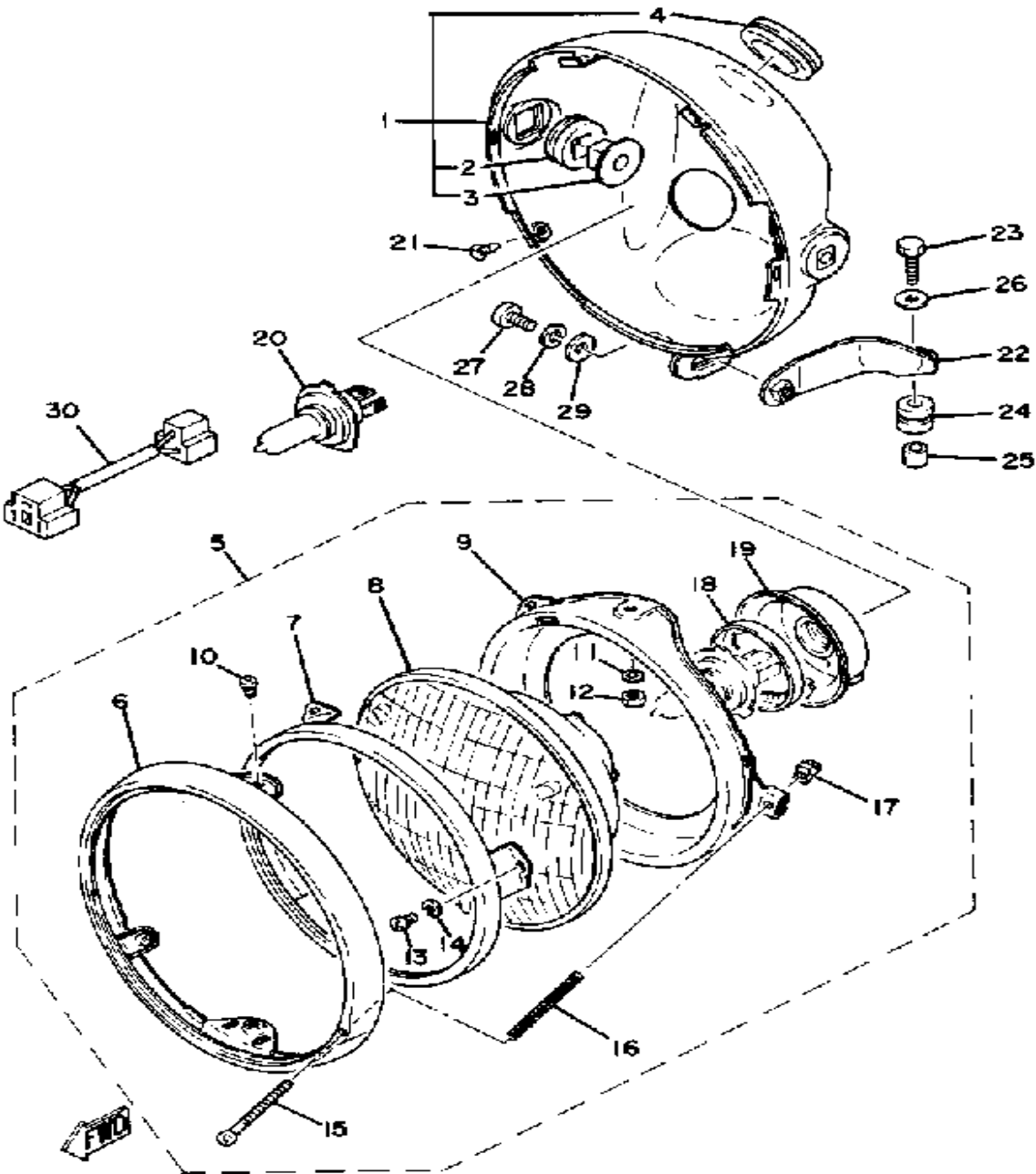
# HEAD LAMP



Ref. No.	Part Number	Description	Qty	Remarks
1	3H3-84330-00-93	BODY ASSEMBLY	1	
2	584-84345-60-00	. DAMPER, HEADLIGHT	2	
3	584-84338-60-00	. COLLAR, BODY FTNG	2	
4	214-84153-60-00	. GROMMET, WIREHERNESS	2	
5	2F3-84303-A0-00	HEADLIGHT UNIT ASSEMBLY	1	
6	341-84315-40-00	. RIM, HEADLIGHT	1	
7	2F9-84395-00-00	. RING, RETAINING	1	
8	2F3-84321-A0-00	. LENS, HEADLIGHT	1	
9	2F9-84394-00-00	. RING, MOUNTING	1	
10	98580-05010-00	. SCREW, PAN HEAD	2	
11	92990-05100-00	. WASHER, SPRING	2	
12	95380-05600-00	. NUT	2	
13	98580-04008-00	. SCREW, PAN HEAD	3	
14	92901-04100-00	. WASHER, SPRING	3	
15	98580-04055-00	. SCREW, LENS FITTING	1	
16	341-84332-60-00	. SPRING, SCREW	1	
17	198-84334-60-00	. NUT, ADJUSTING	1	
18	2F9-84375-00-00	. SETTING PLATE, BULB	1	
19	2F9-84397-01-00	. COVER, SOCKET	1	
20	5V2-84314-00-XX	BULB, HL 12V60/55W (2F9-84314-00)	1	HALOGEN BULB
21	90152-05005-00	SCREW, COUNTERSUNK	2	
22	3H3-84318-00-00	STAY, HEADLIGHT 1	1	
23	97011-06025-00	BOLT (97001-06025)	1	
24	90480-16114-00	GROMMET	1	
25	90387-07598-00	COLLAR	1	
26	90201-06697-00	WASHER, PLATE		
27	98503-06014-00	SCREW, PAN HEAD (92502-06016)	1	

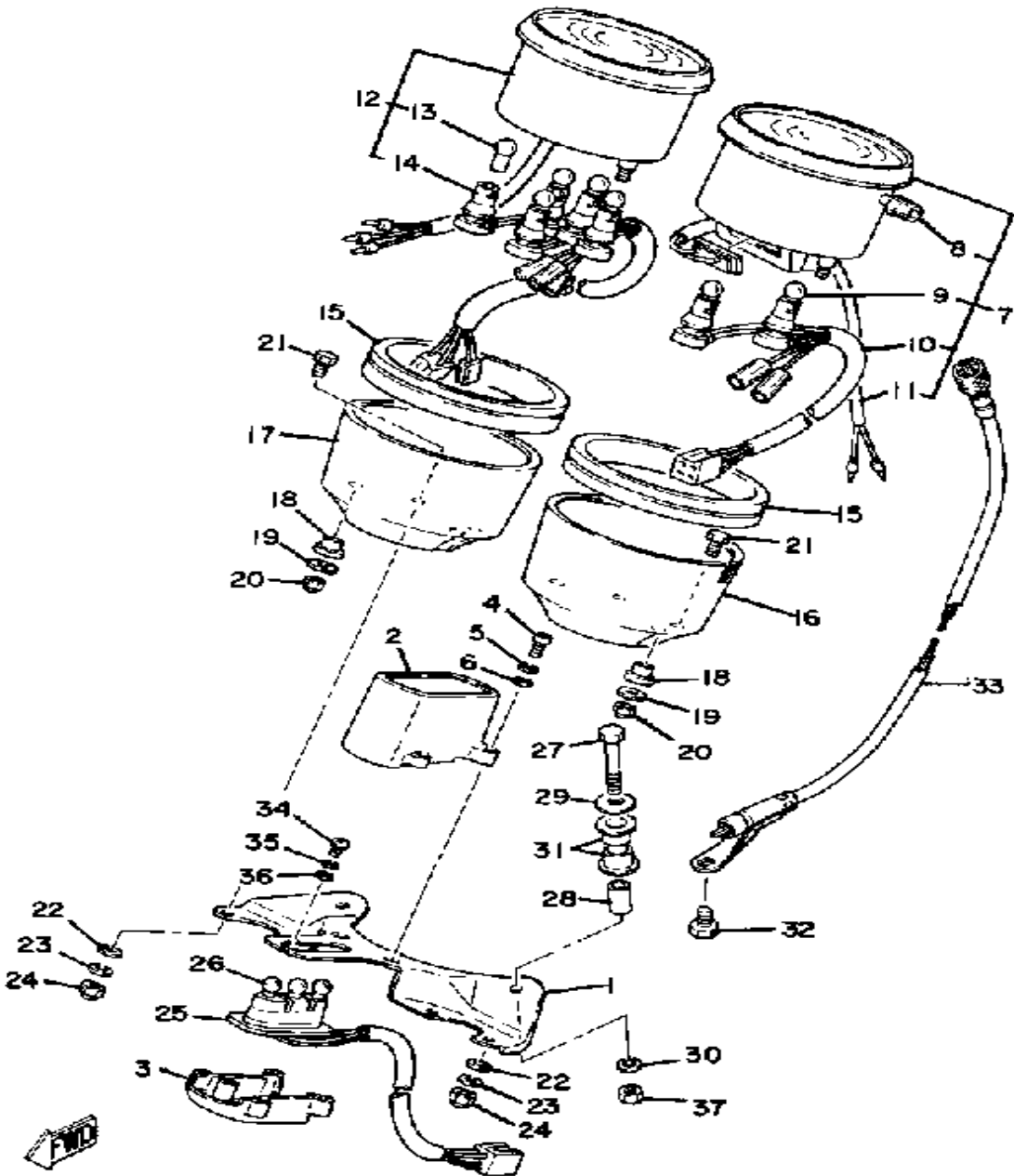
CONTINUED ON NEXT FRAME ►

# HEAD LAMP



Ref. No.	Part Number	Description	Qty	Remarks
28	92995-06100-00	WASHER, SPRING .....	1	
29	90201-06067-00	WASHER, PLATE .....	1	
30	2H7-84359-00-00	CORD, HEADLIGHT .....	1	

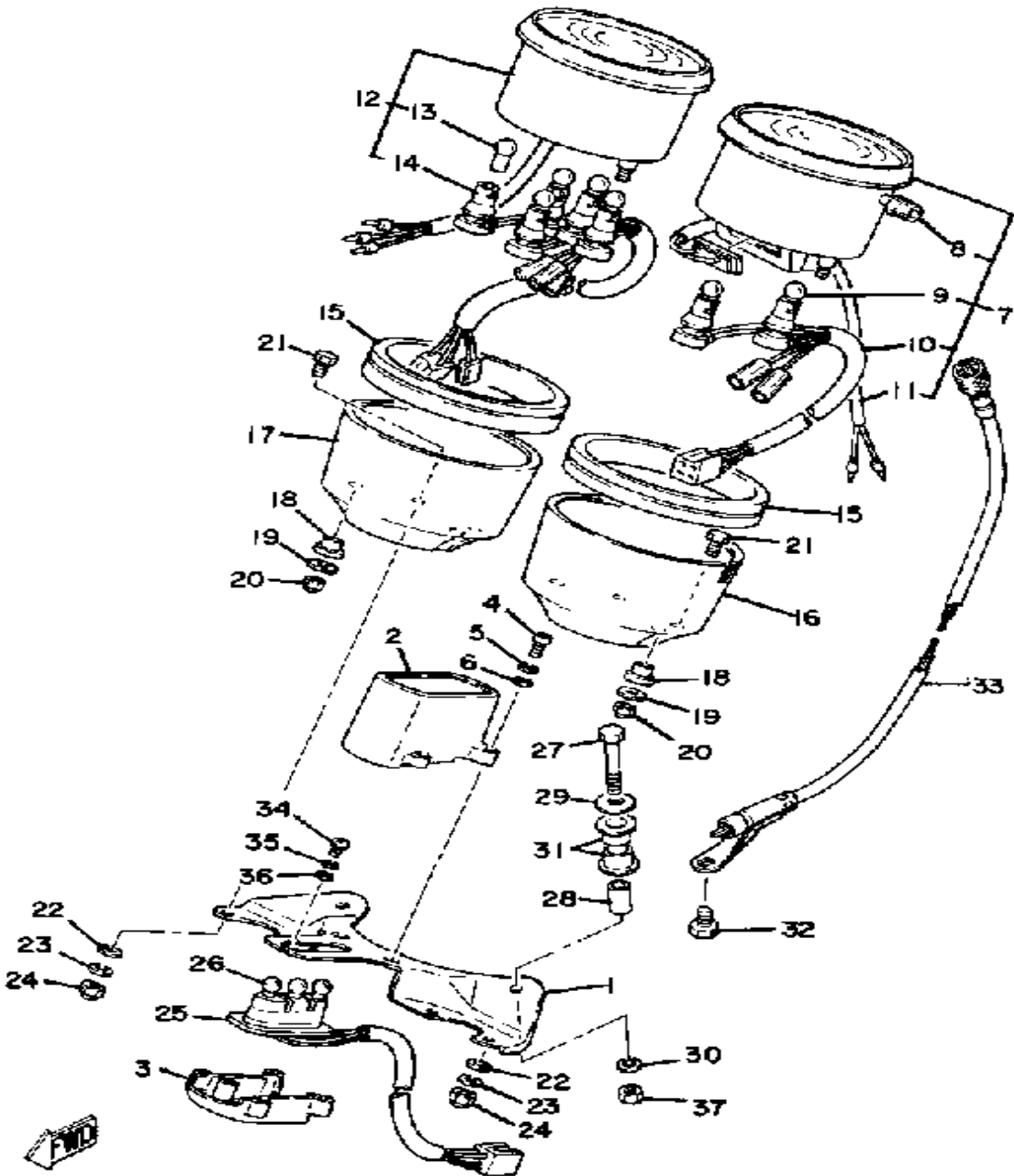
# SPEEDOMETER - TACHOMETER



Ref. No.	Part Number	Description	Qty	Remarks
1	2G2-83519-00-00	BRACKET, METER .....	1	
2	2G2-83568-A0-00	PILOT BOX, UPPER .....	1	
3	2G2-83569-A0-00	PILOT BOX, LOWER .....	1	
4	98506-04012-00	SCREW, PAN HEAD .....	4	
5	92906-04100-00	WASHER, SPRING .....	4	
6	92906-04600-00	WASHER, PLATE .....	4	
7	3H3-83570-A0-00	SPEEDOMETER ASSEMBLY ..	1	
8	584-83578-71-00	. KNOB, TRIP METER .....	1	
9	123-83516-21-00	. BULB (12V-3.4W) .....	2	
10	(3H3-83536-00-00)	SOCKET, METER .....	1	
11	2H7-83556-00-00	. SENDER .....	1	
12	(3H4-83540-F1-00)	TACHOMETER ASSEMBLY ...	1	
13	123-83516-21-00	. BULB (12V-3.4W) .....	5	
14	(3H3-83509-00-00)	SOCKET CORD ASSEMBLY ..	1	
15	3H3-83513-00-00	DAMPER .....	2	
16	2J2-83507-00-00	COVER, SPEEDOMETER .....	1	
17	3H3-83508-00-00	COVER, TACHOMETER .....	1	
18	584-83523-00-00	DAMPER .....	4	
19	90201-05031-00	WASHER, PLATE .....	4	
20	95303-05800-00	NUT (CROWN) .....	4	
21	584-83546-00-00	BOLT .....	4	
22	92990-06200-00	WASHER .....	4	
23	92995-06100-00	WASHER, SPRING .....	4	
24	95303-06800-00	NUT (CROWN) .....	4	
25	3G1-83509-00-00	SOCKET CORD ASSEMBLY ..	1	
26	123-83516-21-00	BULB (12V-3.4W) .....	3	
27	97006-06040-00	BOLT .....	2	
28	90387-06249-00	COLLAR .....	2	
29	90201-06067-00	WASHER, PLATE .....	2	

CONTINUED ON NEXT FRAME ►

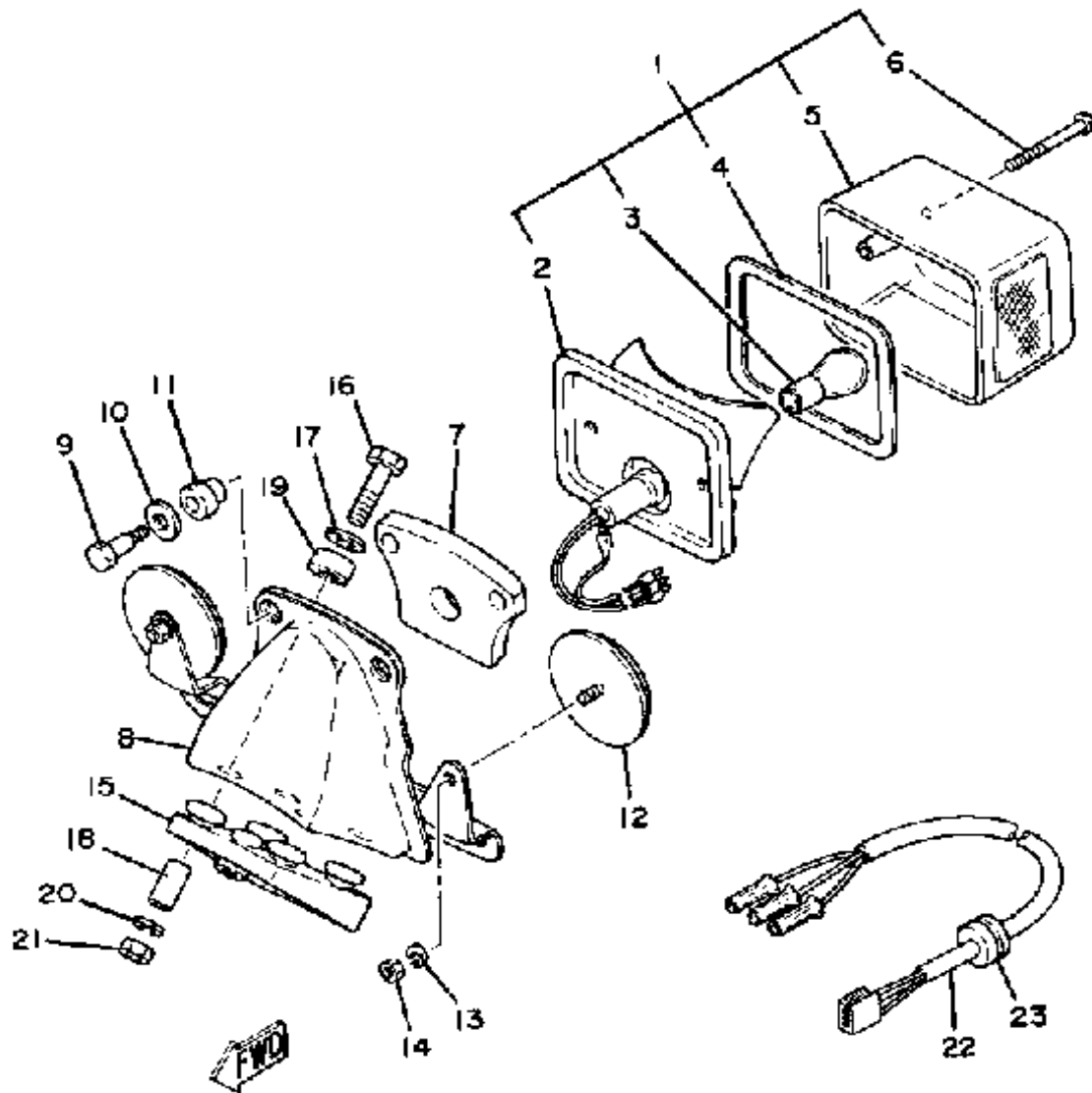
# SPEEDOMETER - TACHOMETER



Ref. No.	Part Number	Description	Qty	Remarks
30	92995-06100-00	WASHER, SPRING	2	
31	584-83541-00-00	DAMPER	4	
32	90153-06004-00	SCREW, HEXAGON	1	
33	10M-83550-00-00	SPEEDOMETER CABLE	1	
34	(92503-04008-00)	SCREW, PAN HEAD	1	
35	92901-04100-00	WASHER, SPRING	1	
36	92901-04600-00	WASHER, PLATE	1	
37	95380-06600-00	NUT	2	

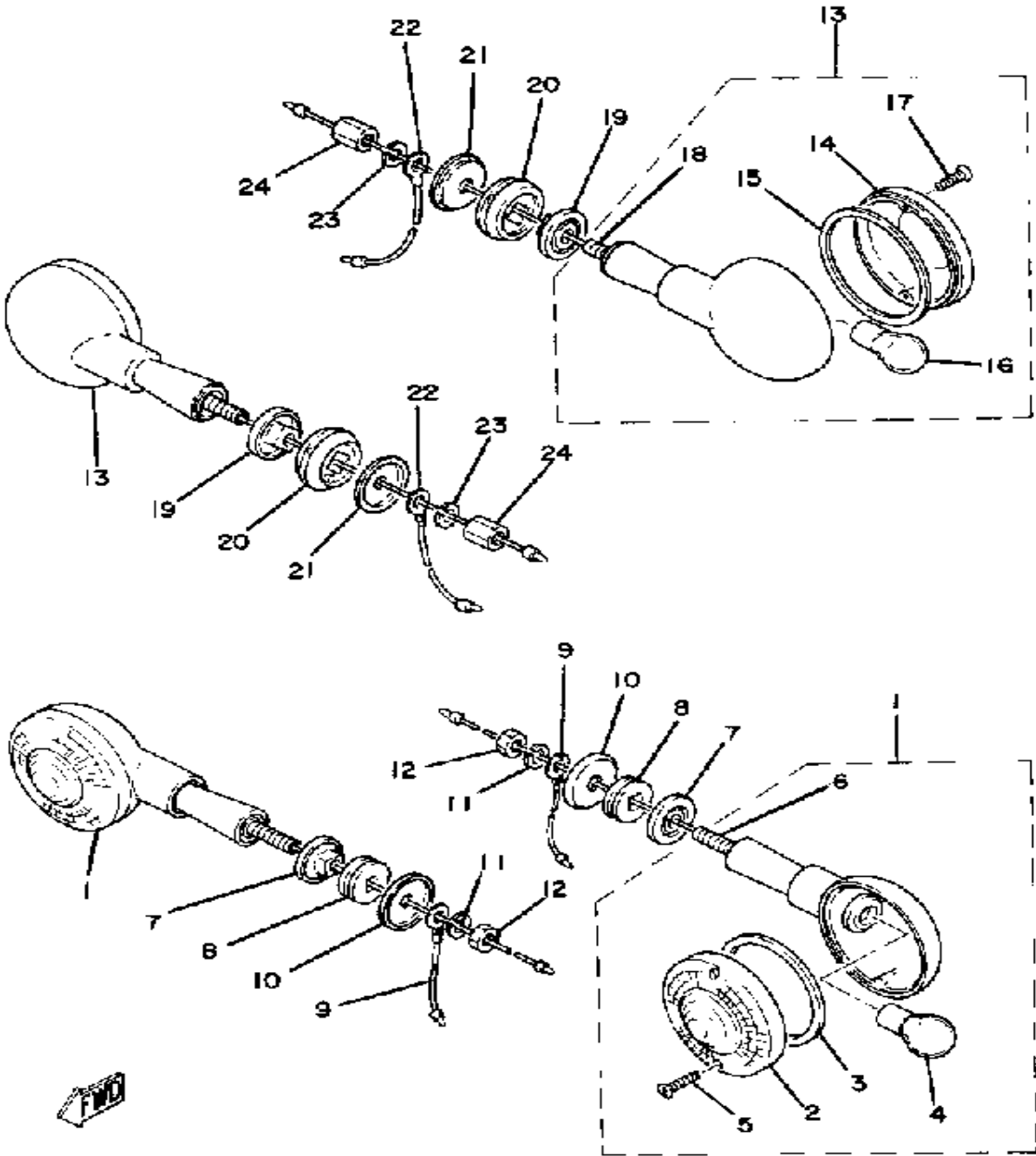


# TAIL LAMP



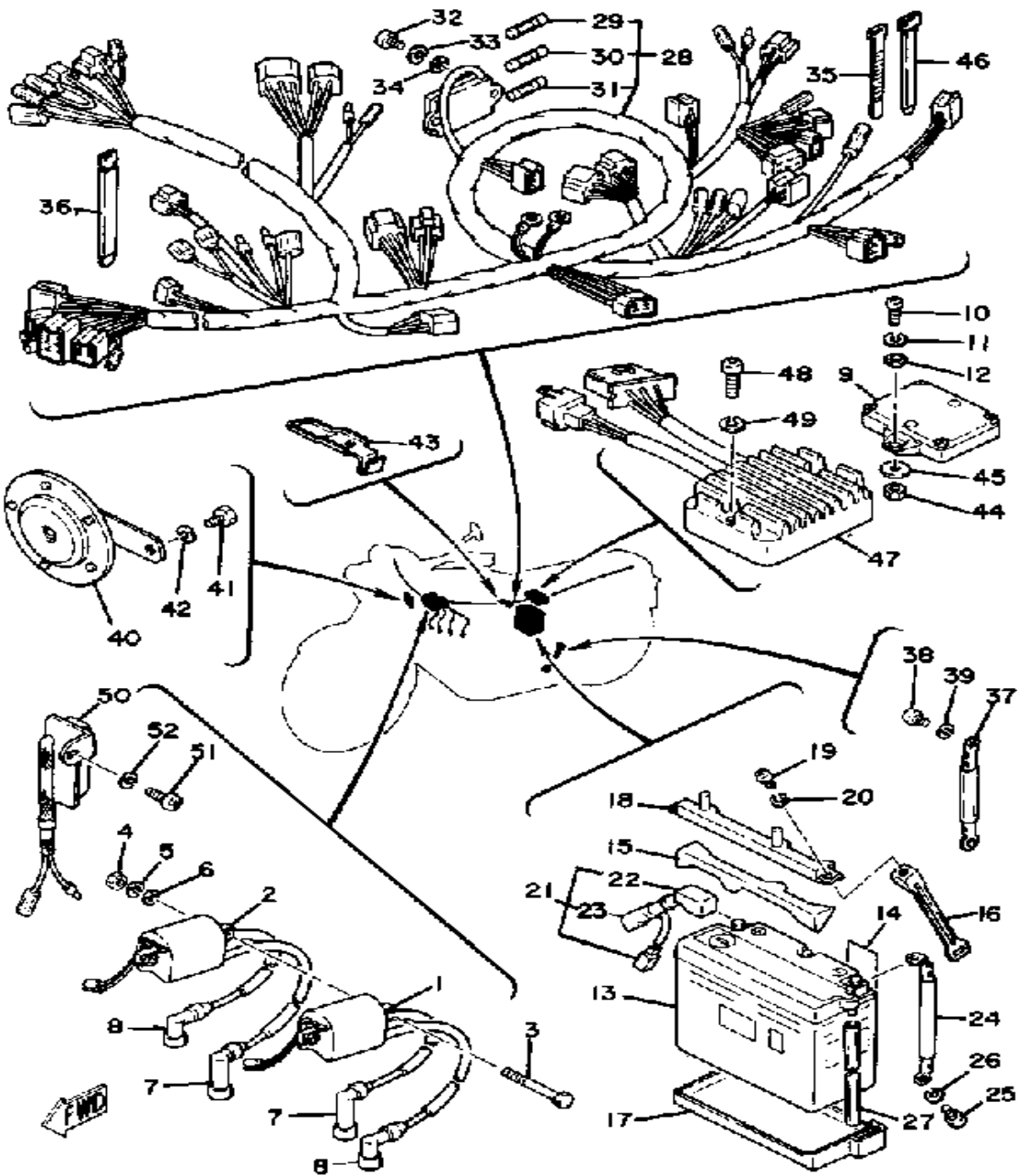
Ref. No.	Part Number	Description	Qty	Remarks
1	1W9-84710-60-00	TAILLIGHT UNIT ASSEMBLY ..	1	
2	2J2-84711-60-00	. BASE, TAILLIGHT .....	1	
3	256-84714-61-00	. BULB (12V-27/8W) .....	1	
4	1M1-84523-60-00	. GASKET, LENS .....	1	
5	1M1-84521-60-00	. LENS, TAILLIGHT .....	1	
6	1M1-84524-60-00	. SCREW, LENS FITTING .....	2	
7	1M1-84512-60-00	SEAT, BASE .....	1	
8	2J2-84751-00-93	BRACKET, LICENSE .....	1	
9	1M1-84526-60-00	SCREW .....	2	
10	2H7-84754-00-00	WASHER, SPECIAL .....	2	
11	1M1-84527-60-00	DAMPER .....	2	
12	449-85131-02-00	REFLECTOR, REAR 1 .....	2	
13	92990-05100-00	WASHER, SPRING .....	2	
14	95380-05600-00	NUT .....	2	
15	(3H3-84753-00-00)	DAMPER .....	1	
16	97013-06035-00	BOLT .....	4	
17	90201-06067-00	WASHER, PLATE .....	4	
18	90387-06605-00	COLLAR .....	4	
19	90385-10026-00	BUSH .....	2	
20	92995-06100-00	WASHER, SPRING .....	4	
21	95380-06600-00	NUT .....	4	
22	3Y1-84517-00-00	CORD, TAILLIGHT .....	1	
23	90480-15061-00	GROMMET .....	1	

# FLASHER LAMP



Ref. No.	Part Number	Description	Qty	Remarks
1	341-83310-72-93	FRT FLSHR LITE ASSEMBLY	2	
2	341-83312-70-00	. LENS, FLASHER	2	
3	3Y6-83313-00-00	. GASKET, FLSHR LENS	2	
4	256-83311-70-XX	. BULB, TS 12V27W	2	
5	341-83333-70-00	. SCREW, LENS FITTING	4	
6	341-83367-09-00	. BOLT, STUD	2	
7	341-83316-01-00	COLLAR, FLASHER 1	2	
8	341-83321-01-00	DAMPER, FLASHER 1	2	
9	256-84313-01-00	WIRE, EARTH	2	L
10	90209-08098-00	WASHER, SPEC'L SHAP	2	
11	92990-08100-00	WASHER	2	
12	95333-08600-00	. NUT	2	
13	341-83330-21-93	R FLSHR LITE ASSEMBLY	2	
14	341-83312-70-00	. LENS, FLASHER	2	
15	3Y6-83313-00-00	. GASKET, FLSHR LENS	2	
16	256-83311-70-XX	. BULB, TS 12V27W	2	
17	341-83333-70-00	. SCREW, LENS FITTING	4	
18	360-83367-09-00	. BOLT, STUD	2	
19	341-83316-01-00	COLLAR, FLASHER 1	2	
20	1E6-83321-00-00	DAMPER, FLASHER 1	2	
21	90209-10172-00	WASHER, SPEC'L SHAP	2	
22	3FU-83364-00-00	WIRE, EARTH LEAD 1	2	L
23	92990-08100-00	WASHER	2	
24	90170-08209-00	NUT, HEXAGON	2	

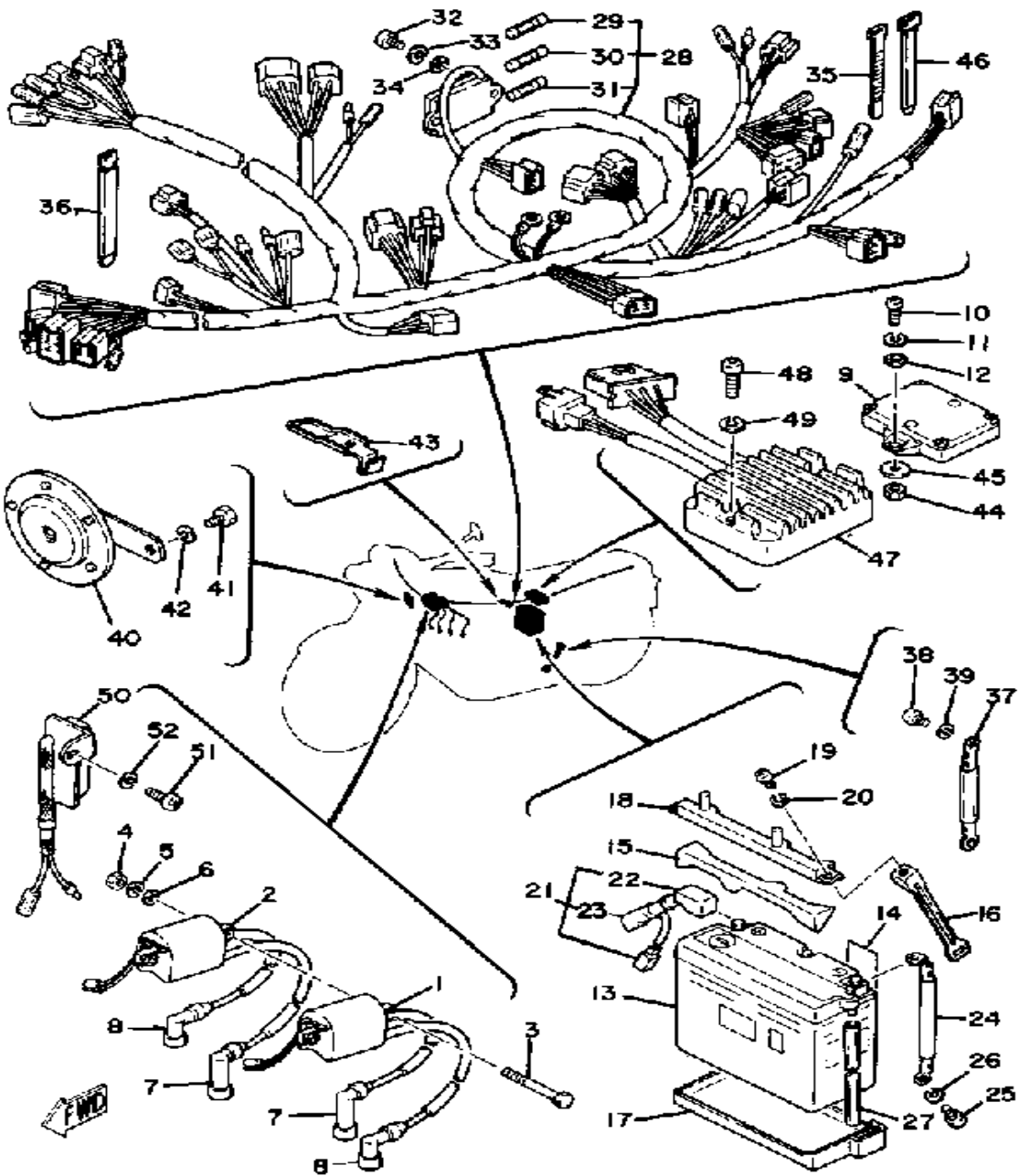
# IGNITION COIL - BATTERY - HORN - WIRE



Ref. No.	Part Number	Description	Qty	Remarks
1	2H7-82310-60-00	IGNITION COIL ASSEMBLY ...	1	
2	2H7-82320-60-00	IGNITION COIL ASSEMBLY ...	1	
3	97023-06085-00	BOLT (36E) .....	2	
4	95380-06600-00	NUT .....	2	
5	92995-06100-00	WASHER, SPRING .....	2	
6	92990-06200-00	WASHER .....	2	
7	1J7-82370-00-00	PLUG CAP ASSEMBLY .....	2	
	1J7-82370-10-00	PLUG CAP ASSEMBLY .....	2	OPTIONAL PART
8	256-82370-00-00	PLUG CAP ASSEMBLY .....	2	
	2H8-82370-10-00	PLUG CAP ASSEMBLY .....	2	OPTIONAL PART
9	2H7-82305-10-00	IGNITOR UNIT ASSEMBLY 1 ..	1	
10	98580-06020-00	SCREW .....	2	
11	92995-06100-00	WASHER, SPRING .....	2	
12	92901-06600-00	. WASHER .....	2	
13	BTG-GM18Z-3A-S0	GS GM18Z-3AS .....	1	G.S. GM18Z-3A
14	118-82141-09-00	LABEL, BATTERY .....	1	
15	2H7-82121-00-00	PAD, BATTERY .....	1	
16	2H7-82124-00-00	BAND, BATTERY .....	1	
17	2H7-82122-01-00	SEAT, BATTERY .....	1	
18	(2H7-82136-00-00)	PLATE, BATT FITTING .....	1	
19	98580-06018-00	SCREW, PAN HEAD .....	1	
20	92995-06100-00	WASHER, SPRING .....	1	
21	2H7-82115-00-00	WIRE, PLUS LEAD .....	1	
22	(1J7-82119-00-00)	. COVER, LEAD WIRE .....	1	
23	2H7-82119-00-00	. COVER, LEAD WIRE .....	1	
24	2H7-82116-00-00	WIRE, MINUS LEAD .....	1	
25	98580-06012-00	SCREW, PAN HEAD .....	1	
26	92995-06100-00	WASHER, SPRING .....	1	
27	90445-08336-00	HOSE .....	1	

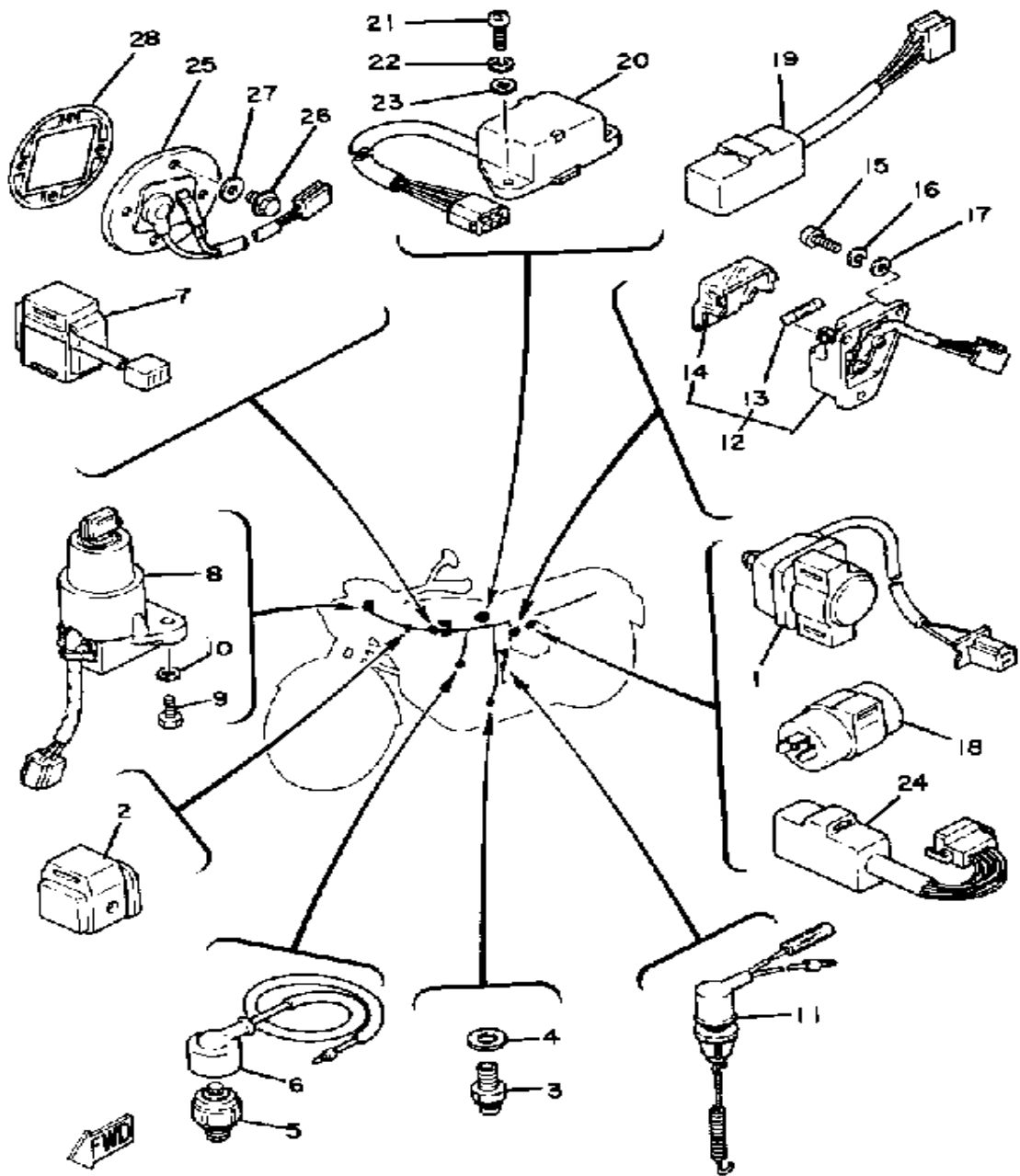
CONTINUED ON NEXT FRAME ►

# IGNITION COIL - BATTERY - HORN - WIRE



Ref. No.	Part Number	Description	Qty	Remarks
28	(3H3-82590-50-00)	WIRE HARNESS ASSEMBLY ..	1	
29	1A0-82161-00-00	. FUSE (20A) (148-82151-00-00)	2	
30	116-82151-00-00	. FUSE (10A) .....	3	
31	2H7-82151-00-00	. FUSE .....	2	
32	98580-05016-00	SCREW, PAN HEAD .....	2	
33	92990-05100-00	WASHER, SPRING .....	2	
34	92901-05600-00	WASHER, PLATE .....	2	
35	25G-83936-01-00	BAND, SWITCH CORD .....	3	L
36	341-26397-01-00	BAND .....	3	L
37	2H7-82519-00-00	WIRE, EARTH LEAD .....	1	
38	98580-06012-00	SCREW, PAN HEAD .....	1	
39	92995-06100-00	WASHER, SPRING .....	1	
40	1J7-83371-22-00	HORN .....	1	
41	97011-08016-00	BOLT .....	1	
42	92990-08100-00	WASHER .....	1	
43	(90465-10133-00)	CLAMP .....	1	
44	95380-06600-00	NUT .....	2	
45	90201-06063-00	WASHER, PLATE .....	2	
46	437-83936-11-00	BAND, SWITCH CORD .....	1	L
47	1T4-81960-A0-00	RECTIFIER/REG ASSEMBLY ..	1	
48	98580-06030-00	SCREW PAN HEAD .....	2	
49	92995-06100-00	WASHER, SPRING .....	2	
50	2H7-85370-01-00	RESISTOR ASSEMBLY .....	1	
51	98516-06012-00	SCREW, PAN HEAD .....	1	
52	92995-06100-00	WASHER, SPRING .....	1	

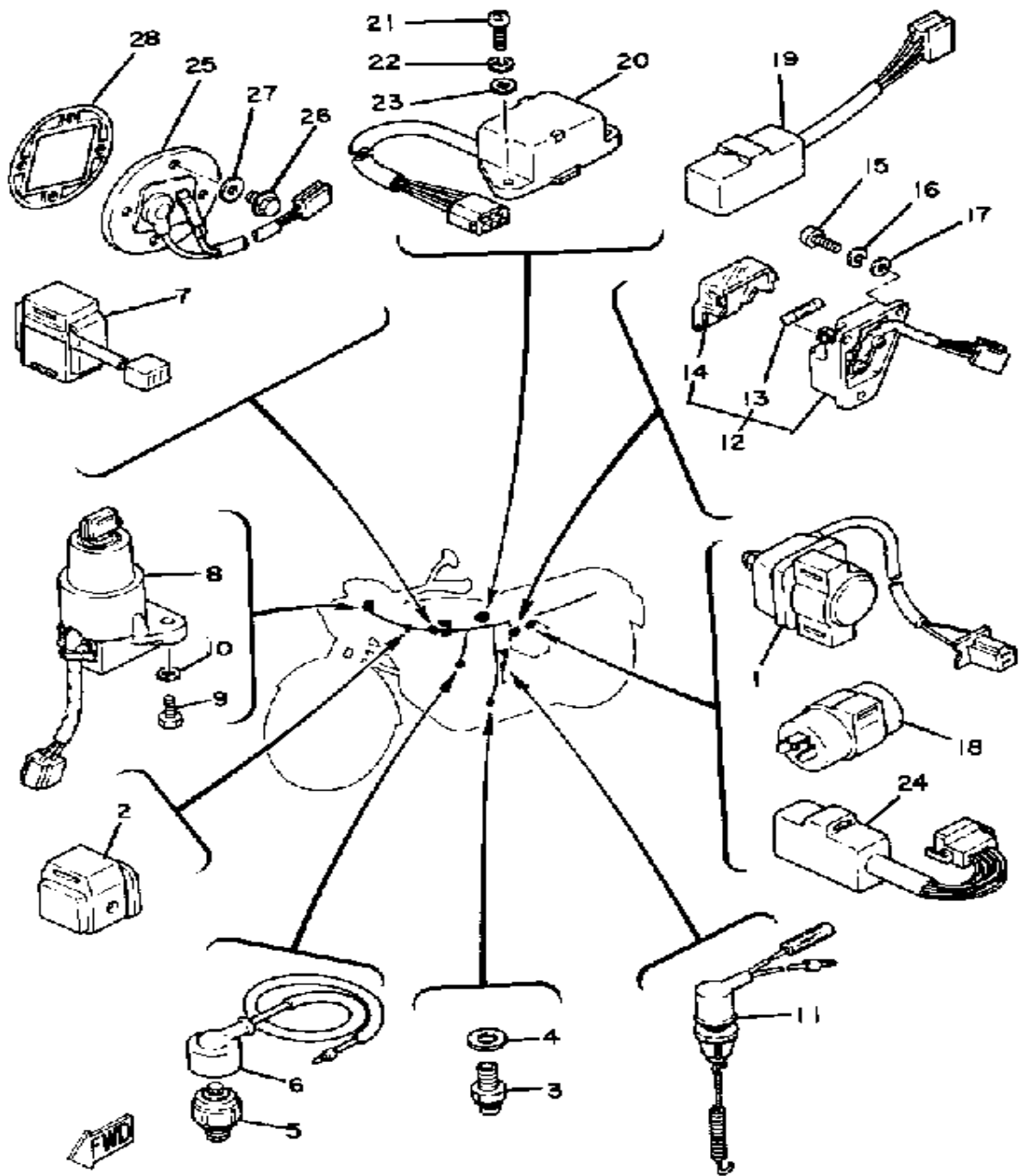
# SWITCHES - RELAYS



Ref. No.	Part Number	Description	Qty	Remarks
1	1J7-81940-10-00	STARTER SWITCH ASSEMBLY	1	
2	2H7-81950-10-00	RELAY ASSEMBLY	1	
3	2H7-82540-00-00	NEUTRAL SWITCH ASSEMBLY	1	
4	90430-10171-00	GASKET	1	
5	341-82504-02-00	OIL PRESSURE SWITCH ASS'Y	1	
6	2H7-82507-00-00	WIRE, LEAD	1	
7	2H7-82576-00-00	EMERGENCY STOP SWITCH ASS'Y	1	
8	3JV-82501-00-00	MAIN SWITCH STEERING LOCK	1	
9	97313-06016-00	BOLT, HEXAGON	2	
10	92901-06600-00	WASHER	2	
11	1J7-82530-02-00	STOP SWITCH	1	
12	2H7-81920-00-00	TERMINAL ASSEMBLY	1	
13	116-82151-00-00	. FUSE (10A)	1	
14	(2H7-81916-00-00)	COVER, TERMINAL	1	
15	98580-05016-00	SCREW, PAN HEAD	3	
16	92990-05100-00	WASHER, SPRING	3	
17	92901-05600-00	WASHER, PLATE	3	
18	2F0-83350-70-00	FLASHER RELAY ASSEMBLY	1	
19	1A0-83395-03-00	FLASHER CANCL UNIT	1	
20	2F9-84308-00-00	RSRV LTNG UNIT ASSEMBLY	1	
21	98580-06020-00	SCREW	2	
22	92995-06100-00	WASHER, SPRING	2	
23	92901-06600-00	WASHER	2	
24	2G2-84708-01-00	CHECKER, LIGHT	1	
25	3H3-85752-00-00	SNDR UT ASSEMBLY, F/MTR	1	
26	95821-06014-00	BOLT, FLANGE	4	
27	90202-05187-00	WASHER, PLATE	4	

CONTINUED ON NEXT FRAME ➤

# SWITCHES - RELAYS



Ref. No.	Part Number	Description	Qty	Remarks
28	2H7-85753-00-00	GASKET, SENDER UNIT	..... 1	

# TOP END GASKET KIT

Ref. No.	Part Number	Description	Qty	Remarks
28	(3H5-W0001-90-00)	GASKET KIT XS11 0 .....		
	1J7-11138-00-00	PLUG .....	2	
	1J7-12119-01-00	SEAL, VALVE STEM .....	8	
	2H7-11181-02-00	GASKET, CYLINDER HEAD 1 .	1	
	2H7-11193-00-00	GASKET, HD.COVER 1 .....	1	
	2H7-11351-01-00	GASKET, CYLINDER .....	1	
	2H7-12213-00-00	GASKET, TENSNR CASE ....	1	
	4BE-14613-00-00	GASKET, EXHAUST PIPE ....	4	
	90430-10171-00	GASKET .....	4	
	93210-06632-00	O-RING .....	1	
	93210-77363-00	O-RING .....	4	

# XS1100SF 1979 SERVICE DATA

MOTORCYCLE  
M8-048

MODEL - IBM I.D. NUMBER	XS1100SF-B	XS1100SF-R	3H3
Initial Engine Number/Frame Number	3H3-000101 / 3H3-000101		
Basic Color(s)	Black Gold (B) Carmine Red (R)		
Fuel Type/Fuel Tank Capacity/Reserve Capacity	Regular / 15 Lit. (4.0 Gal.) / 2.5 Lit. (0.6 Gal.)		
Dry Vehicle Weight	252 kg (556 lbs.)		
<b>ENGINE TYPE</b>	4-Stroke, Air-Cooled, DOHC		
Bore/Stroke/Number Cylinders/Displacement (cc)	71.5mm / 68.6mm / 4 / 1102cc		
Compression Ratio/Compression Pressure min ~ max	9.2:1 / 9.0 ~ 11.0 kg/cm <sup>2</sup>		
Piston Skirt Clearance new/max.	0.040 ~ 0.045mm / 0.1mm		
Ring End Gap top/2nd/3rd	0.2 ~ 0.4mm / 0.2 ~ 0.4mm / 0.2 ~ 0.9mm		
Valve Clearance (cold) Intake/Exhaust	0.16 ~ 0.20mm / 0.21 ~ 0.25mm		
Oil Pressure hot/rpm	1.5 kg/cm <sup>2</sup> @ 60°C / 1100 rpm @ Oil Pressure Switch		
Oiling System	Wet Sump		
Capacity: Dry	4000cc		
Oil and Filter Change	3500cc		
Oil Change	3000cc		
Lubricant: Temp above 5°C (40°F)	Yamalube 4* or SAE 20W40 SE		
Below 15°C (60°F)	SAE 10W30 SE		
<b>AUTOLUBE - Min. Stroke/Color Code</b>	φ		
Minimum Output @ 200 cycles	φ		
Maximum Output @ 200 cycles	φ		
<b>CARBURETOR - Mfr./Type/I.D. Number</b>	Mikuni / BS34-II / 3H3-00		
Main Jet/Pilot Jet	137.5 / 42.5		
Needle Jet/Jet Needle-Clip Position	X-2 / 5G26-3		
Slide Cutaway or Throttle Valve	135		
Float Level	25.7 ± 1mm		
Idle RPM	1100 rpm		
CO % @ Idle (Diagnostic Use Only)	3 ± 2%		
<b>SUSPENSION</b>			
Front Forks: Oil Type/Level/Qty.	10 wt. Fork Oil* / φ / 210cc		
Gas Pressure	0.4 kg/cm <sup>2</sup>		
Spring Length Std.	612.2mm		
Monoshock: Oil Type/Qty.	φ		
Gas Pressure	φ		
Minimum Brake Lining Thickness	Front: 6mm Rear: 6mm		
Tire Size (Nominal Pressure)	F: 3.50H19 (1.8kg/cm <sup>2</sup> / 26 psi) R: 130/90H16 (2.0kg/cm <sup>2</sup> / 28 psi)		
<b>TRANSMISSION - Oil Type/Qty Chg/Qty Reassemble</b>	See ENGINE above		
Primary Drive Type/Teeth/Ratio	Spur Gear Silent Chain / 25-25 x 58-35 / 1.657		
Secondary Drive Type/Teeth/Chain	Shaft Drive / 44-47 x 19-18 x 33-10 <sup>7</sup> / φ		
Clutch Friction Plate Thickness Std ~ min.	3.0 ~ 2.8mm		
Clutch Spring Length Std ~ min.	42.8 ~ 41.8mm		
Middle Gear Case Capacity	375cc		
Final Gear Case Capacity	300cc		
Gear Case Lubricant: Temp above 5°C (40°F)	SAE 90 Hypoid Gear Oil GL-4		
Temp below 15°C (60°F)	SAE 80 Hypoid Gear Oil GL-4		
All Weather Conditions	SAE 80W90 Hypoid Gear Oil GL-4		

Service Copy: \_\_\_\_\_ Service Mgr. \_\_\_\_\_ Mechanic \_\_\_\_\_ Mechanic \_\_\_\_\_ Mechanic \_\_\_\_\_ Binder \_\_\_\_\_

Office Copy: \_\_\_\_\_ General Mgr. \_\_\_\_\_ Sales \_\_\_\_\_ Parts \_\_\_\_\_ Binder \_\_\_\_\_

©YAMAHA MOTOR CORPORATION, U. S. A., BUENA PARK, CALIFORNIA November 27, 1978 PAGE 1 OF 2

<b>CHARGING SYSTEM</b>	A.C. Generator / 3 Phase / Full Wave
Battery: Model / Spec. Grav. / Chg. Rate	G.S. GM18Z-3A (12V20AH) / 1.28 / 2.0A
Maximum Output	14V-20A @ 5000 rpm
<b>TROUBLESHOOTING</b>	
Field Coil Color Code / Ω	Rotor: Grn ~ Blk / 3.5 Ω ± 10% Stator: Wht ~ Wht / 0.4 Ω ± 10%
Charge Coil Color Code / Ω	φ
<b>IGNITION SYSTEM</b>	Transistor Controlled Ignition
Ignition Timing	5° Mark
	Std: 5° @ 1100 rpm Adv: 52° @ 5400 rpm
Spark Plug Type	NGK BP6ES or Champion N-8Y
Spark Plug Gap / Torque / Cap Ω	0.7 ~ 0.8mm / 2.0 m·kg / 5K Ω
Point Gap / Condenser Capacitance	φ / φ
<b>TROUBLESHOOTING</b>	
Ignition Coil Test Gap / Primary Ω / Secondary Ω	6mm / 1.5 Ω ± 10% / 15K Ω ± 20%
Pulse Coil or Pick-up Coil Color Code / Ω	Org ~ Blu, Gry ~ Blk / 720 Ω ± 20%
Source Coil Color Code / Ω	φ
<b>LIGHTING SYSTEM</b>	
Headlight / Taillight / Signal Rating	12V60-55W / 12V27-8W / 12V27W
<b>TROUBLESHOOTING</b>	
Lighting Coil Color Code / Ω	φ
<b>TORQUE VALUES</b>	
Front Axle Nut	14 x 1.5: 10.7 m·kg
Front Axle Holder Nut	8 x 1.25: 2.0 m·kg
Rear Axle Nut	18 x 1.25: 15.0 m·kg
Rear Axle Pinch Bolt	8 x 1.25: 0.6 m·kg
Clutch Nut	18 x 1.0: 7.0 m·kg
Drain Plug	14 x 1.5: 4.25 m·kg
Cylinder Head Cover	6 x 1.0: 1.0 m·kg
Cylinder Head:	10 x 1.25: 3.5 m·kg (Use Oil)
	Nut: 8 x 1.25: 2.0 m·kg Bolt: 6 x 1.0: 1.0 m·kg
Engine Mounting Bolts: Front, Upper	10 x 1.25: 6.7 m·kg
Front, Lower	10 x 1.25: 6.7 m·kg
Rear	12 x 1.25: 10.0 m·kg

φ Does Not Apply to This Model

\* Available From Yamaha Parts Distributors, Inc.

PAGE 2 OF 2



<b>CHARGING SYSTEM</b>	A.C. Generator / 3 Phase / Full Wave
Battery: Model / Spec. Grav. / Chg. Rate	G.S. GM18Z-3A (12V20AH) / 1.28 / 2.0A
Maximum Output	14V-20A @ 5000 rpm
<b>TROUBLESHOOTING</b>	
Field Coil Color Code / $\Omega$	Rotor: Grn ~ Blk / 3.5 $\Omega \pm 10\%$ Stator: Wht ~ Wht / 0.4 $\Omega \pm 10\%$
Charge Coil Color Code / $\Omega$	$\phi$
<b>IGNITION SYSTEM</b>	Transistor Controlled Ignition
Ignition Timing	5° Mark
	Std: 5° @ 1100 rpm Adv: 52° @ 5400 rpm
Spark Plug Type	NGK BP6ES or Champion N-8Y
Spark Plug Gap / Torque / Cap $\Omega$	0.7 ~ 0.8mm / 2.0 m·kg / 5K $\Omega$
Point Gap / Condenser Capacitance	$\phi$ / $\phi$
<b>TROUBLESHOOTING</b>	
Ignition Coil Test Gap / Primary $\Omega$ / Secondary $\Omega$	6mm / 1.5 $\Omega \pm 10\%$ / 15K $\Omega \pm 20\%$
Pulse Coil or Pick-up Coil Color Code / $\Omega$	Org ~ Blu, Gry ~ Blk / 720 $\Omega \pm 20\%$
Source Coil Color Code / $\Omega$	$\phi$
<b>LIGHTING SYSTEM</b>	
Headlight / Taillight / Signal Rating	12V60-55W / 12V27-8W / 12V27W
<b>TROUBLESHOOTING</b>	
Lighting Coil Color Code / $\Omega$	$\phi$
<b>TORQUE VALUES</b>	
Front Axle Nut	14 x 1.5: 10.7 m·kg
Front Axle Holder Nut	8 x 1.25: 2.0 m·kg
Rear Axle Nut	18 x 1.25: 15.0 m·kg
Rear Axle Pinch Bolt	8 x 1.25: 0.6 m·kg
Clutch Nut	18 x 1.0: 7.0 m·kg
Drain Plug	14 x 1.5: 4.25 m·kg
Cylinder Head Cover	6 x 1.0: 1.0 m·kg
Cylinder Head:	10 x 1.25: 3.5 m·kg (Use Oil)
	Nut: 8 x 1.25: 2.0 m·kg Bolt: 6 x 1.0: 1.0 m·kg
Engine Mounting Bolts: Front, Upper	10 x 1.25: 6.7 m·kg
Front, Lower	10 x 1.25: 6.7 m·kg
Rear	12 x 1.25: 10.0 m·kg

$\phi$  Does Not Apply to This Model

\* Available From Yamaha Parts Distributors, Inc.