



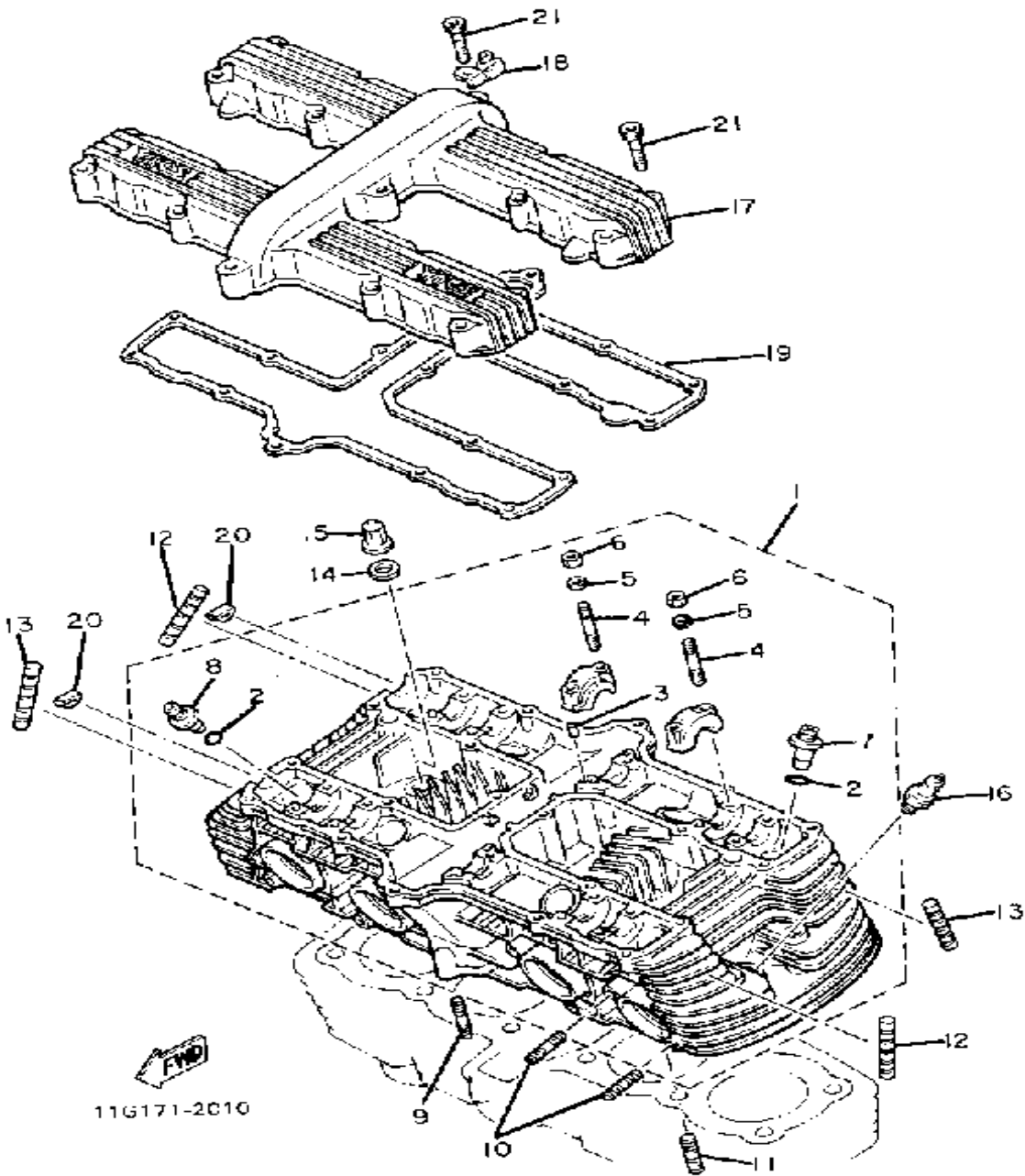
**YAMAHA**

**GENUINE**

**PARTS CATALOGUE**

**MOTORCYCLE**

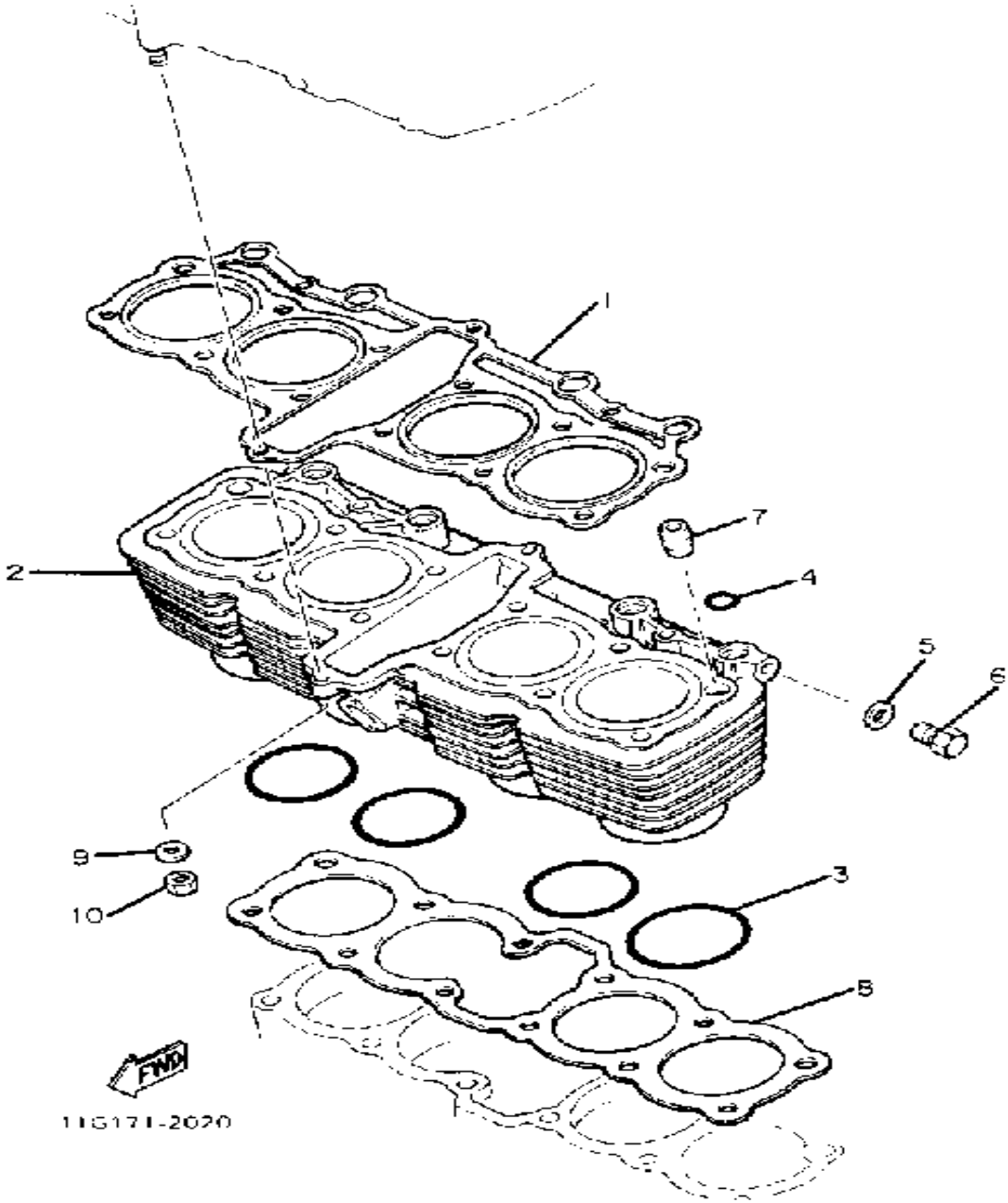
# CYLINDER HEAD



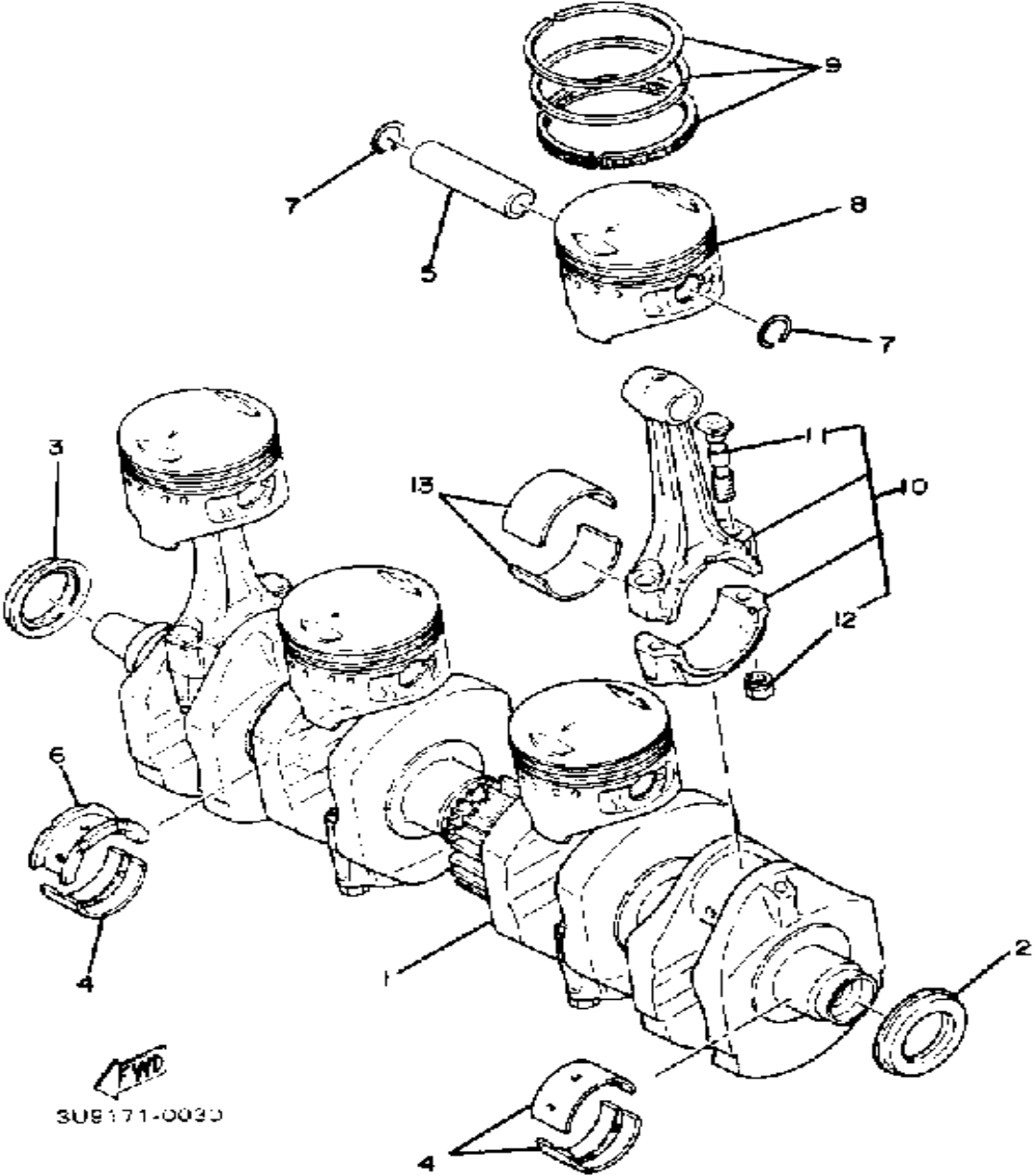
Ref. No.	Part Number	Description	Qty	Remarks
1	(10M-11110-00-00)	CYLINDER HEAD ASSEMBLY	1	
2	93210-11313-00	. O-RING	8	
3	93603-09004-00	. PIN, DOWEL	4	
4	90116-06228-00	. BOLT, STUD	20	
5	92901-06600-00	. WASHER	20	
6	95311-06600-00	. NUT	20	
7	1J7-11133-10-00	. GDE, INTK VLV 1 O/S	4	
8	1J7-11134-10-00	. GDE, EXST VLV 1 O/S	4	
9	90116-08161-00	BOLT, STUD	2	
10	95621-08615-00	BOLT, STUD	8	
11	95611-08630-00	BOLT, STUD	2	
12	2H7-11161-00-00	ABSORBER 1	2	
13	(2H7-11162-00-00)	ABSORBER 2	2	
14	90201-10131-00	WASHER, PLATE	12	
15	90176-10049-00	NUT, CROWN	12	
16	NGK-BP6ES-00-00	NGK BP6ES 4PK (94701-00000-04)	1	
17	(10M-11191-00-00)	COVER, CYLINDER.HEAD 1	1	
18	90465-10129-00	CLAMP	1	
19	2H7-11193-00-00	GASKET, HD.COVER 1	1	
20	1J7-11138-00-00	PLUG	2	
21	91316-06035-00	BOLT	20	

# CYLINDER

Ref. No.	Part Number	Description	Qty	Remarks
1	10M-11181-00-00	GASKET, CYLINDER HEAD 1	1	
2	(10M-11310-00-00)	CYLINDER	1	
3	93210-77363-00	O-RING	4	
4	93210-09443-00	O-RING	4	
5	90201-12790-00	WASHER, PLATE	1	
6	90340-12065-00	PLUG, STRAIGHT SCRW	1	
7	99530-14016-00	PIN, DOWEL	2	
8	2H7-11351-01-00	GASKET, CYLINDER	1	
9	90201-084G3-00	WASHER, PLATE	2	
10	95336-08600-00	NUT	2	



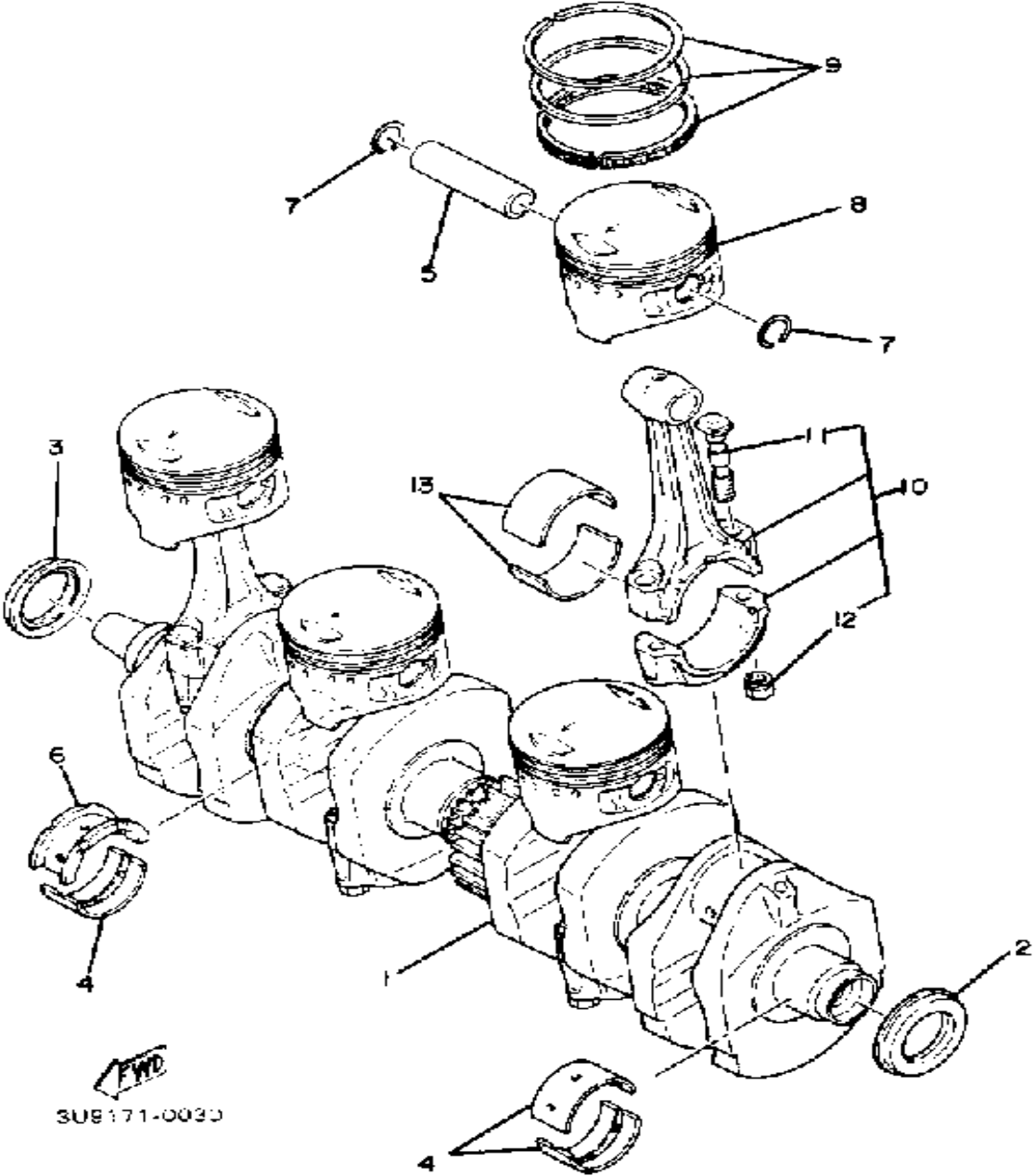
# CRANKSHAFT - PISTON



Ref. No.	Part Number	Description	Qty	Remarks
1	2H7-11411-02-00	CRANKSHAFT .....	1	
2	93101-32087-00	OIL SEAL, S-TYPE .....	1	
3	93101-32144-00	OIL SEAL .....	1	
4	2H7-11416-01-00	PLANE BRNG, CRSF 1CRANKSHAFT 1 .....	9	U.R. BLUE
	2H7-11416-11-00	PLANE BRNG, CRSF 1CRANKSHAFT 1 .....	9	U.R. BLACK
	2H7-11416-21-00	PLANE BRNG, CRSF 1CRANKSHAFT 1 .....	9	U.R. BROWN
	2H7-11416-31-00	PLANE BRNG, CRSF 1CRANKSHAFT 1 .....	9	U.R. GREEN
	2H7-11416-41-00	PLANE BRNG, CRSF 1CRANKSHAFT 1 .....	9	U.R. YELLOW
5	2H7-11633-01-00	PIN, PISTON .....	4	
6	(2H7-11417-41-00)	PLANE BRNG, CRSF 2 .....	1	U.R. YELLOW
	2H7-11417-11-00	PLANE BRNG, CRSF 2 .....	1	U.R. BLACK
	2H7-11417-11-00	PLANE BRNG, CRSF 2 .....	1	U.R. BLUE
	2H7-11417-31-00	PLANE BRNG, CRSF 2 .....	1	U.R. BROWN
	2H7-11417-31-00	PLANE BRNG, CRSF 2 .....	1	U.R. GREEN
7	90468-12069-00	CLIP .....	8	
8	(3H5-11638-00-00)	PISTON 4 O/S 1.0 .....	4	ALTERNATE PART
	3H5-11631-00-46	PISTON STD .....	4	
	3H5-11635-00-00	PISTON 1 O/S 0.5 .....	4	ALTERNATE PART
	3H5-11636-00-00	PISTON 2 O/S 0.0 .....	4	ALTERNATE PART
	3H5-11637-00-00	PISTON 3 O/S 0.5 .....	4	ALTERNATE PART
9	3J2-11610-00-00	PISTON RINGSET STD .....	4	
	3J2-11610-10-00	PISTON RINGSET 1ST .....	4	ALTERNATE PART
	3J2-11610-20-00	PISTON RINGSET 2ND .....	4	ALTERNATE PART
	3J2-11610-30-00	PISTON RINGSET 3RD .....	4	ALTERNATE PART
	3J2-11610-40-00	PISTON RINGSET 4TH .....	4	ALTERNATE PART

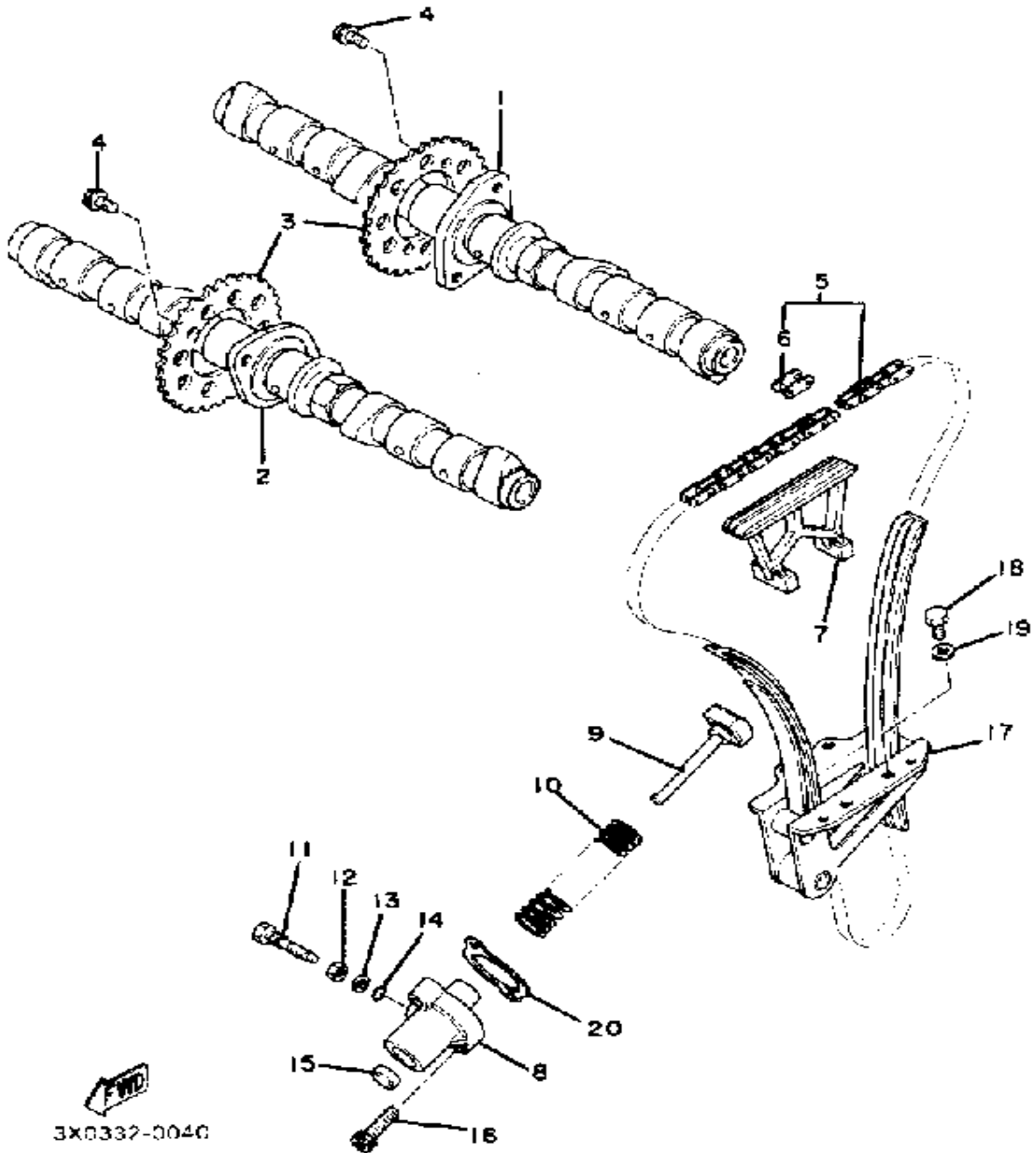
CONTINUED ON NEXT FRAME ➤

# CRANKSHAFT - PISTON



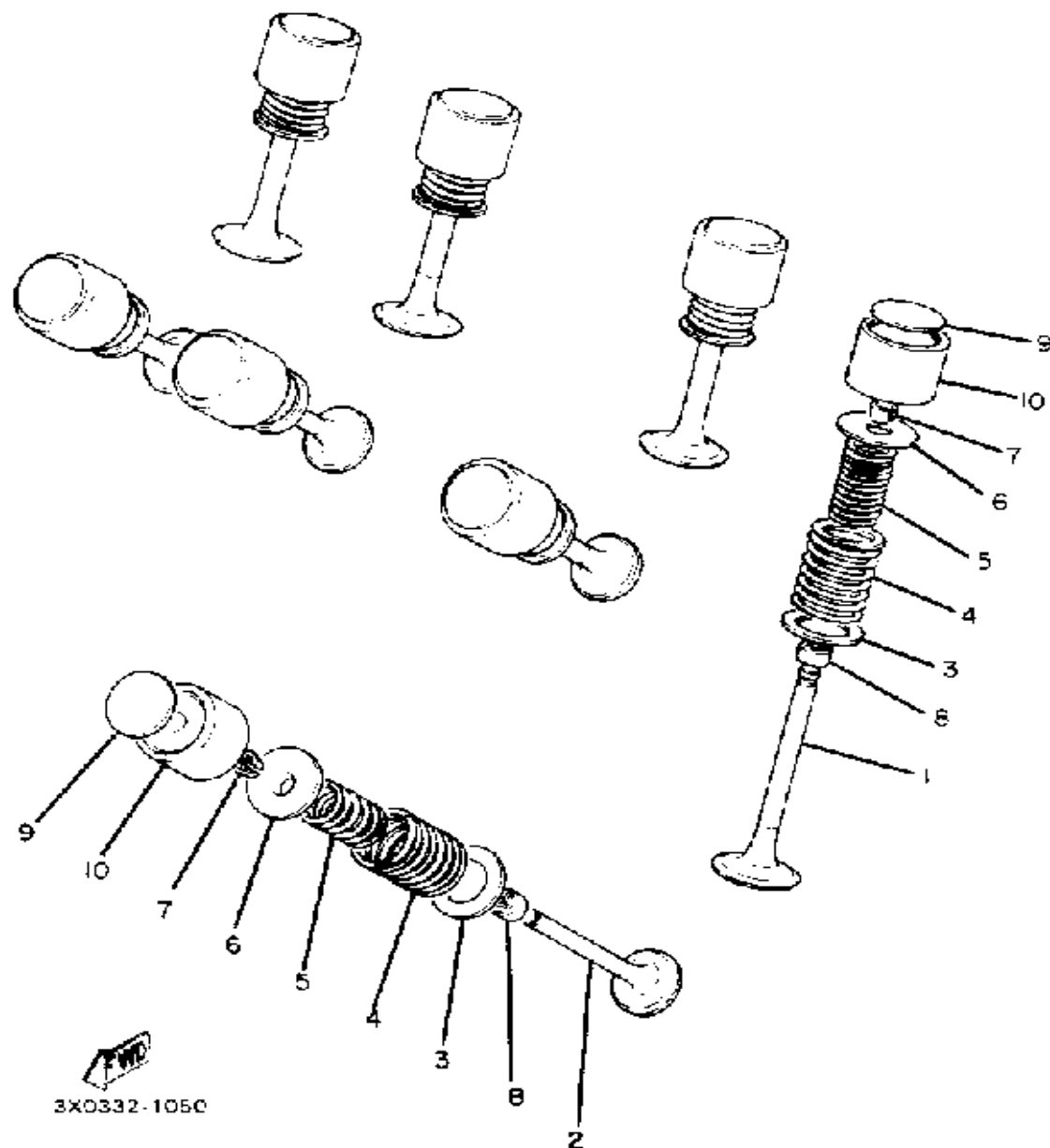
Ref. No.	Part Number	Description	Qty	Remarks
10	1J7-Y1165-01-00	CONNECTING ROD ASSEMBLY	4	
11	1J7-11654-00-00	. BOLT, CON ROD	2	
12	90170-09192-00	. NUT, HEXAGON	2	
13	2F3-11656-00-00	PLANE BRNG, CON ROD	8	U.R. BLUE
	2F3-11656-10-00	PLANE BRNG, CON ROD	8	U.R. BLACK
	2F3-11656-20-00	PLANE BRNG, CON ROD	8	U.R. BROWN
	2F3-11656-30-00	PLANE BRNG, CON ROD	8	U.R. GREEN
	2F3-11656-40-00	PLANE BRNG, CON ROD	8	U.R. YELLOW

# CAMSHAFT - CHAIN



Ref. No.	Part Number	Description	Qty	Remarks
1	3H5-12171-01-00	CAMSHAFT 1 .....	1	
2	3H5-12181-01-00	CAMSHAFT 2 .....	1	
3	1L9-12176-00-00	SPROCKET, CAM CHAIN .....	2	
4	90105-07087-00	BOLT, WASHER BASED .....	4	
5	94500-02128-00	CHAIN .....	1	
6	94600-02001-00	. JOINT, CHAIN (BF05M) .....	1	TSUBAKIMOTO
7	2H7-12241-00-00	GUIDE, STOPPER 2 .....	1	
8	2H9-12212-00-00	CASE, CHAIN TENSNR .....	1	
9	2H7-12217-01-00	ROD, CHN TENSIONER .....	1	
10	90501-16493-00	SPRING, COMPRESSION .....	1	
11	90109-08442-00	BOLT .....	1	
12	95303-08700-00	NUT .....	1	
13	92901-06600-00	WASHER .....	1	
14	93210-06632-00	O-RING .....	1	
15	90338-14004-00	PLUG, SPEC'L SHAPE .....	1	
16	91311-06025-00	BOLT, SOCKET HEAD .....	2	
17	2H7-12250-04-00	CHAIN DAMPER ASSEMBLY ..	1	
18	97011-06020-00	BOLT .....	4	
19	92901-06600-00	WASHER .....	4	
20	2H7-12213-00-00	GASKET, TENSNR CASE .....	1	

# VALVE

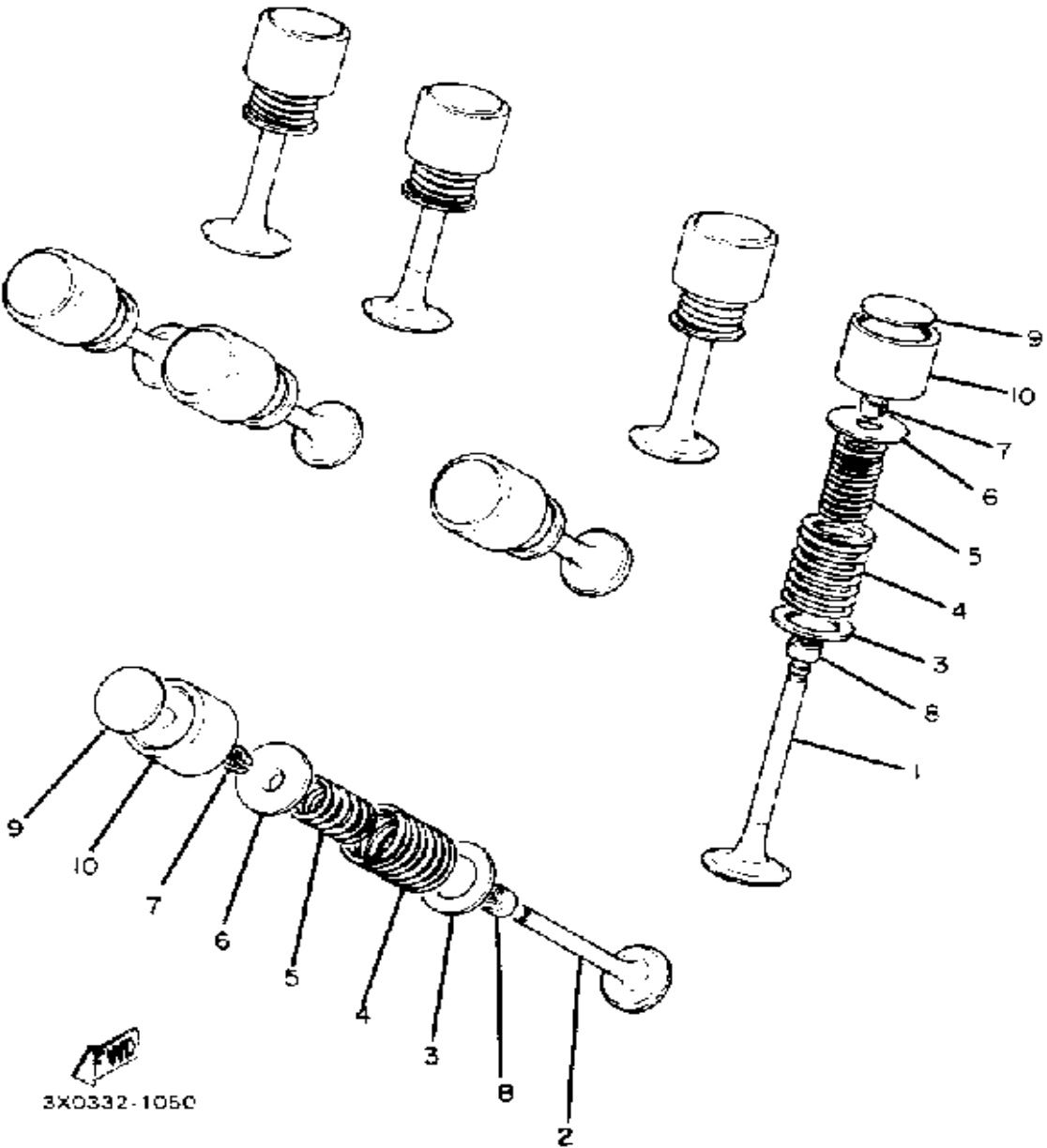


Ref. No.	Part Number	Description	Qty	Remarks
1	3H5-12111-01-00	VALVE, INTAKE 1 .....	4	
2	3H5-12121-00-00	VALVE, EXHAUST .....	4	
3	1J7-12116-00-00	SEAT, VALVE SPRING .....	8	
4	90501-39414-00	SPRING, COMPRESSION .....	8	
5	90501-28415-00	SPRING, COMPRESSION .....	8	
6	2F3-12117-00-00	RETAINER, VALVE SPRING ..	8	
7	1J7-12118-00-00	COTTER, VALVE .....	16	
8	1J7-12119-01-00	SEAL, VALVE STEM .....	8	
9	1J7-12169-11-00	PAD, ADJUSTING 2.05 (2.05) ..	8	U.R.
	1J7-12169-21-00	PAD, ADJUSTING 2.10 (2.10) ..	8	U.R.
	1J7-12169-31-00	PAD, ADJUSTING 2.15 (2.15) ..	8	U.R.
	1J7-12169-41-00	PAD, ADJUSTING 2.20 (2.20) ..	8	U.R.
	1J7-12169-51-00	PAD, ADJUSTING 2.25 (2.25) ..	8	U.R.
	1J7-12169-61-00	PAD, ADJUSTING 2.30 (2.30) ..	8	U.R.
	1J7-12169-71-00	PAD, ADJUSTING 2.35 (2.35) ..	8	U.R.
	1J7-12169-81-00	PAD, ADJUSTING 2.40 (2.40) ..	8	U.R.
	1J7-12169-91-00	PAD, ADJUSTING 2.45 (2.45) ..	8	U.R.
	1J7-12169-A1-00	PAD, ADJUSTING 2.50 (2.50) ..	8	U.R.
	1J7-12169-E1-00	PAD, ADJUSTING 2.55 (2.55) ..	8	U.R.
	1J7-12169-F1-00	PAD, ADJUSTING 2.60 (2.60) ..	8	U.R.
	1J7-12169-G1-00	PAD, ADJUSTING 2.65 (2.65) ..	8	U.R.
	1J7-12169-H1-00	PAD, ADJUSTING 2.70 (2.70) ..	8	U.R.
	1J7-12169-J1-00	PAD, ADJUSTING 2.75 (2.75) ..	8	U.R.
	1J7-12169-K1-00	PAD, ADJUSTING 2.80 (2.80) ..	8	U.R.
	1J7-12169-L1-00	PAD, ADJUSTING 2.85 (2.85) ..	8	U.R.
	1J7-12169-M1-00	PAD, ADJUSTING 2.90 (2.90) ..	8	U.R.
	1J7-12169-N1-00	PAD, ADJUSTING 2.95 (2.95) ..	8	U.R.
	1J7-12169-R1-00	PAD, ADJUSTING 3.00 (3.00) ..	8	U.R.
	1J7-12169-T1-00	PAD, ADJUSTING 3.05 (3.05) ..	8	U.R.

CONTINUED ON NEXT FRAME ►

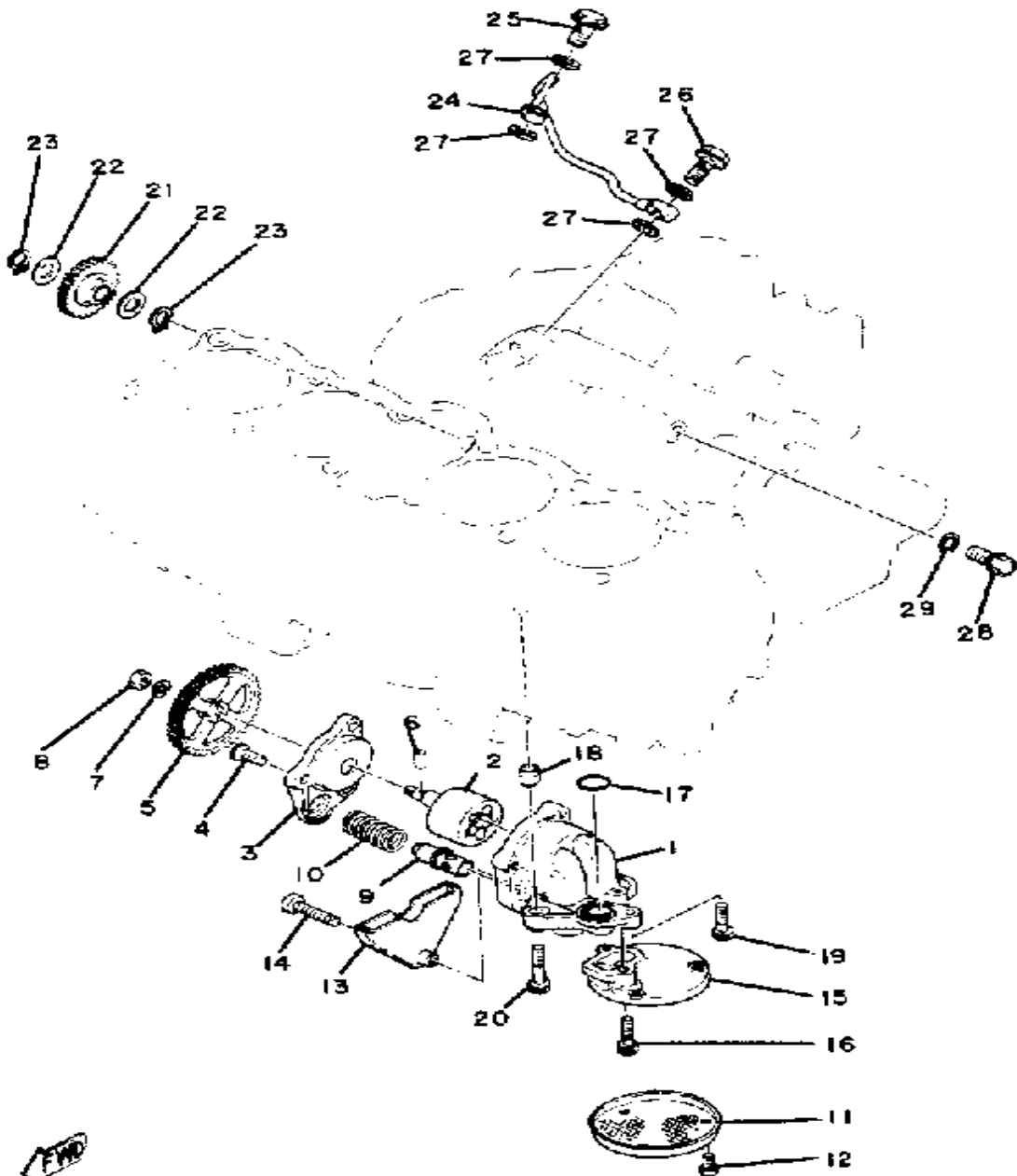
# VALVE

Ref. No.	Part Number	Description	Qty	Remarks
9	1J7-12169-U1-00	PAD, ADJUSTING 3.10 (3.10)	8	U.R.
	1J7-12169-V1-00	PAD, ADJUSTING 3.15 (3.15)	8	U.R.
	1J7-12169-W1-00	PAD, ADJUSTING 3.20 (3.20)	8	U.R.
10	31A-12153-00-E0	LIFTER, VALVE (4H7-12153-01)	8	





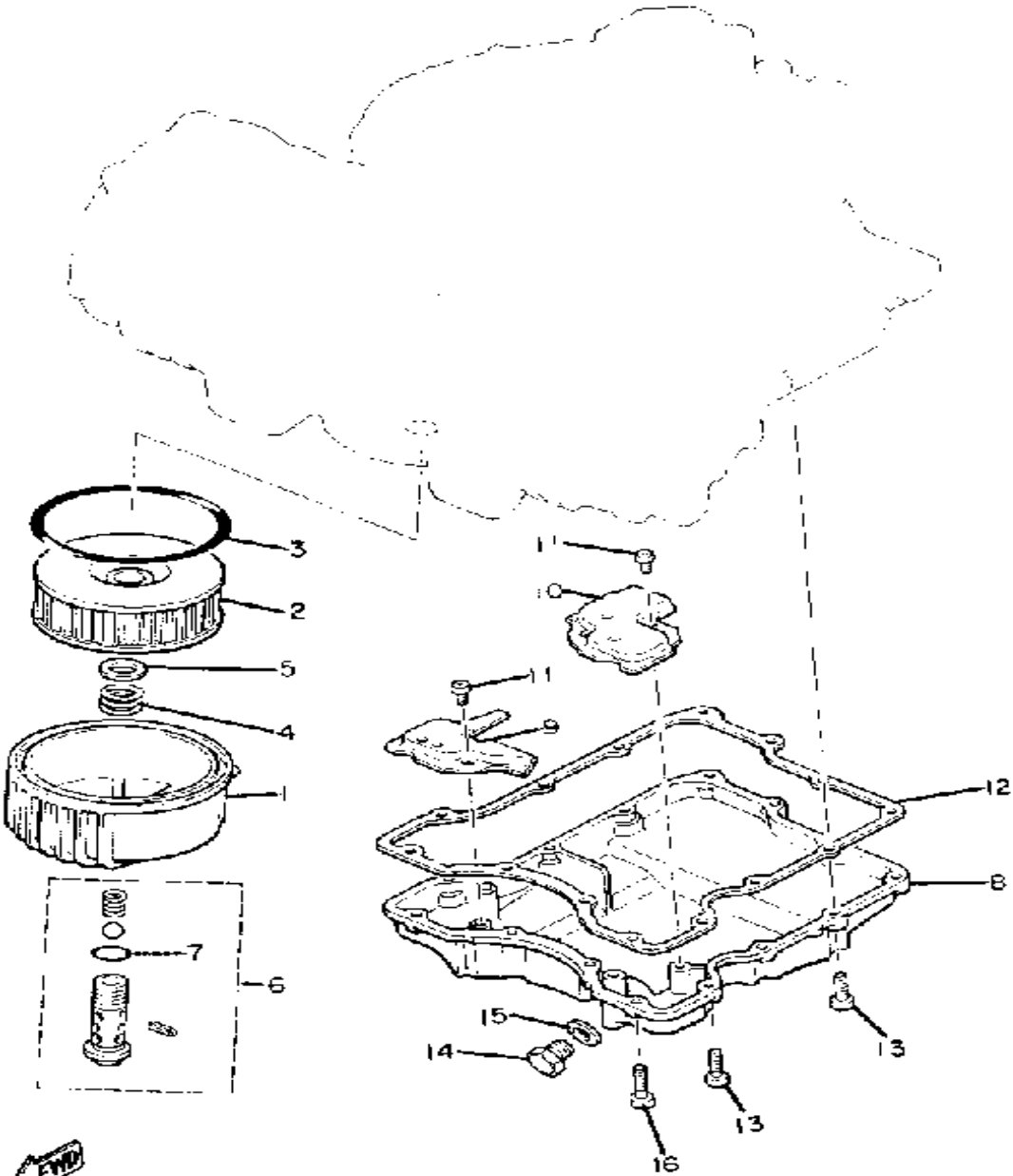
# OIL PUMP



FWD  
3XJ332-0060

Ref. No.	Part Number	Description	Qty	Remarks
1	2H7-13336-00-00	HOUSING, ROTOR	1	
2	2H7-13330-00-00	PUMP SHAFT ASSEMBLY	1	
3	(2H7-13316-00-00)	COVER, PUMP	1	
4	90149-06126-00	SCREW, SPEC'L SHAPE	3	
5	2H7-13325-00-00	GEAR, PUMP DRIVEN	1	
6	93603-12007-00	PIN, DOWEL	1	
7	92995-06100-00	WASHER, SPRING	1	
8	95380-06600-00	NUT	1	
9	2H7-13483-00-00	PLUNGER, RELIEF	1	
10	90501-18499-00	SPRING, COMPRESSION	1	
11	2F3-13411-00-00	STRAINER, OIL	1	
12	98580-05012-00	SCREW, PAN HEAD	3	
13	(2H7-13327-00-00)	COVER, PUMP GEAR	1	
14	91316-06035-00	BOLT	1	
15	(2H7-13412-00-00)	HOUSING, STRAINER	1	
16	91316-06025-00	BOLT	2	
17	93210-18319-00	O-RING	1	
18	99510-10114-00	PIN, DOWEL	2	
19	91311-06025-00	BOLT, SOCKET HEAD	1	
20	91311-06035-00	BOLT, SOCKET HEAD	2	
21	2H7-13341-00-00	GEAR, OIL PUMP IDLE	1	
22	90201-12471-00	WASHER, PLATE	2	
23	99009-12400-00	CIRCLIP	2	
24	2H7-13161-00-00	PIPE, DELIVERY 1	1	
25	90401-10013-00	BOLT, UNION (371-13166-00)	1	
26	90401-10004-00	BOLT, UNION	1	
27	90430-10171-00	GASKET	4	
28	90401-10051-00	BOLT, UNION	1	
29	90430-10171-00	GASKET	1	

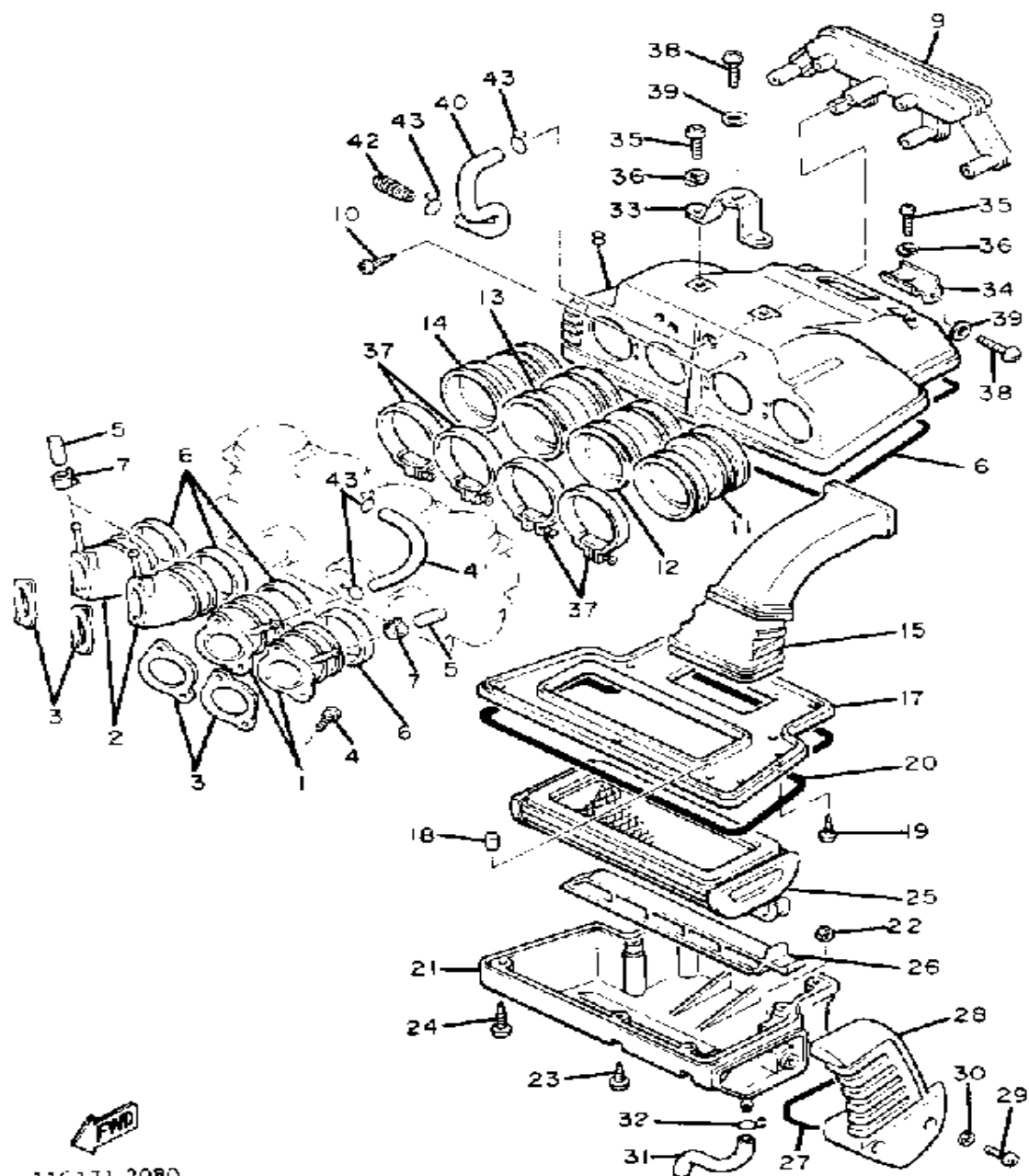
# OIL CLEANER



Ref. No.	Part Number	Description	Qty	Remarks
1	2H7-13447-00-00	COVER, OIL ELEMENT	1	
2	1J7-13441-10-00	ELEMENT, OIL CLEANER	1	
3	93211-19413-00	O-RING	1	
4	90501-18433-00	SPRING, COMPRESSION	1	
5	90201-21608-00	WASHER, PLATE	1	
6	2H7-13340-00-00	BY-PASS VALVE ASSEMBLY	1	
7	93210-16314-00	O-RING	1	
8	10M-13417-00-00	COVER, STRAINER	1	
9	(2H7-13317-00-00)	PLATE, BAFFLE	1	
10	(2H7-13337-00-00)	PLATE, BAFFLE LOWER	1	
11	98580-06012-00	SCREW, PAN HEAD	4	
12	2H7-13414-00-00	GASKET, STRNR COVER	1	
13	91311-06025-00	BOLT, SOCKET HEAD	10	
14	3VD-13455-00-00	PLUG	1	
15	214-11198-01-00	GASKET	1	
16	91311-06035-00	BOLT, SOCKET HEAD	4	

11G171-2C70

# INTAKE

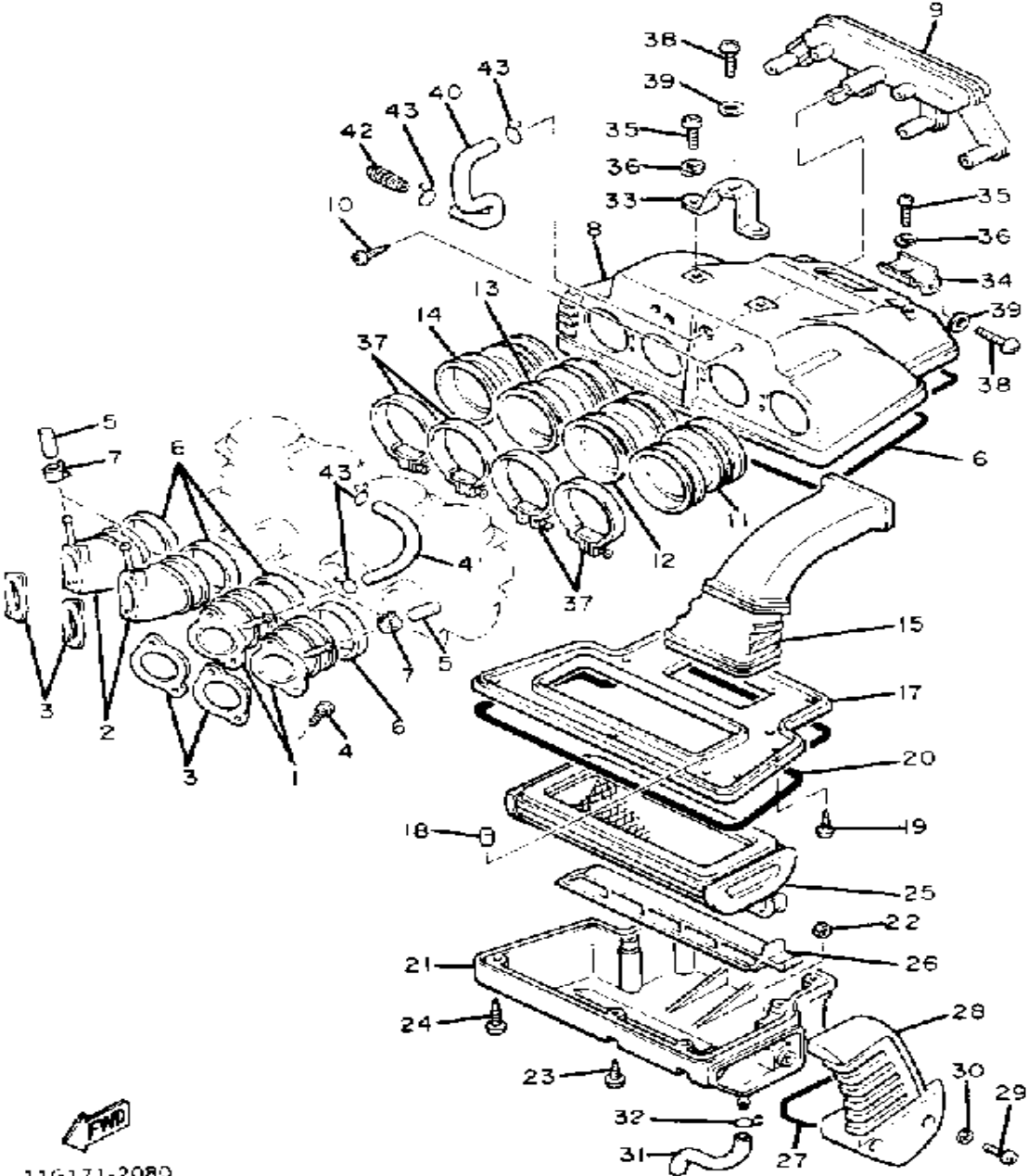


FWD  
11G171-208D

Ref. No.	Part Number	Description	Qty	Remarks
1	2H7-13586-00-00	JOINT, CARBURETOR 1	2	
2	2H7-13596-00-00	JOINT, CARBURETOR 2	2	
3	10M-13556-00-00	GASKET, MANIFOLD	4	
4	91316-06020-00	BOLT, SOCKET HEAD	8	
5	16G-13569-00-00	PLUG, BLIND	3	
6	90460-54137-00	CLAMP, hose	4	
7	90467-10039-00	CLIP	3	
8	(10M-14411-00-00)	CASE, AIR CLEANER 1	1	
9	(10M-14434-01-00)	SEPARATOR, OIL	1	
10	97780-50612-00	SCREW, TAPPING	2	
11	(10M-14453-01-00)	JOINT, AIR CLNR 1	1	
12	10M-14463-01-00	JOINT, AIR CLNR 2	1	
13	10M-14454-01-00	JOINT	1	
14	10M-14485-01-00	PIPE, JOINT	1	
15	(10M-14437-00-00)	DUCT	1	
16	1VJ-14462-00-00	SEAL	1	
17	(10M-1441F-00-00)	PARTN, AIR CLNR CS	1	
18	5H0-14462-00-00	SEAL	1	
19	97701-40510-00	SCREW, TAPPING	2	
20	1VJ-14462-00-00	SEAL	1	
21	10M-14421-00-00	CASE, AIR CLEANER 2	1	
22	95701-05500-00	NUT, FLANGE	2	
23	(97701-60530-00)	SCREW, TAPPING	6	
24	(97701-60545-00)	SCREW, TAPPING	1	
25	10M-14451-00-00	ELEMENT, AIR CLNR	1	
26	10M-14468-00-00	PLATE, ELEMENT FTNG	1	
27	5T0-14457-00-00	SEAL	1	
28	10M-14422-00-00	CAP, CLEANER CASE 2	1	
29	98506-05025-00	SCREW, PAN HEAD	2	

CONTINUED ON NEXT FRAME ►

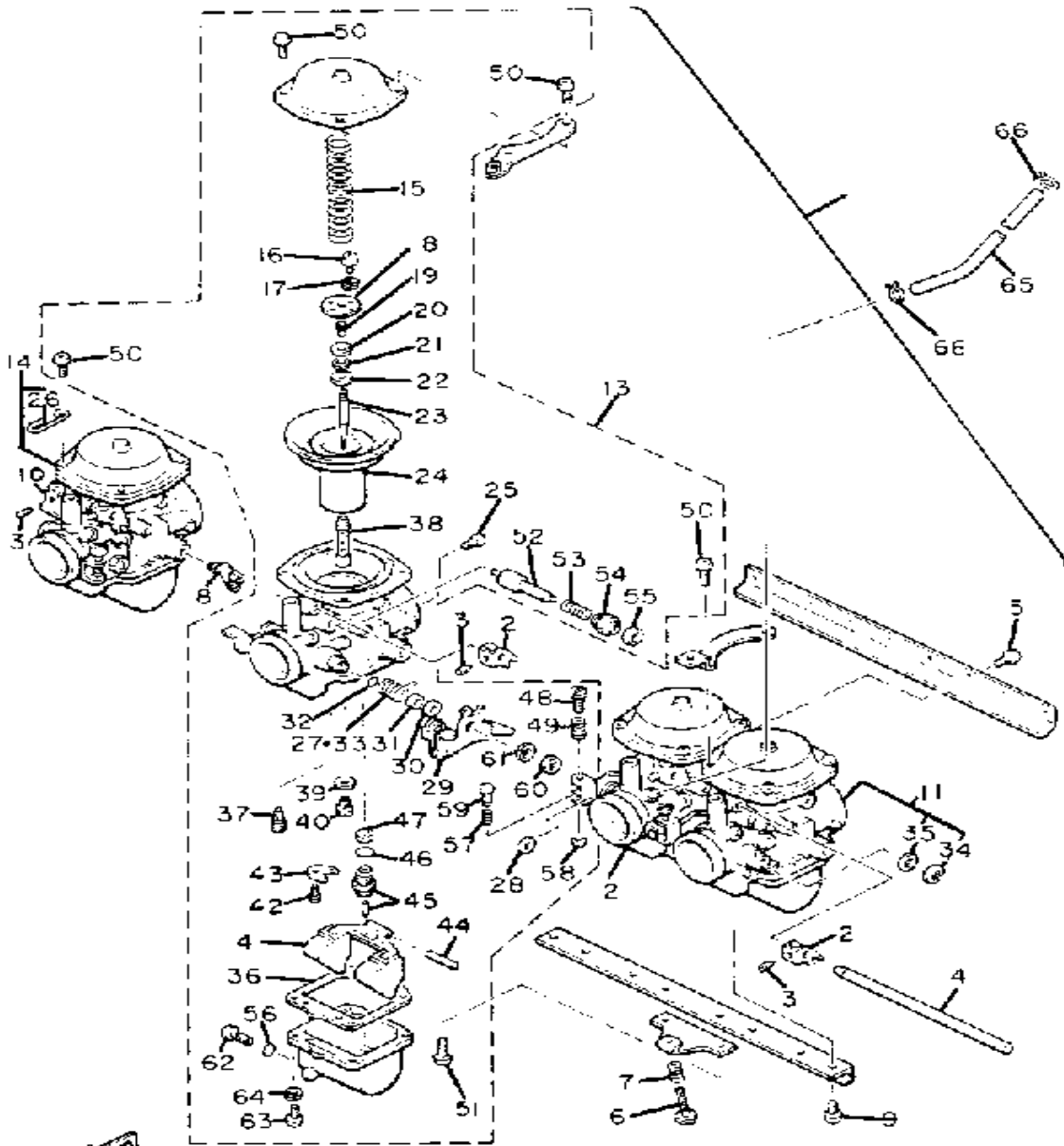
# INTAKE



Ref. No.	Part Number	Description	Qty	Remarks
30	92906-05600-00	WASHER, PLATE .....	2	
31	90445-11182-00	HOSE .....	1	
32	90467-09006-00	CLIP .....	1	
33	(10M-14498-00-00)	STAY 1 .....	1	
34	(10M-14499-00-00)	STAY 2 .....	1	
35	98503-06014-00	SCREW, PAN HEAD (92502-06016) .....	3	
36	92995-06100-00	WASHER, SPRING .....	3	
37	90460-58015-00	CLAMP, HOSE .....	4	
38	97313-06016-00	BOLT, HEXAGON .....	2	
39	92901-06600-00	WASHER .....	2	
40	2H7-11166-00-00	PIPE, BREATHER 1 .....	1	
41	(10M-11167-00-00)	PIPE, BREATHER 2 .....	1	
42	(15A-11166-00-00)	PIPE, BREATHER 1 .....	1	
43	90467-14015-00	CLIP .....	4	

FWD  
11G171-208D

# CARBURETOR

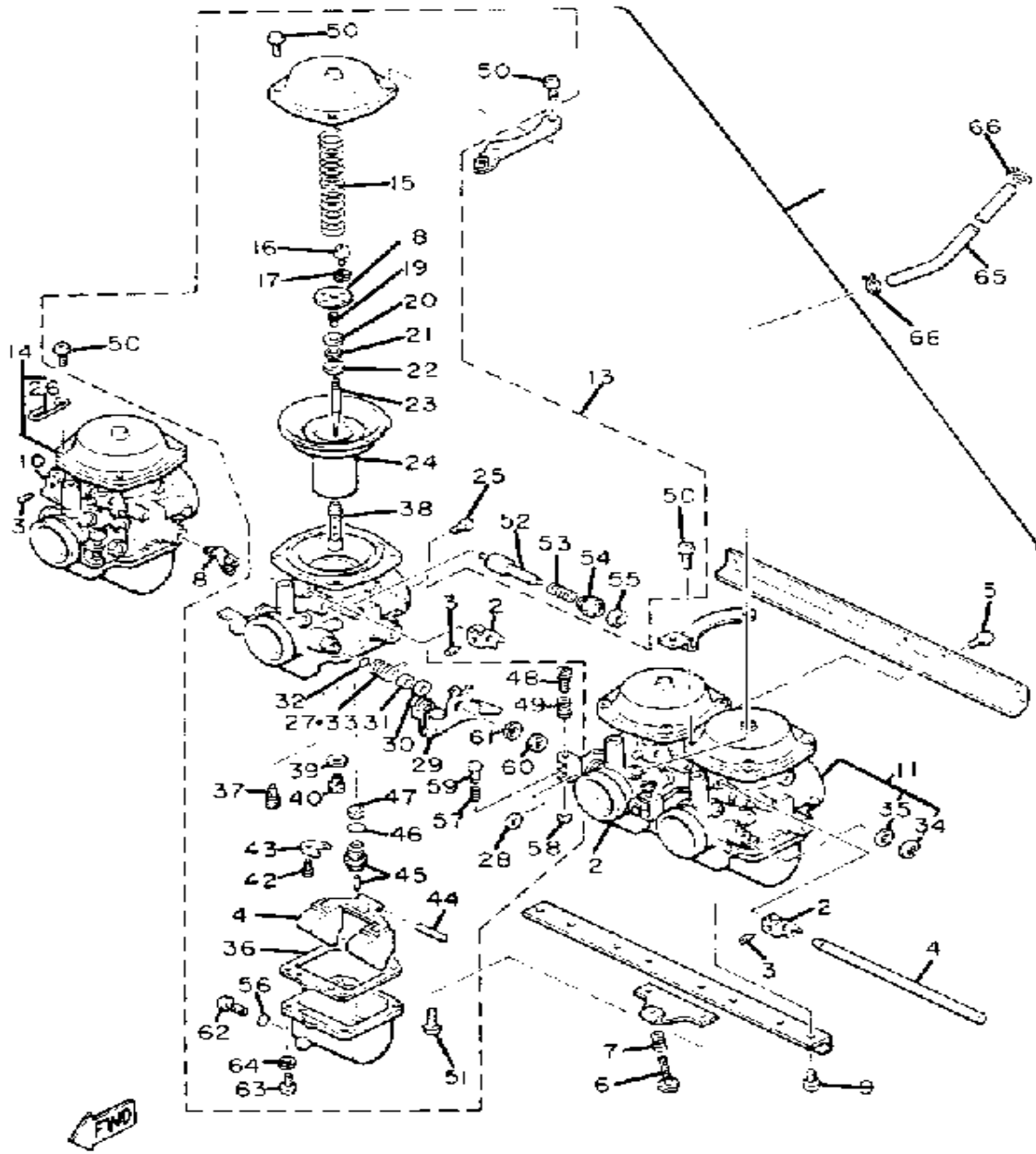


113 71-2091

Ref. No.	Part Number	Description	Qty	Remarks
1	(10M-14900-00-)	UNAVAILABLE IN PRICE BOOK	1	N/A
2	3F7-14905-00-00	. LEVER, STARTER	4	
3	11V-14991-00-00	. SCREW	5	
4	(10M-14978-00-00)	SHAFT, STARTER LVR	1	
5	98580-05010-00	. SCREW, PAN HEAD	8	
6	11H-14103-00-00	. THROTTLE SCREW SET	1	
7	3F7-14934-00-00	. SPRING, THRTL STOP	1	
8	3H3-14988-00-00	. PIPE, STARTER CON	2	
9	98503-06014-00	. SCREW, PAN HEAD (92502-06016)	8	
10	(10M-14975-00-00)	LEVER, STARTER 1	1	
11	(10M-14901-00-00)	CARBURETOR ASSEMBLY 1	1	
12	(10M-14902-00-00)	CARBURETOR ASSEMBLY 2	1	
13	(10M-14903-00-00)	CARBURETOR ASSEMBLY 3	1	
14	(10M-14904-00-00)	CARBURETOR ASSEMBLY 4	1	
15	3H5-14933-00-00	.. SPRING, DIAPHRAGM	4	
16	98580-03008-00	.. SCREW, PAN HEAD	8	
17	92990-03100-00	.. WASHER, SPRING (92901-03100)	8	
18	3F7-14936-00-00	. SEAT, SPRING	4	
19	3F7-14589-00-00	.. SPRING	4	
20	3F7-14952-00-00	.. WASHER	4	
21	256-14919-00-00	.. CLIP	4	
22	3F7-14918-00-00	.. RING	4	
23	(452-14116-34-00)	NEEDLE	4	
24	3H5-14940-00-00	.. DIAPHRAGM ASSEMBLY	4	
25	3G2-14231-34-00	.. JET, PILOT AIR (#170)	4	
26	(10M-14139-00-00)	CLIP, PIPE	1	
27	(2H9-14931-00-00)	SPRING, THRTL LEVER	2	

CONTINUED ON NEXT FRAME ►

# CARBURETOR

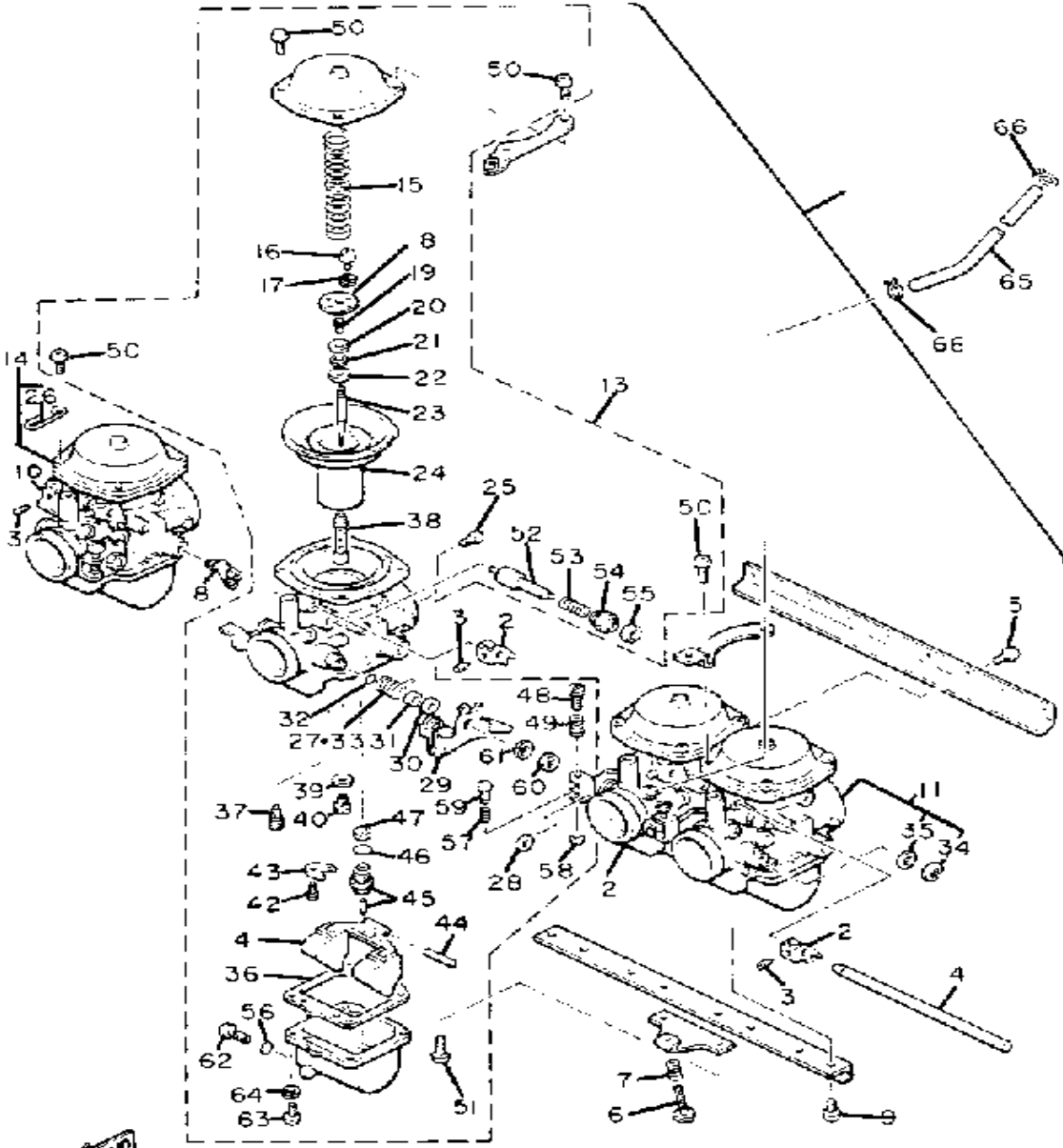


113 71-2091

Ref. No.	Part Number	Description	Qty	Remarks
28	(2H7-14952-00-00)	WASHER .....	3	N/A
29	(3H5-14913-00-00)	LEVER, THROTTLE .....	1	
30	(306-14970-00-00)	VALVE, THROTTLE .....	1	
31	(2H7-14918-00-00)	RING .....	1	
32	256-14997-00-00	.. SEAL .....	8	
33	(2H7-14931-00-00)	SPRING, THRTL LEVER .....	1	
34	812-14137-00-00	.. CLIP .....	2	N/A
35	1A8-14953-00-00	.. WASHER .....	4	
36	3F7-14984-00-00	.. GASKET, FLOAT CHMBR ..	4	
37	4G0-14142-47-A0	.. JET, PILOT #47 5 .....	4	
38	3H5-14941-02-00	.. NOZZLE, MAIN .....	4	
39	137-14153-00-00	.. WASHER, MAIN JET .....	4	
40	620-1423A-73-00	.. JET, MAIN (#112.5) .....	4	
41	3H5-14985-00-00	.. FLOAT .....	4	
42	98511-04006-00	.. SCREW, PAN HEAD (98501-04005) .....	4	
43	2H0-14146-00-00	.. PLATE .....	4	
44	537-14186-00-00	.. PIN, FLOAT .....	4	
45	25G-14107-20-00	.. NEEDLE VALVE SET .....	4	
46	8F2-14147-00-00	.. O-RING .....	4	
47	1J7-14994-00-00	.. NET, FILTER .....	4	
48	12R-1490K-00-00	.. STOP SCREW SET .....	3	
49	3F7-14133-00-00	.. SPRING, THROTTLE STOP ..	3	
50	98580-05010-00	.. SCREW, PAN HEAD .....	16	
51	(98302-05006-00)	SCREW, CYLINDER.HEAD .....	4	
52	3F7-14171-00-00	.. PLUNGER, STARTER .....	4	
53	3F7-14135-00-00	.. SPRING, PLUNGER .....	4	
54	3F7-14174-00-00	.. CAP, PLUNGER .....	4	
55	3F7-14173-00-00	.. COVER, PLUNGER CAP ...	4	

CONTINUED ON NEXT FRAME ►

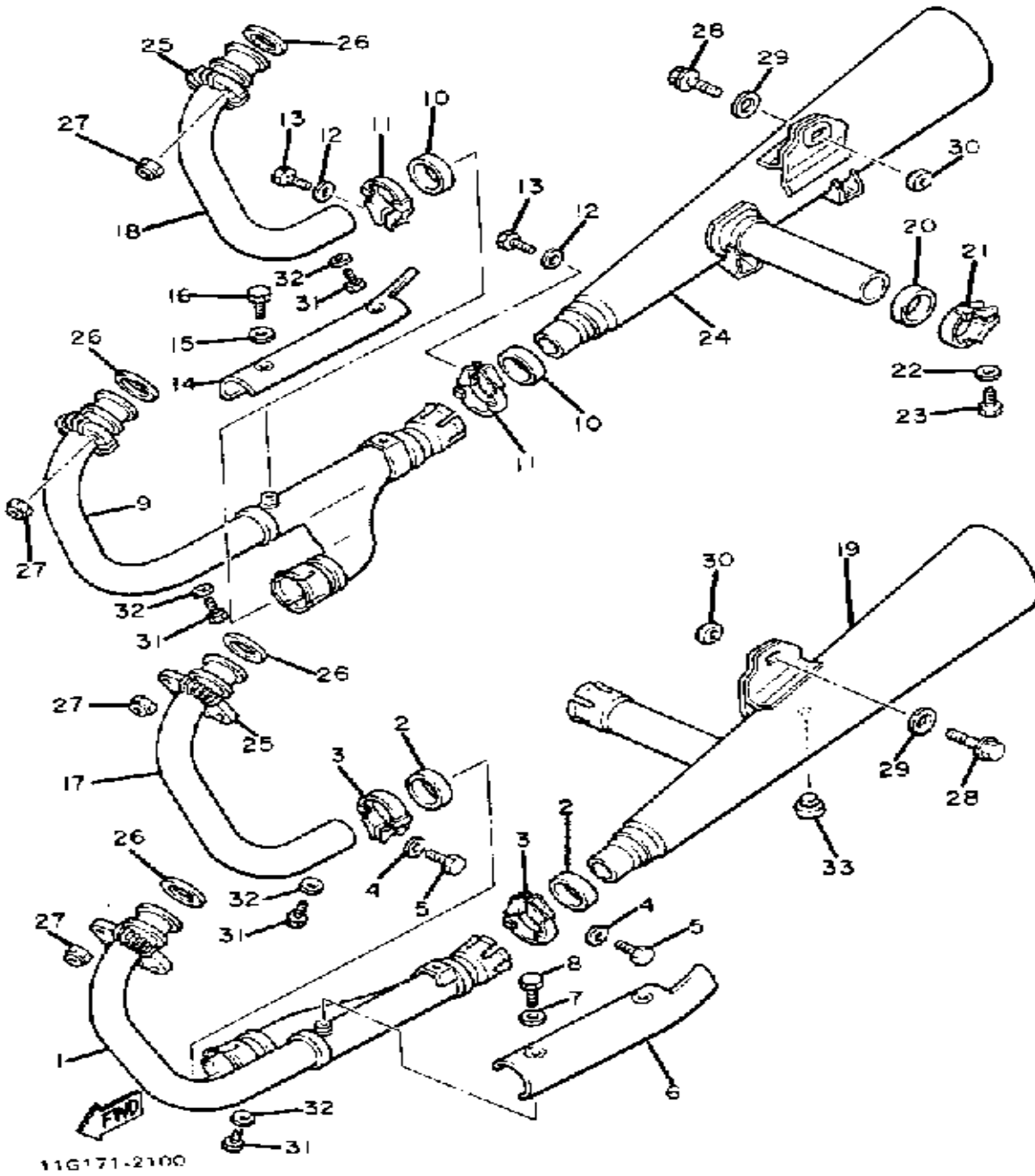
# CARBURETOR



113 71-2091

Ref. No.	Part Number	Description	Qty	Remarks
56	214-14147-00-00	.. O-RING .....	4	
57	(584-14934-00-00)	SPRING, THRTL STOP .....	3	
58	(2H7-14937-00-00)	CLIP .....	4	
59	(2H7-14992-00-00)	ROD .....	3	
60	812-14594-00-00	.. NUT .....	2	
61	92990-08100-00	.. WASHER .....	2	
62	2L1-14191-00-00	.. PLUG, DRAIN .....	4	
63	98580-05016-00	.. SCREW, PAN HEAD .....	16	
64	92990-05100-00	.. WASHER, SPRING .....	16	
65	90445-08427-00	HOSE .....	1	
66	90467-07029-00	CLIP .....	2	

# EXHAUST

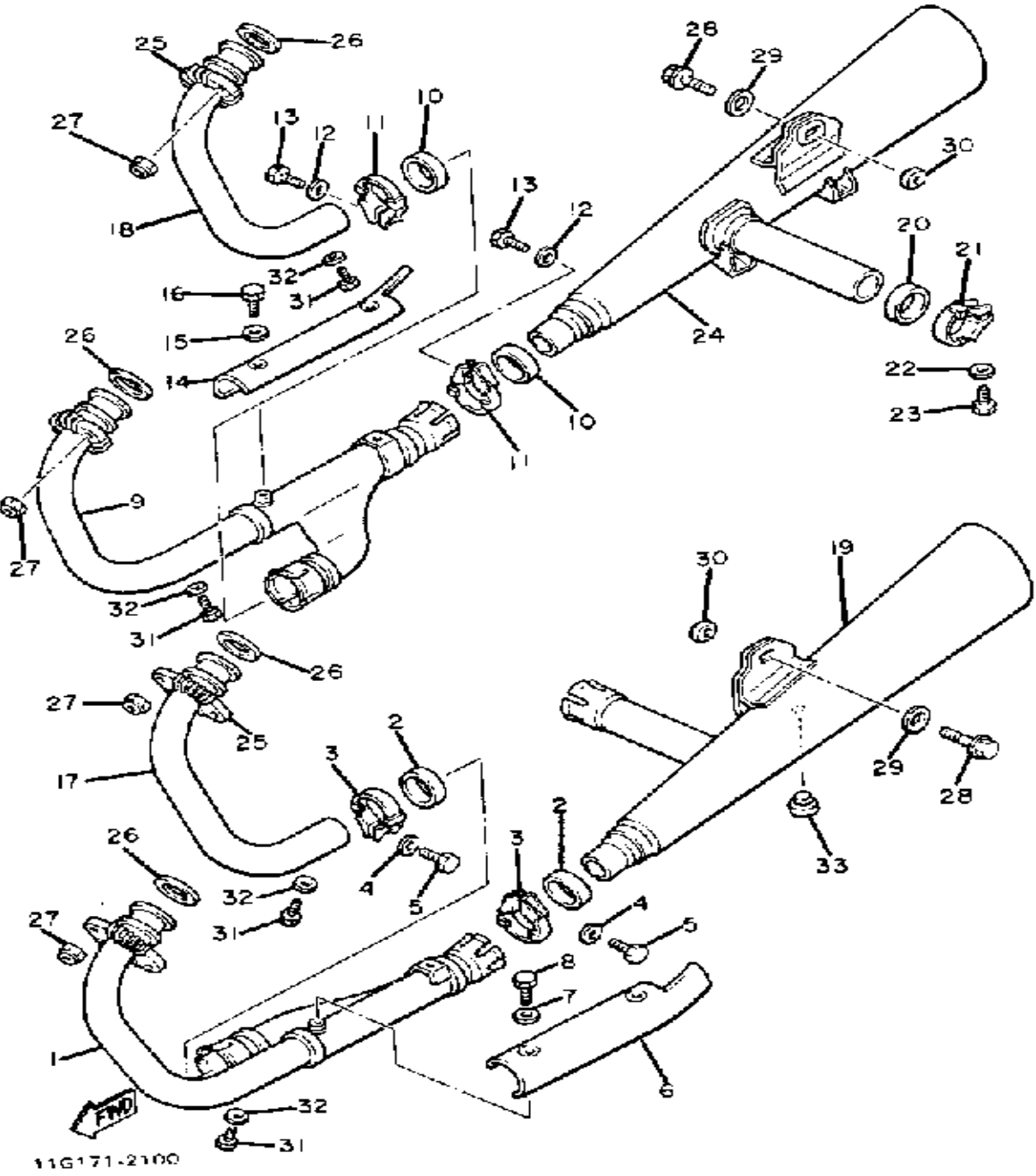


Ref. No.	Part Number	Description	Qty	Remarks
1	10M-14615-00-00	JOINT, EXHAUST L	1	
2	1L9-14714-01-00	GASKET, MUFFLER	2	
3	26H-14797-00-00	BAND, silence 4	2	
4	92901-08600-00	WASHER	2	
5	97013-08025-00	BOLT	2	
6	10M-14718-00-00	PROTECTOR, MUFF 1	1	
7	90201-06M08-00	WASHER, PLATE	2	
8	90101-06576-00	BOLT	2	
9	10M-14625-00-00	JOINT, EXHAUST R	1	
10	1L9-14714-01-00	GASKET, MUFFLER	2	
11	26H-14796-00-00	BAND, silencer 4	2	
12	92901-08600-00	WASHER	2	
13	97013-08025-00	BOLT	2	
14	10M-14728-00-00	PROTECTOR, MUFF 2	1	
15	90201-06M08-00	WASHER, PLATE	2	
16	90101-06576-00	BOLT	2	
17	2H7-14621-02-00	PIPE, EXHAUST R	1	
18	2H7-14631-02-00	PIPE, EXHAUST 3	1	
19	10M-14711-01-00	MUFFLER L	1	
20	1L9-14714-01-00	GASKET, MUFFLER	1	
21	26H-14797-00-00	BAND, silence 4	1	
22	92901-08600-00	WASHER	1	
23	97013-08025-00	BOLT	1	
24	10M-14721-01-00	MUFFLER R	1	
25	2H7-14612-00-00	NUT, RING	2	
26	4BE-14613-00-00	GASKET, EXHAUST PIPE	4	
27	90179-08599-00	NUT	8	
28	95811-10040-00	BOLT, FLANGE (95801-10040)	2	
29	90201-10669-00	WASHER, PLATE	2	

CONTINUED ON NEXT FRAME ►

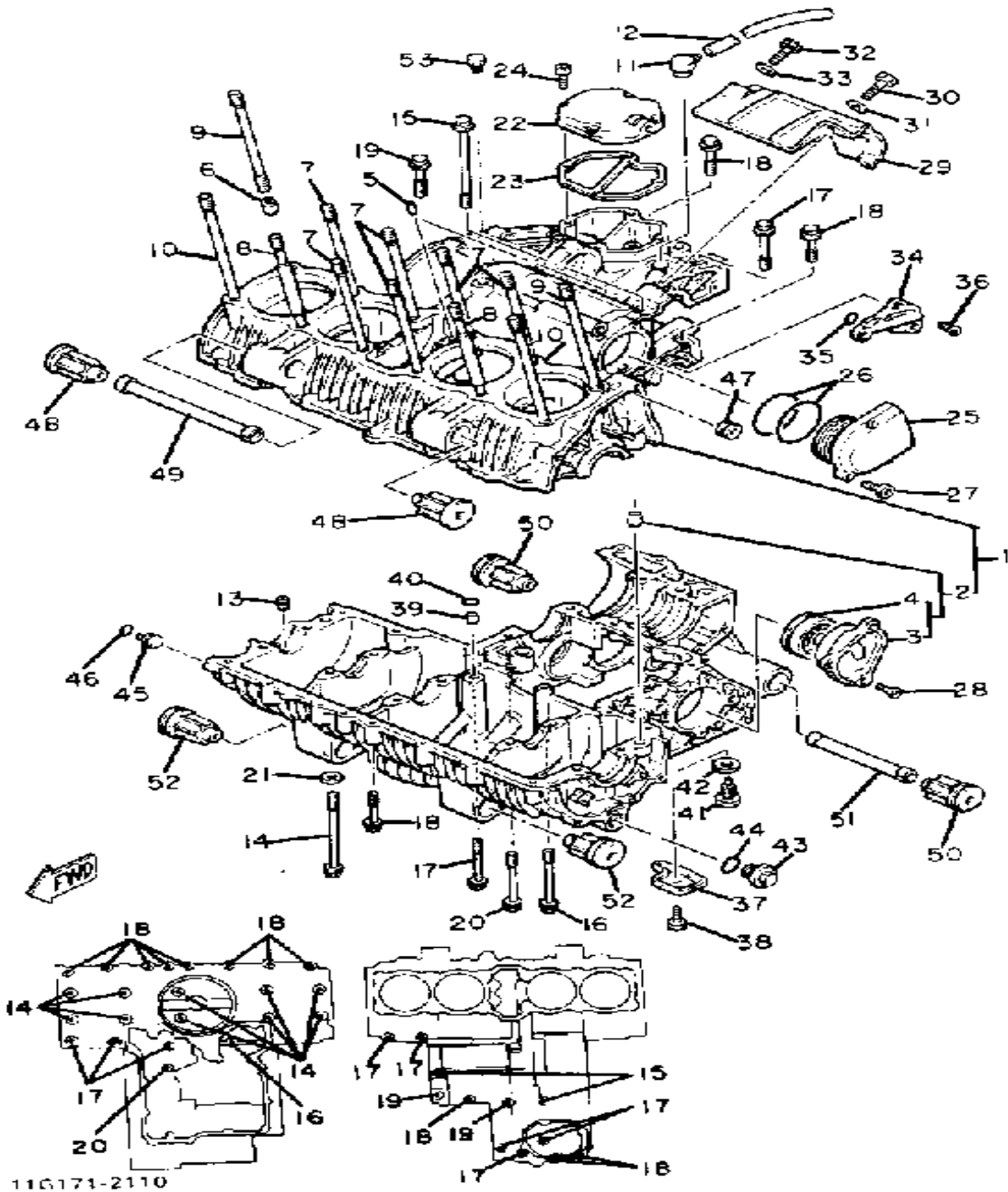


# EXHAUST



Ref. No.	Part Number	Description	Qty	Remarks
30	90179-10276-00	NUT, SPEC'L SHAPE	2	
31	97013-06012-00	BOLT	4	
32	92901-06600-00	WASHER	4	
33	1A0-27114-00-00	STOPPER, MAIN STAND	1	

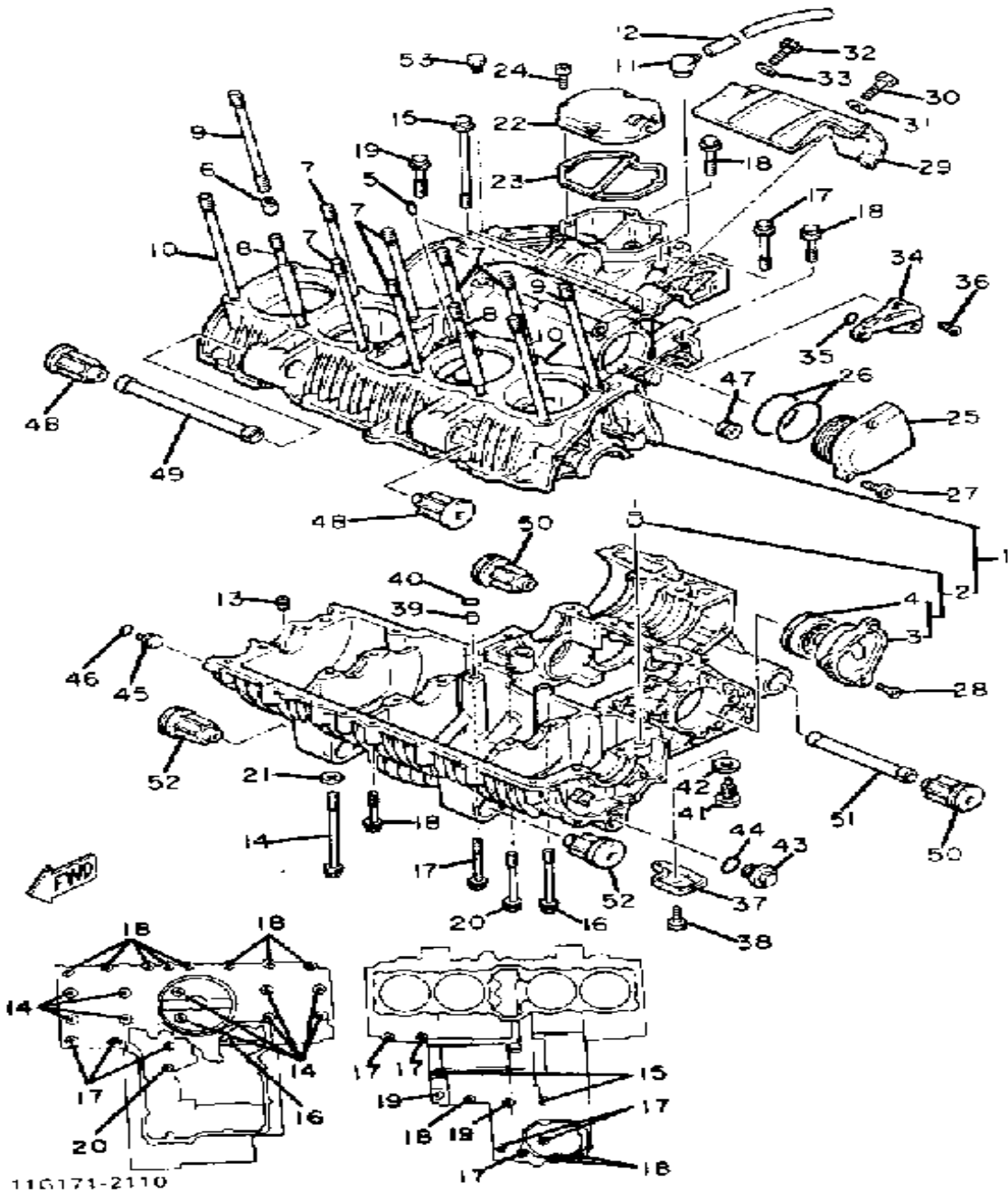
# CRANKCASE



Ref. No.	Part Number	Description	Qty	Remarks
1	(2H7-15100-02-00)	CRANKCASE ASSEMBLY	1	
2	99510-12016-00	. PIN, DOWEL	2	
3	2H7-W1516-00-10	.. BRNG HSNG Cmplt 2	2	U.R. MARKED A
	2H7-W1516-00-20	.. BRNG HSNG Cmplt 2	1	U.R. MARKED B
4	93304-20501-00	.. BEARING	1	
5	93605-14143-00	PIN, DOWEL	2	
6	99530-14016-00	PIN, DOWEL	2	
7	90116-10273-00	BOLT, STUD	6	
8	2F3-11363-00-00	BOLT, CYLINDER HOLDING 3	2	
9	90116-10275-00	BOLT, STUD	2	
10	90116-10274-00	BOLT, STUD	2	
11	2H7-17591-01-00	BREATHER	1	
12	90445-07039-00	HOSE	1	
13	(2H7-15138-00-00)	NOZZLE 1	3	
14	90105-08114-00	BOLT, WASHER BASED	10	
15	95811-08125-00	BOLT, FLANGE (91011-08125-00)	2	
16	95811-06085-00	BOLT, FLANGE	1	
17	95811-06065-00	BOLT, FLANGE	8	
18	95811-06045-00	BOLT, flange (95812-06045-00)	11	
19	95811-08045-00	BOLT, FLANGE (JN5)	2	
20	95811-08075-00	BOLT, FLANGE	1	
21	90201-094G1-00	WASHER, PLATE	8	
22	2H7-11168-00-00	COVER, BREATHER	1	
23	2H7-11169-00-00	GASKET, BRTHR COVER	1	
24	91311-06025-00	BOLT, SOCKET HEAD	4	
25	2H7-15163-00-00	HOUSING, BEARING 1	1	
26	93210-60538-00	O-RING	2	
27	91311-06025-00	BOLT, SOCKET HEAD	3	

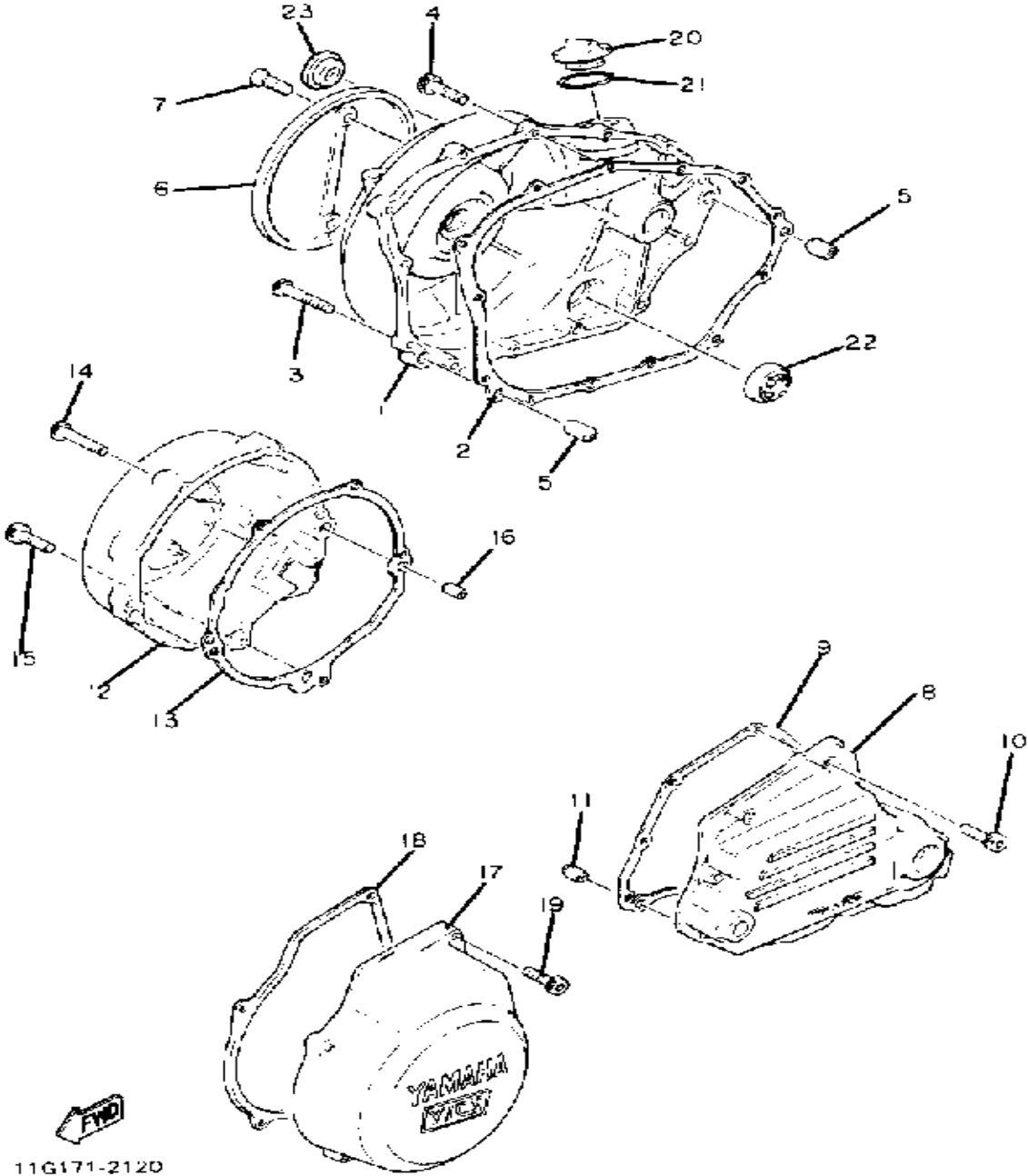
CONTINUED ON NEXT FRAME ►

# CRANKCASE



Ref. No.	Part Number	Description	Qty	Remarks
28	90149-06126-00	SCREW, SPEC'L SHAPE	3	
29	(10M-15436-00-00)	COVER, STRTG MOTOR	1	
30	97021-06030-00	BOLT	2	
31	92901-06600-00	WASHER	2	
32	97011-06020-00	BOLT	1	
33	92901-06600-00	WASHER	1	
34	2H7-15148-00-00	NOZZLE 2	1	
35	93210-09350-00	O-RING	1	
36	90149-06126-00	SCREW, SPEC'L SHAPE	3	
37	(2H7-15155-00-00)	NOZZLE 3	1	
38	97313-06016-00	BOLT, HEXAGON	1	
39	99510-10114-00	PIN, DOWEL	1	
40	93210-09350-00	O-RING	1	
41	90340-14118-00	PLUG, STRAIGHT	1	
42	214-11198-01-00	GASKET	1	
43	90340-18073-00	PLUG	1	
44	93210-18319-00	O-RING	1	
45	90338-13084-00	PLUG, SPEC'L SHAPE	1	
46	93210-13361-00	O-RING	1	
47	90480-12012-00	GROMMET	1	
48	2H7-15316-01-00	DAMPER, ENG MOUNT 1	2	
49	(2H7-15317-00-00)	SPACER, ENG MOUNT	1	
50	36Y-15326-00-00	DAMPER, ENGINE MOUNT 2 (2H7-15326-01-00)	2	
51	2H7-15327-00-00	SPACER, ENG MOUNT	1	
52	2H7-15336-00-00	DAMPER, ENGINE MOUNT 3	2	
53	(90345-51009-00)	PLUG, TAPER BOLT	1	

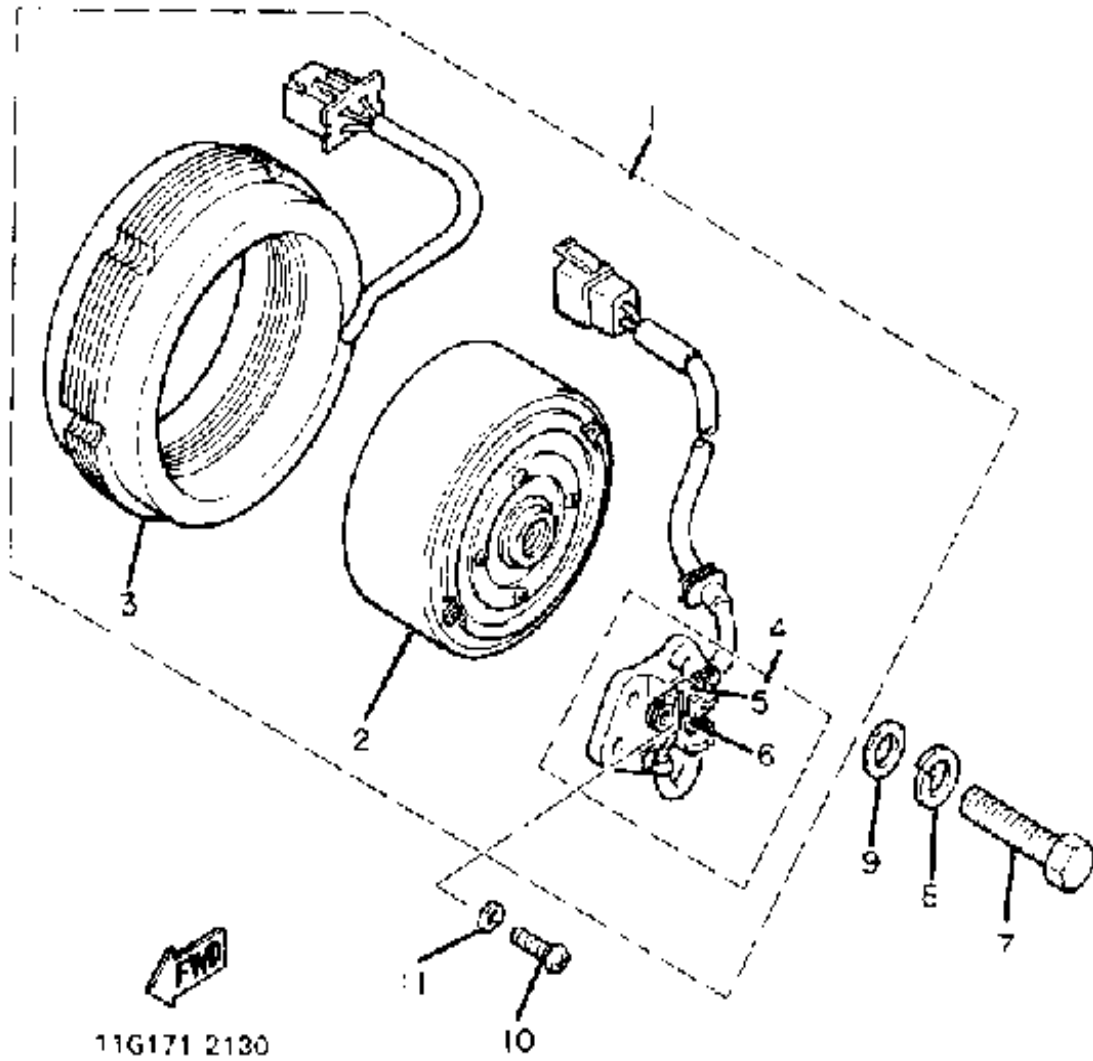
# CRANKCASE COVER



Ref. No.	Part Number	Description	Qty	Remarks
1	2H7-15431-00-00	COVER, CRANKCASE 3	1	
2	2H7-15451-00-00	GASKET, CRCS COVER	1	
3	91311-06035-00	BOLT, SOCKET HEAD	3	
4	91311-06025-00	BOLT, SOCKET HEAD	10	
5	99510-08016-00	PIN, DOWEL	2	
6	2H7-15417-00-00	COVER, CAP	1	
7	98603-06018-00	SCREW, OVAL HEAD	2	
8	2H7-15411-00-00	COVER, CRANKCASE L	1	
9	2H7-15461-00-00	GASKET, CRCS CVR 2	1	
10	91311-06025-00	BOLT, SOCKET HEAD	9	
11	99510-08016-00	PIN, DOWEL	2	
12	(10M-15415-01-00)	COVER, GENERATOR	1	
13	2H7-15455-00-00	GASKET 1	1	
14	91311-06035-00	BOLT, SOCKET HEAD	3	
15	91311-06025-00	BOLT, SOCKET HEAD	2	
16	99510-08016-00	PIN, DOWEL	2	
17	(10M-15416-00-00)	COVER, OIL PUMP	1	
18	2H7-15456-00-00	GASKET, O/PMP CVR 1	1	
19	91311-06025-00	BOLT, SOCKET HEAD	4	
20	2H7-15363-00-00	PLUG, OIL	1	
21	93210-27778-00	O-RING	1	
22	2H7-15361-00-00	GAUGE, LEVEL	1	
23	90338-30096-00	PLUG	1	

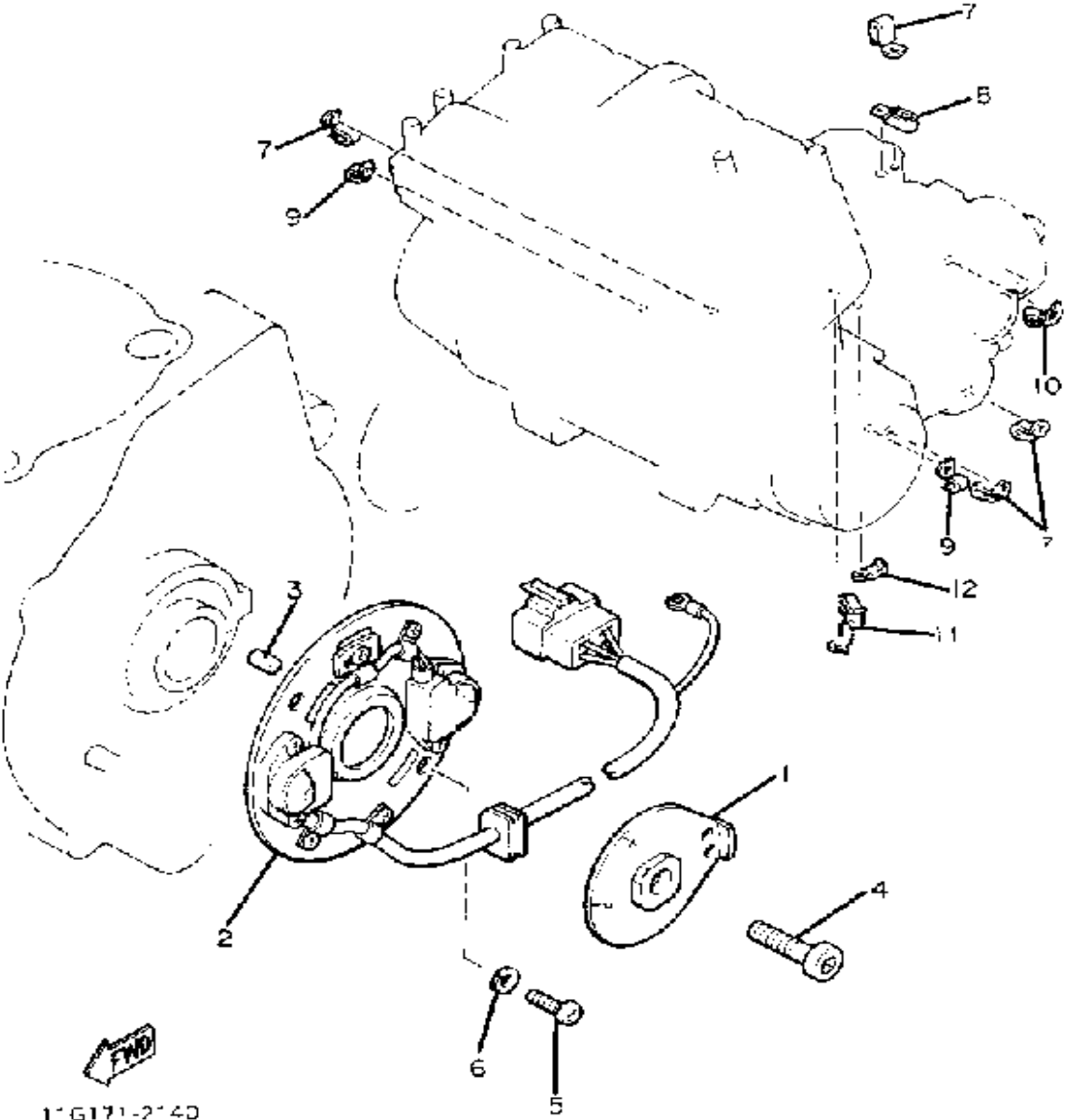
11G171-2120

# A - C - GENERATOR



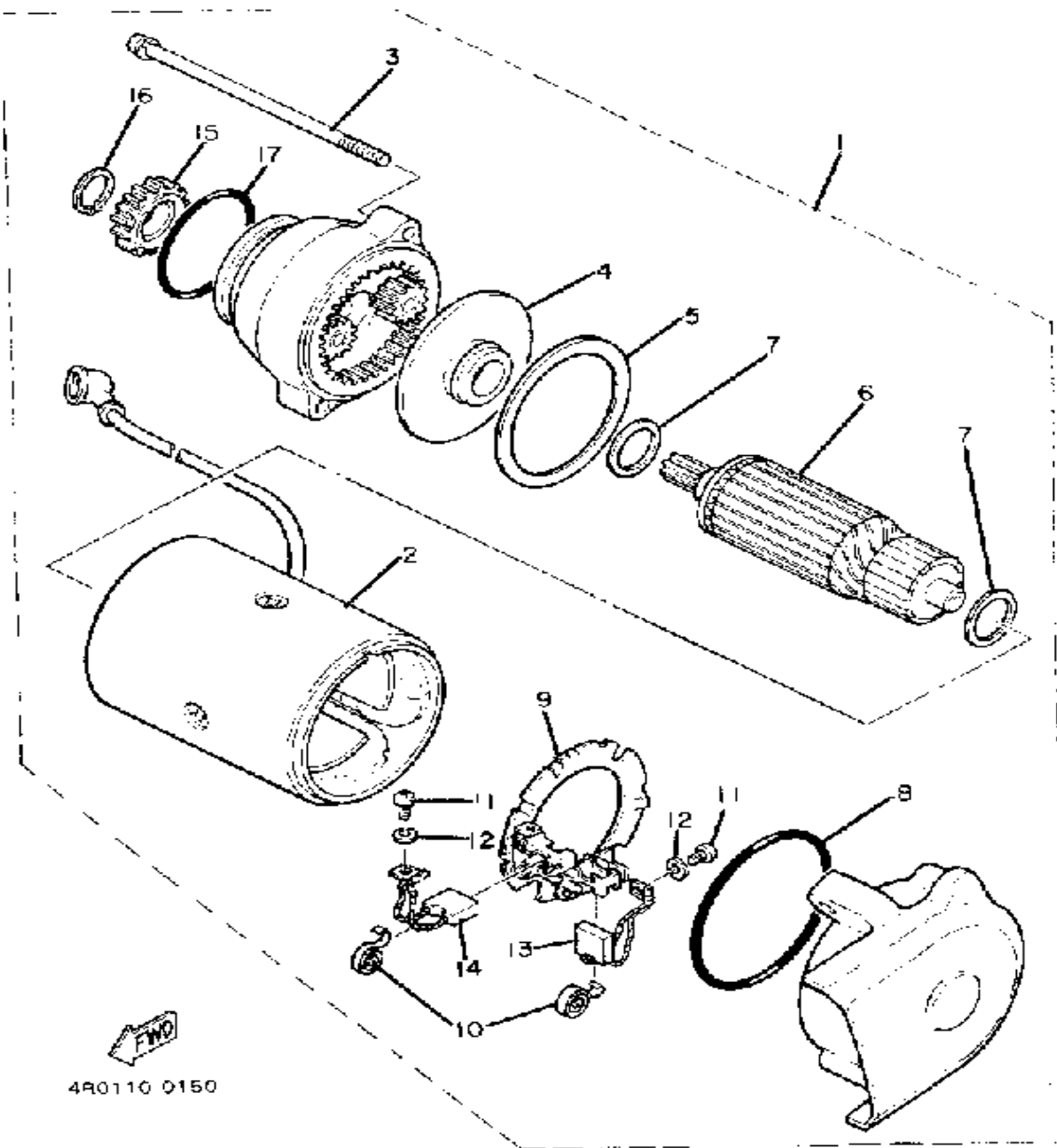
Ref. No.	Part Number	Description	Qty	Remarks
1	10M-81600-11-00	AC GENERATOR ASSEMBLY	1	
2	10M-81650-10-00	. ROTOR ASSEMBLY	1	
3	10M-81610-11-00	. STATOR ASSEMBLY	1	
4	10M-81619-10-00	. BRUSH HOLDER ASSEMBLY	1	
5	46X-81611-10-00	.. BRUSH 1	1	
6	4G0-81612-10-00	.. BRUSH 2	1	
7	90101-10188-00	BOLT	1	
8	92990-10100-00	WASHER, SPRING	1	
9	90201-102J5-00	WASHER, PLATE	1	
10	98580-06012-00	SCREW, PAN HEAD	2	
11	92995-06100-00	WASHER, SPRING	2	

# PICKUP COIL - GOVERNOR



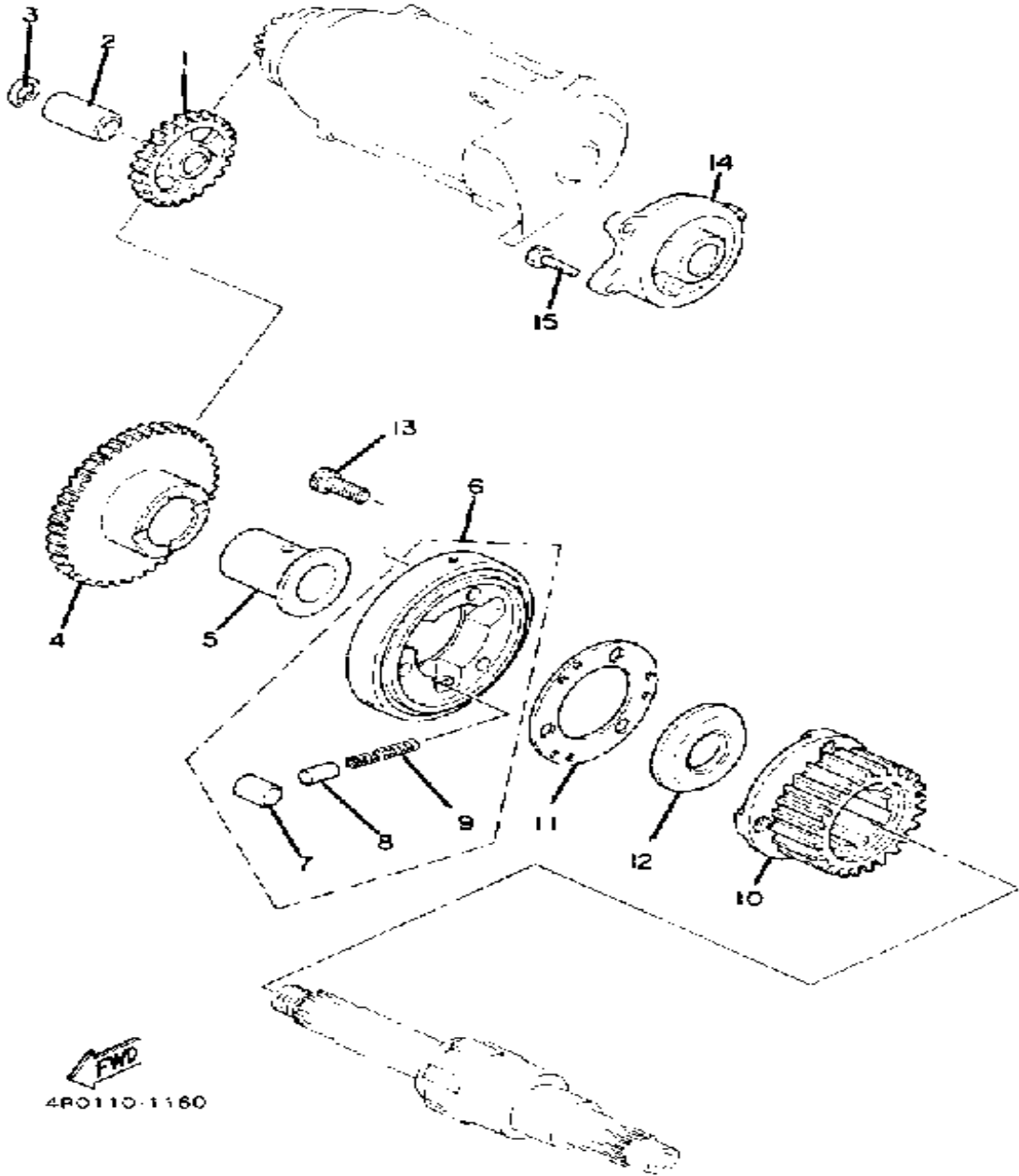
Ref. No.	Part Number	Description	Qty	Remarks
1	10M-81673-10-00	ROTOR .....	1	
2	(10M-81671-10-00)	BASE, PICKUP .....	1	
3	93604-08071-00	PIN, DOWEL .....	1	
4	91316-08045-00	BOLT, SOCKET HEAD .....	1	
5	98580-06012-00	SCREW, PAN HEAD .....	2	
6	92995-06100-00	WASHER, SPRING .....	2	
7	90465-06332-00	CLAMP .....	4	
8	(90465-10164-00)	CLAMP .....	1	
9	90465-08277-00	CLAMP .....	2	
10	(90465-10137-00)	CLAMP .....	1	
11	90465-08135-00	CLAMP .....	1	
12	(90465-08136-00)	CLAMP .....	1	

# STARTING MOTOR



Ref. No.	Part Number	Description	Qty	Remarks
1	2H7-81800-60-00	STARTING MOTOR ASSEMBLY	1	
2	2H7-81810-60-00	. STATOR ASSEMBLY	1	
3	371-81826-20-00	. BOLT	2	
4	(371-81845-20-00)	PLATE	1	
5	371-81844-20-00	. GASKET	1	
6	3J2-81850-60-00	. ARMATURE ASSEMBLY	1	
7	371-81809-20-00	. WASHER KIT	1	
8	371-81847-20-00	. O-RING	1	
9	371-81840-20-00	. BRUSH HOLDER ASSEMBLY	1	
10	371-81813-20-00	. SPRING, BRUSH	2	
11	98580-03008-00	. SCREW, PAN HEAD	2	
12	92990-03100-00	. WASHER, SPRING (92901-03100)	2	
13	371-81811-20-00	. BRUSH 1	1	
14	371-81812-20-00	. BRUSH 2	1	
15	1J7-15511-00-00	. GEAR, STARTING MTR	1	
16	99009-12400-00	. CIRCLIP	1	
17	1J7-81847-60-00	. O-RING	1	

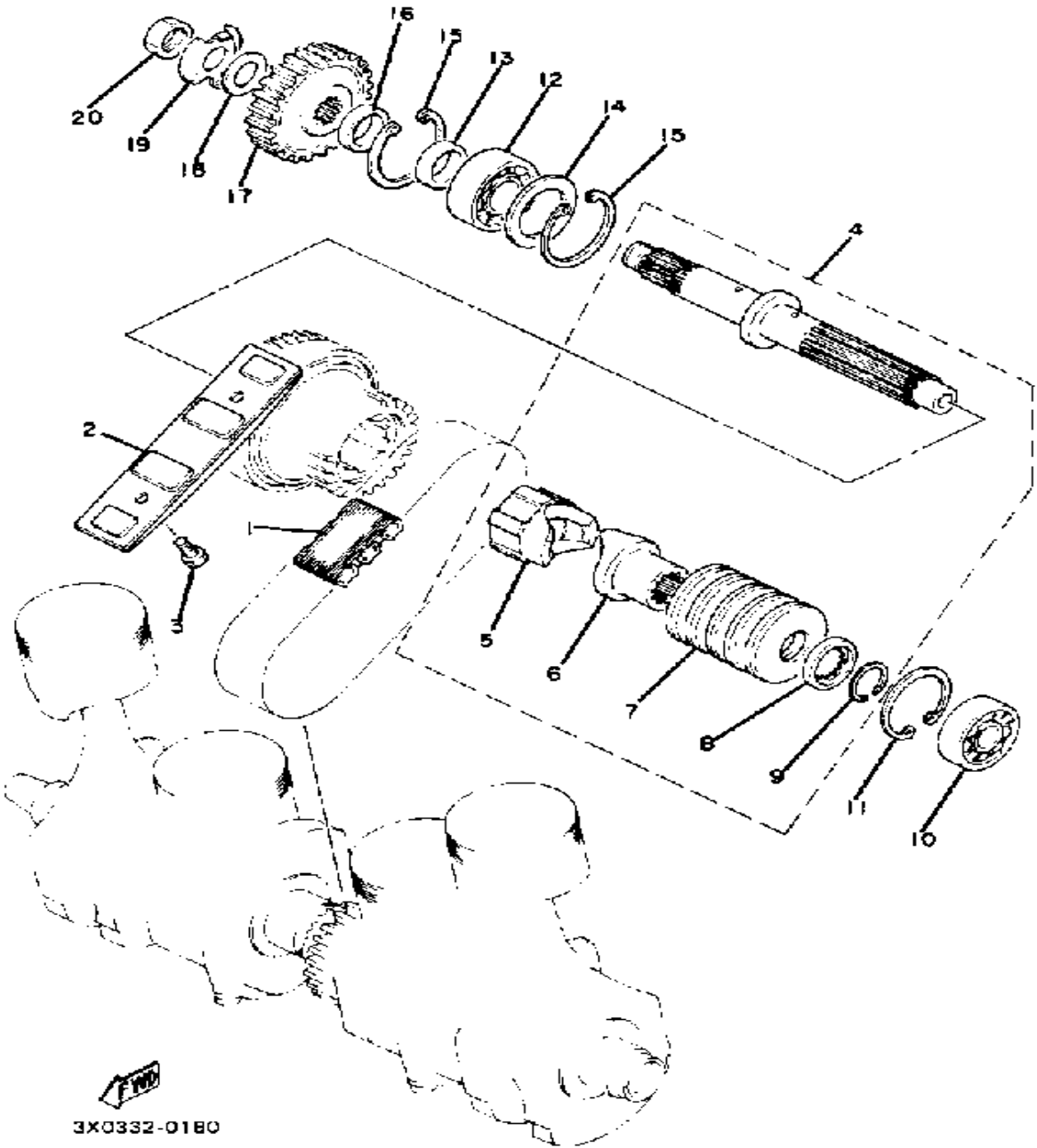
# STARTER CLUTCH



Ref. No.	Part Number	Description	Qty	Remarks
1	2H7-15512-00-00	GEAR, IDLER 1 .....	1	
2	(2H7-15521-00-00)	SHAFT 1 .....	1	
3	99009-17500-00	CIRCLIP .....	1	
4	2H7-15517-00-00	GEAR, IDLER 2 .....	1	
5	90560-25174-00	SPACER .....	1	
6	2H7-15580-01-00	STR CLUTCH OTR ASSEMBLY	1	
7	93615-17125-00	. PIN, DOWEL .....	3	
8	1J7-15583-01-00	. CAP, STARTER CLUTCH SPRING .....	3	
9	90501-04503-00	. SPRING, COMPRESSIONCOMPRESSION	3	
10	2H7-11537-00-00	GEAR, DRIVEN .....	1	
11	(2H7-15589-00-00)	PLATE, CLUTCH COVER .....	1	
12	90209-25169-00	WASHER, SPEC'L SHAP .....	1	
13	91316-08018-00	BOLT, SOCKET HEAD .....	3	
14	2H7-15654-00-00	HOLDER, KICK GEAR .....	1	
15	97011-06020-00	BOLT .....	3	

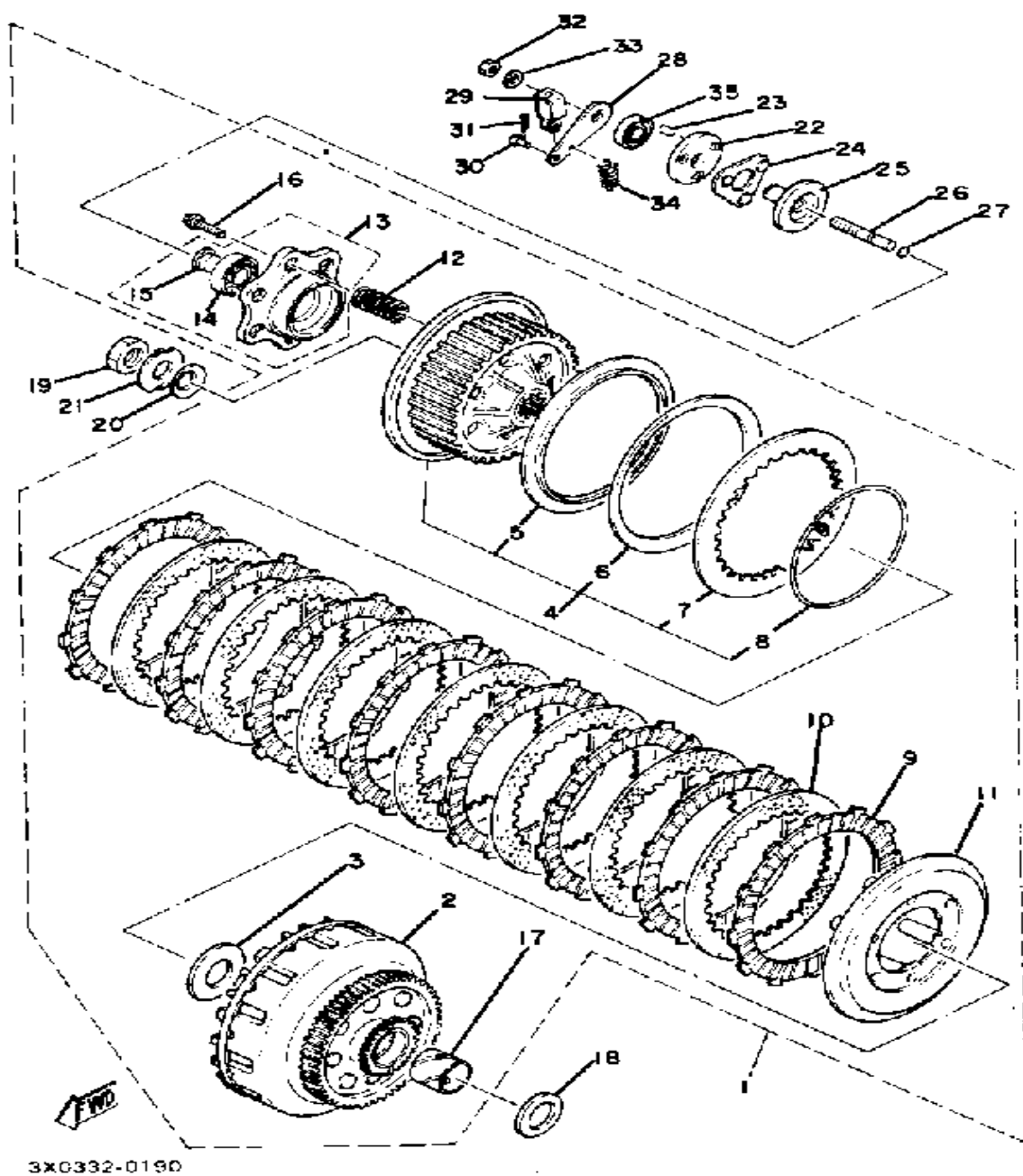


# PRIMARY SHAFT - CHAIN



Ref. No.	Part Number	Description	Qty	Remarks
1	2H7-16139-02-00	CHAIN, PRIMARY .....	1	
2	2H7-11474-00-00	GUIDE, UPPER .....	1	
3	97313-06016-00	BOLT, HEXAGON .....	2	
4	(2H7-16306-00-00)	CLUTCH DAMPER ASSEMBLY	1	
5	2H7-16317-00-00	. CAM, DAMPER 1 .....	1	
6	2H7-16315-00-00	. CAM, DAMPER 2 .....	1	
7	2H7-16318-00-00	. SPRING, DAMPER .....	1	
8	2H7-11485-00-00	. SPACER .....	1	
9	93440-25020-00	. CIRCLIP .....	1	
10	93306-20404-00	BEARING .....	1	
11	99009-47500-00	CIRCLIP .....	1	
12	93306-20529-00	BEARING (B6205C4) .....	1	
13	90387-443A8-00	COLLAR .....	1	
14	90201-36667-00	WASHER, PLATE .....	1	
15	99009-52500-00	CIRCLIP .....	2	
16	90387-250V1-00	COLLAR .....	1	
17	2H7-16111-01-00	GEAR, PRI DRIVE .....	1	
18	90208-18025-00	WASHER, CONICAL SPRING ..	1	
19	90215-19139-00	WASHER, LOCK .....	1	
20	90170-18221-00	NUT .....	1	

# CLUTCH

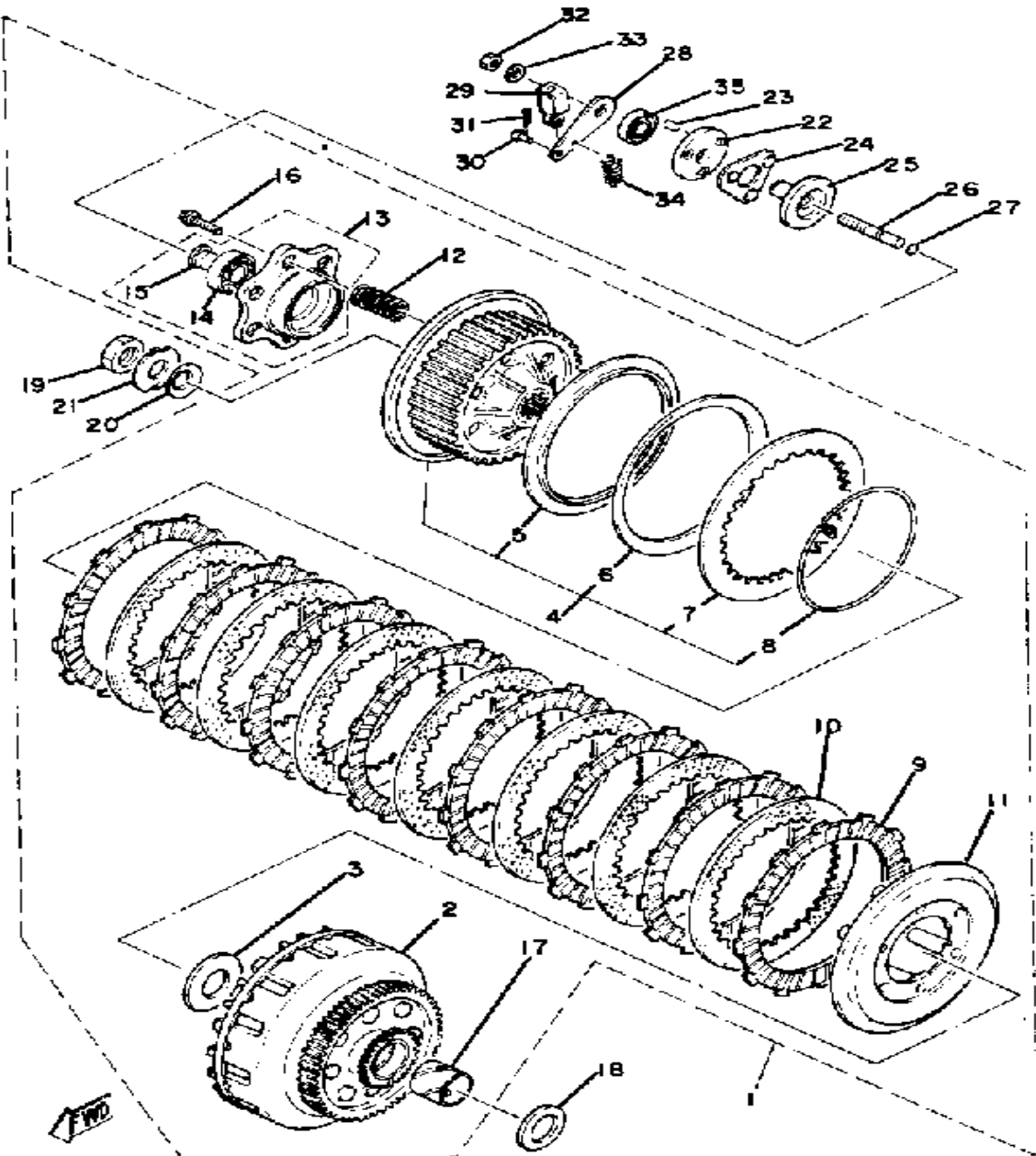


3xG332-0190

Ref. No.	Part Number	Description	Qty	Remarks
1	(2H7-16301-01-00)	CLUTCH ASSEMBLY	1	
2	(2H7-16150-01-10)	PRI DRVN GEAR	1	U.R. TYPE 1
	(2H7-16150-01-20)	PRI DRVN GEAR	1	U.R. TYPE 2
3	170-16164-00-00	. PLATE, THRUST 2	1	
4	2H7-16370-00-00	. CLUTCH BOSS ASSEMBLY	1	
5	2H7-16384-00-00	.. PLATE, SEAT	1	
6	2H7-16383-00-00	.. SPRING, CLUTCH BOSS	1	
7	2H7-16324-00-00	.. PLATE, CLUTCH 1	1	
8	2H7-16385-00-00	.. RING, CLUTCH BOSS	1	
9	341-16321-13-00	. PLATE, FRICTION	8	
10	2H7-16325-00-00	. PLATE, CLUTCH 2	7	
11	2H7-16352-00-00	. PLATE, PRESSURE 2	1	
12	90501-23142-00	. SPRING, COMPRESSION	6	
13	2H7-W1635-00-00	. PRESS PLATE CMPL 1	1	
14	93306-00315-00	.. BEARING (6003SH2C4)	1	
15	2H7-16386-00-00	.. PIECE, CLUTCH PUSH	1	
16	95811-06025-00	. BOLT, FLANGE	6	
17	2H7-16181-00-10	. SPACER 1	1	U.R. TYPE 1
	2H7-16181-00-20	. SPACER 1	1	U.R. TYPE 2
18	360-16154-00-00	PLATE, THRUST 1	1	
19	90170-18221-00	NUT	1	
20	90208-18025-00	WASHER, CONICAL SPRING	1	
21	90215-19139-00	WASHER, LOCK	1	
22	2H7-16396-00-00	HOUSING, PUSH SCREW	1	
23	93606-07082-00	PIN, DOWEL	1	
24	2H7-16395-01-00	RETAINER, BALL	1	
25	2H7-16341-00-00	SCREW, PUSH	1	
26	2H7-16343-00-00	SCREW, ADJUSTING	1	
27	93210-48364-00	O-RING	1	

CONTINUED ON NEXT FRAME ►

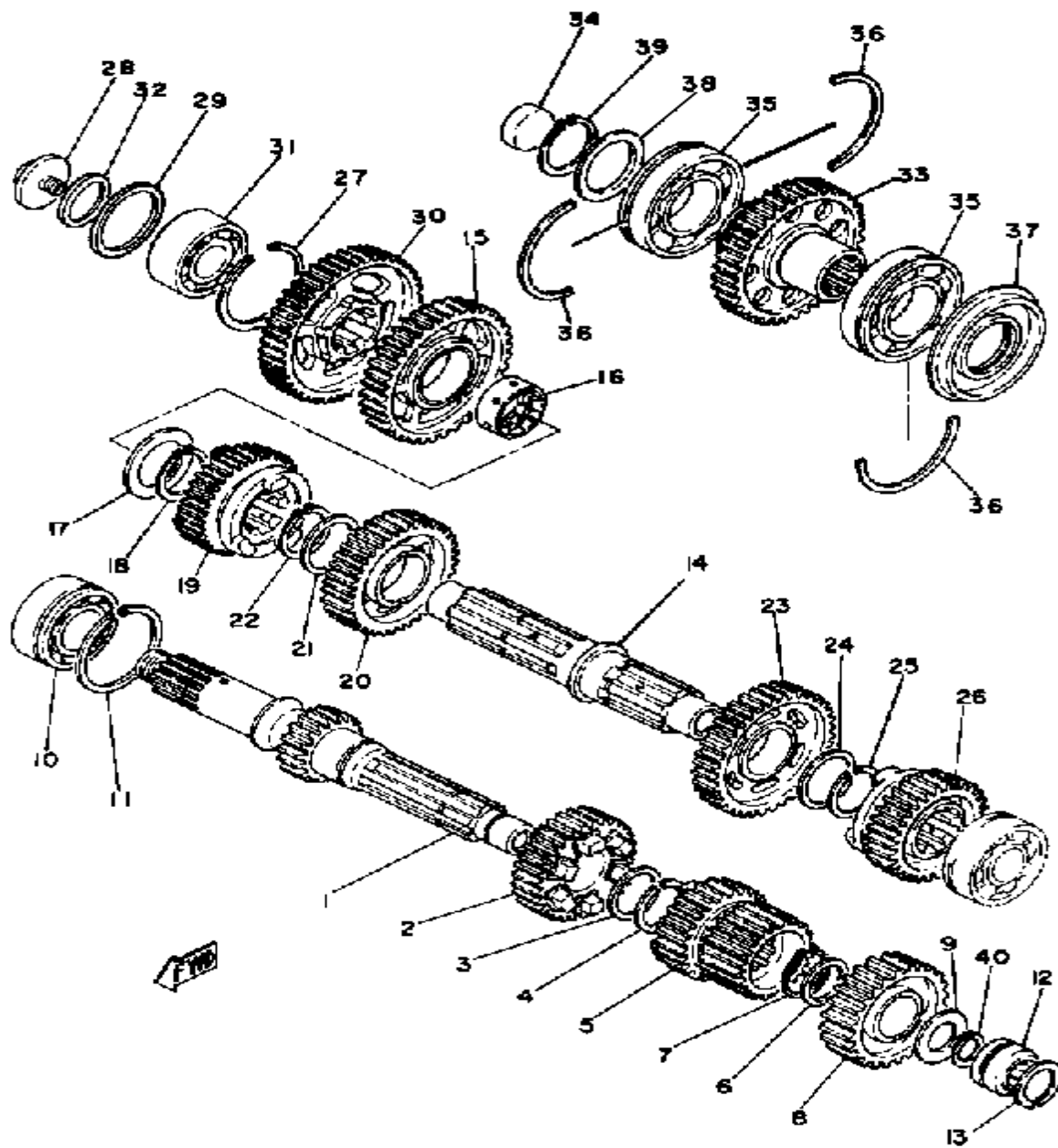
# CLUTCH



3xG332-0190

Ref. No.	Part Number	Description	Qty	Remarks
28	2H7-16342-00-00	LEVER, PUSH	1	
29	214-16389-00-00	JOINT	1	
30	90240-06005-00	PIN, CLEVIS	1	
31	91401-10015-00	PIN, COTTER	1	
32	95303-08700-00	NUT	1	
33	92990-08200-00	WASHER, PLAIN	1	
34	90506-10069-00	SPRING, TENSION	1	
35	93104-14059-00	OIL SEAL, SO-TYPE	1	

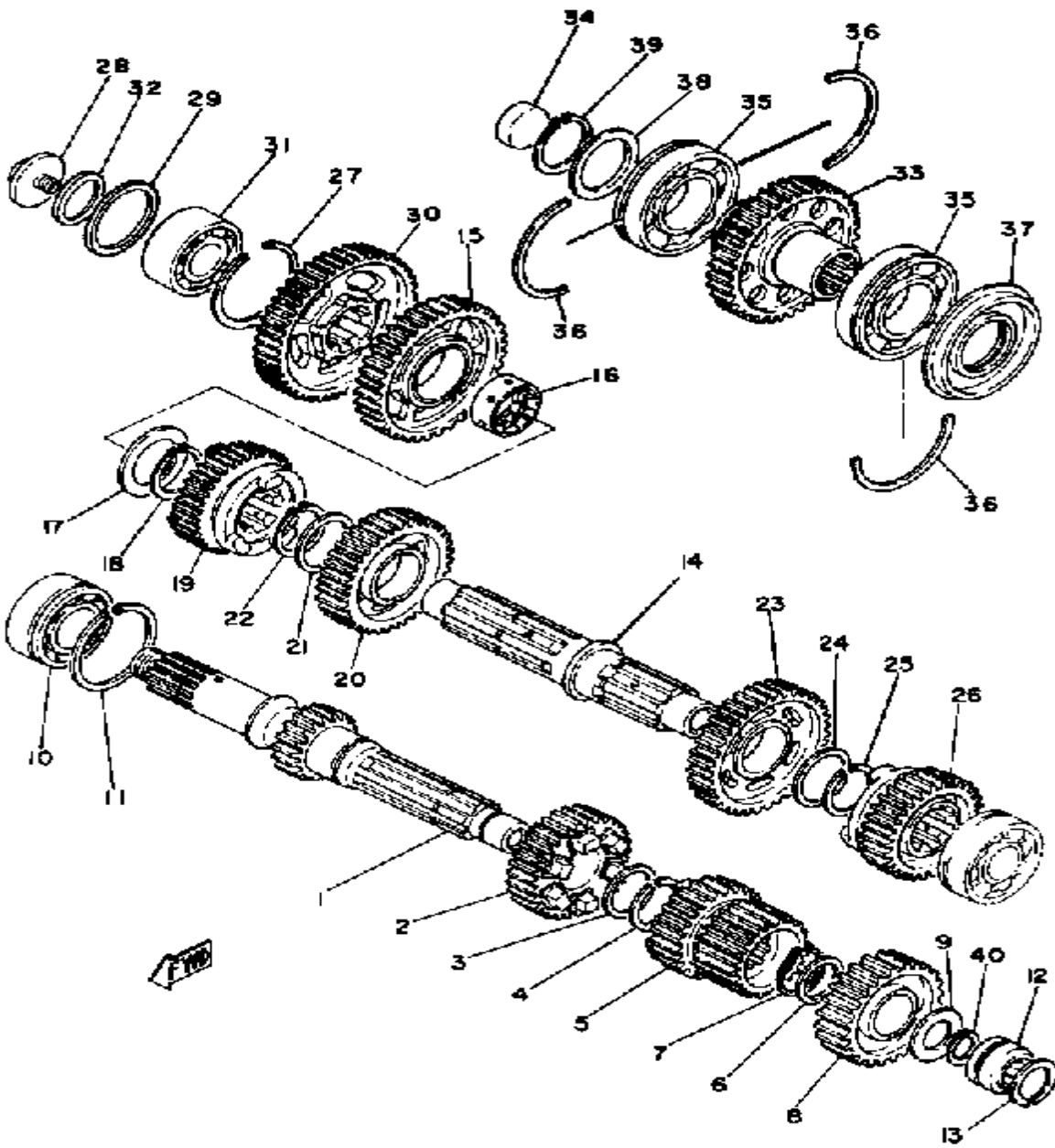
# TRANSMISSION



Ref. No.	Part Number	Description	Qty	Remarks
1	2H7-17401-00-00	MAIN AXLE ASSEMBLY	1	
2	2H7-17141-01-00	GEAR, 4TH PINION	1	
3	4A0-17116-00-10	SHIM (1.0T)	1	
4	93440-28062-00	CIRCLIP	1	
5	2H7-17121-00-00	GEAR, 2ND PINION	1	
6	90201-253K0-00	WASHER, PLATE (T=1.0)	1	
7	93410-25017-00	CIRCLIP	1	
8	2H7-17151-00-00	GEAR, 5TH PINION	1	
9	90201-20792-00	WASHER, PLATE	1	
10	93305-20506-00	BEARING	1	
11	93440-52014-00	CIRCLIP	1	
12	93311-52031-00	BEARING, CYLINDER.# 1	1	
13	93440-32063-00	CIRCLIP	1	
14	2H7-17421-01-00	AXLE, DRIVE	1	
15	2H7-17211-00-00	GEAR, 1ST WHEEL	1	
16	2H7-17258-00-00	COLLAR 1	1	
17	90201-30666-00	WASHER, PLATE	1	
18	99009-30400-00	CIRCLIP	1	
19	2H7-17241-00-00	GEAR, 4TH WHEEL	1	
20	2H7-17231-01-00	GEAR, 3RD WHEEL	1	
21	90201-30398-00	WASHER, PLATE	1	
22	99009-30400-00	CIRCLIP	1	
23	2H7-17221-01-00	GEAR, 2ND WHEEL	1	
24	90201-30398-00	WASHER, PLATE	1	
25	93440-30015-00	CIRCLIP, OUTER	1	
26	2H7-17251-00-00	GEAR, 5TH WHEEL	1	
27	93450-52010-00	CIRCLIP	1	
28	90105-10085-00	BOLT, WASHER BASED	1	
29	90201-252A4-00	WASHER, PLATE	1	

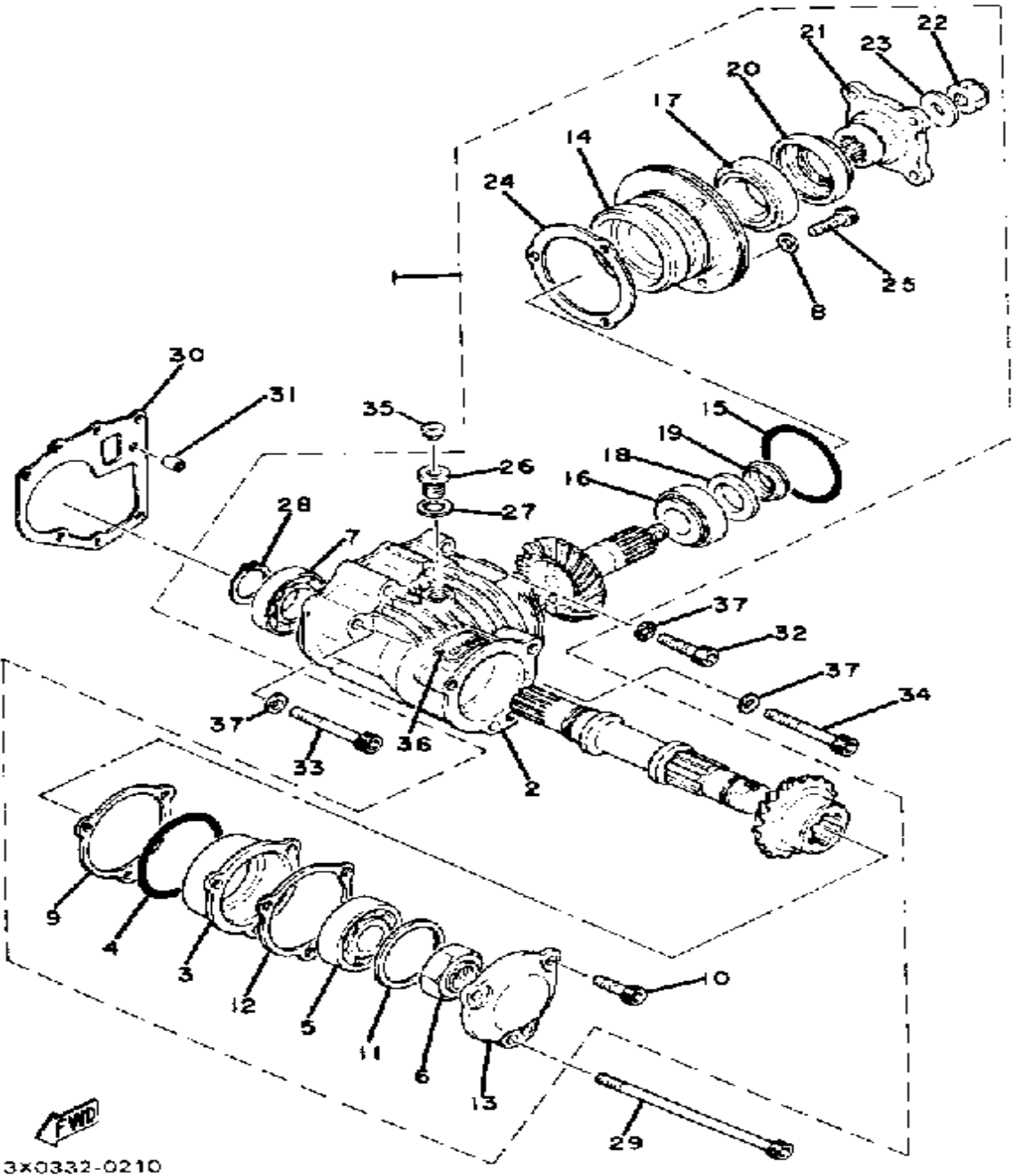
CONTINUED ON NEXT FRAME ►

# TRANSMISSION



Ref. No.	Part Number	Description	Qty	Remarks
30	2H7-17582-00-00	GEAR, MIDDLE DRIVE	1	
31	93306-20529-00	BEARING (B6205C4)	1	
32	90387-443A8-00	COLLAR	1	
33	(2H7-17583-00-00)	GEAR, MIDDLE DRIVEN	1	
34	90331-27013-00	PLUG, TIGHT	1	
35	93306-20705-00	BEARING (B6207N)	2	
36	93440-72049-00	CIRCLIP	3	
37	93103-35105-00	OIL SEAL, SW-TYPE	1	
38	90201-35668-00	WASHER, PLATE	1	
39	93410-35027-00	CIRCLIP, S-TYPE (S-35)	1	
40	99009-20400-00	CIRCLIP	1	

# MIDDLE DRIVE GEAR

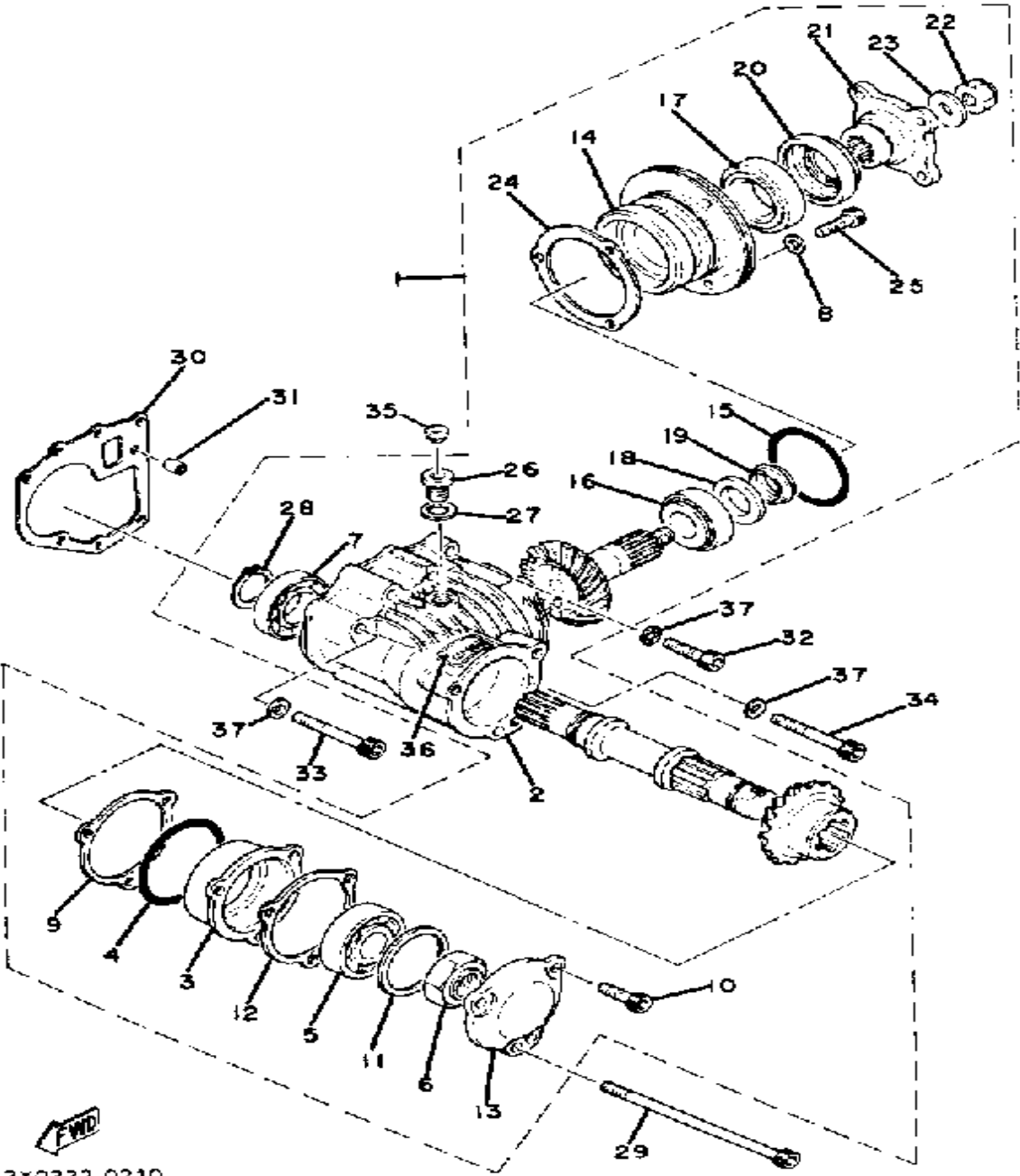


3x0332-0210

Ref. No.	Part Number	Description	Qty	Remarks
1	2H7-17501-N0-00	MIDDLE GR CASE ASSEMBLY	1	
2	(2H7-17511-00-00)	HOUSING, MIDDLE GR	1	
3	2H7-17521-00-00	. HOUSING, BEARING	1	
4	93210-68347-00	. O-RING	1	
5	93306-30533-00	. BEARING (B6305RB1 SPECIAL)	1	
6	90179-24230-00	. NUT, SPEC'L SHAPE	1	
7	93306-00612-00	. BEARING	1	
8	90201-08675-00	. WASHER, PLATE	3	
9	1J7-17531-Y0-15	. SHIM, PINION	1	U.R.
10	91311-08030-00	. BOLT	3	
11	1J7-17537-Y0-30	. SHIM, THRUST (0.30T)	1	U.R.
	1J7-17537-Y0-40	. SHIM, THRUST (0.40T)	1	U.R.
	1J7-17537-Y0-50	. SHIM, THRUST (0.50T)	1	U.R.
12	1J7-17519-Y0-00	. GASKET, HOUSING CAP	1	
13	(2H7-17538-00-00)	CAP, HOUSING	1	
14	(2H7-17551-00-00)	HOUSING, BEARING	1	
15	93210-71360-00	. O-RING	1	
16	93332-00028-00	. BEARING	1	
17	93332-00024-00	. BEARING	1	
18	90201-25634-00	. WASHER, PLATE	1	
19	2H7-17571-01-00	. SPACER, EXPANSION	1	
20	93101-35085-00	. OIL SEAL	1	
21	1J7-17555-Y0-00	. FLANGE, MIDDLE GEAR	1	
22	90185-14070-00	. NUT, SELF-LOCKING	1	
23	90201-14633-00	. WASHER, PLATE	1	
24	2H7-17531-00-15	. SHIM, PINION	1	U.R.
25	91311-08030-00	. BOLT	3	
26	90340-14046-00	. PLUG, STRAIGHT SCREW	1	

CONTINUED ON NEXT FRAME ►

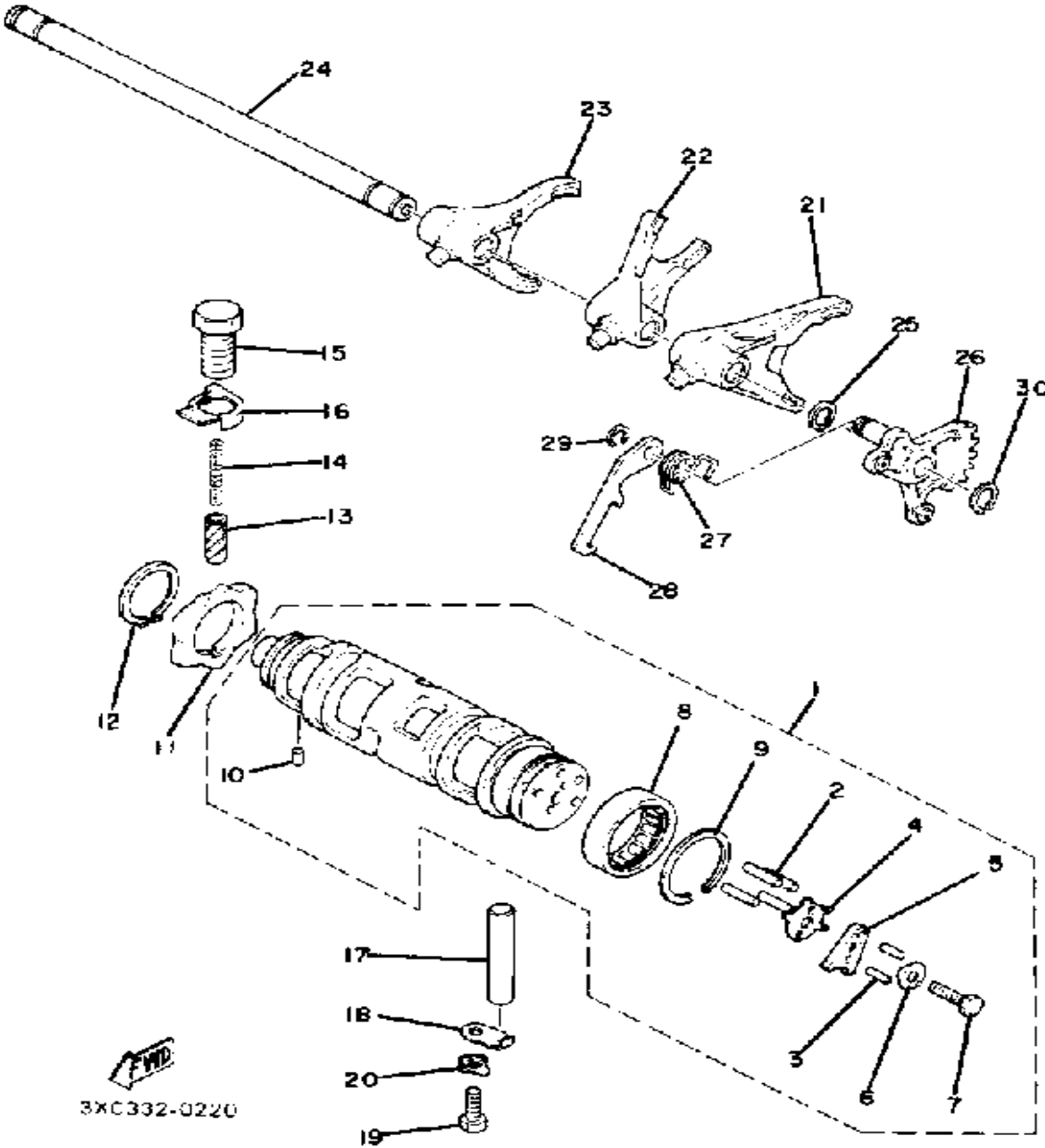
# MIDDLE DRIVE GEAR



3x0332-0210

Ref. No.	Part Number	Description	Qty	Remarks
27	214-11198-01-00	. GASKET .....	1	
28	99009-30400-00	. CIRCLIP .....	1	
29	91316-08160-00	BOLT, SOCKET HEAD .....	1	
30	1J7-17518-00-00	GASKET, MDL GR CASE .....	1	
31	99530-10014-00	PIN, DOWEL .....	1	
32	91311-08035-00	BOLT .....	1	
33	91311-08065-00	BOLT, SOCKET HEAD .....	3	
34	91311-08105-00	BOLT, SOCKET HEAD .....	2	
35	341-23469-00-00	CAP, BOLT .....	1	
36	1J7-46181-11-00	LABEL, OIL CAUTION .....	1	
37	90201-08675-00	WASHER, PLATE .....	6	

# SHIFT CAM - FORK

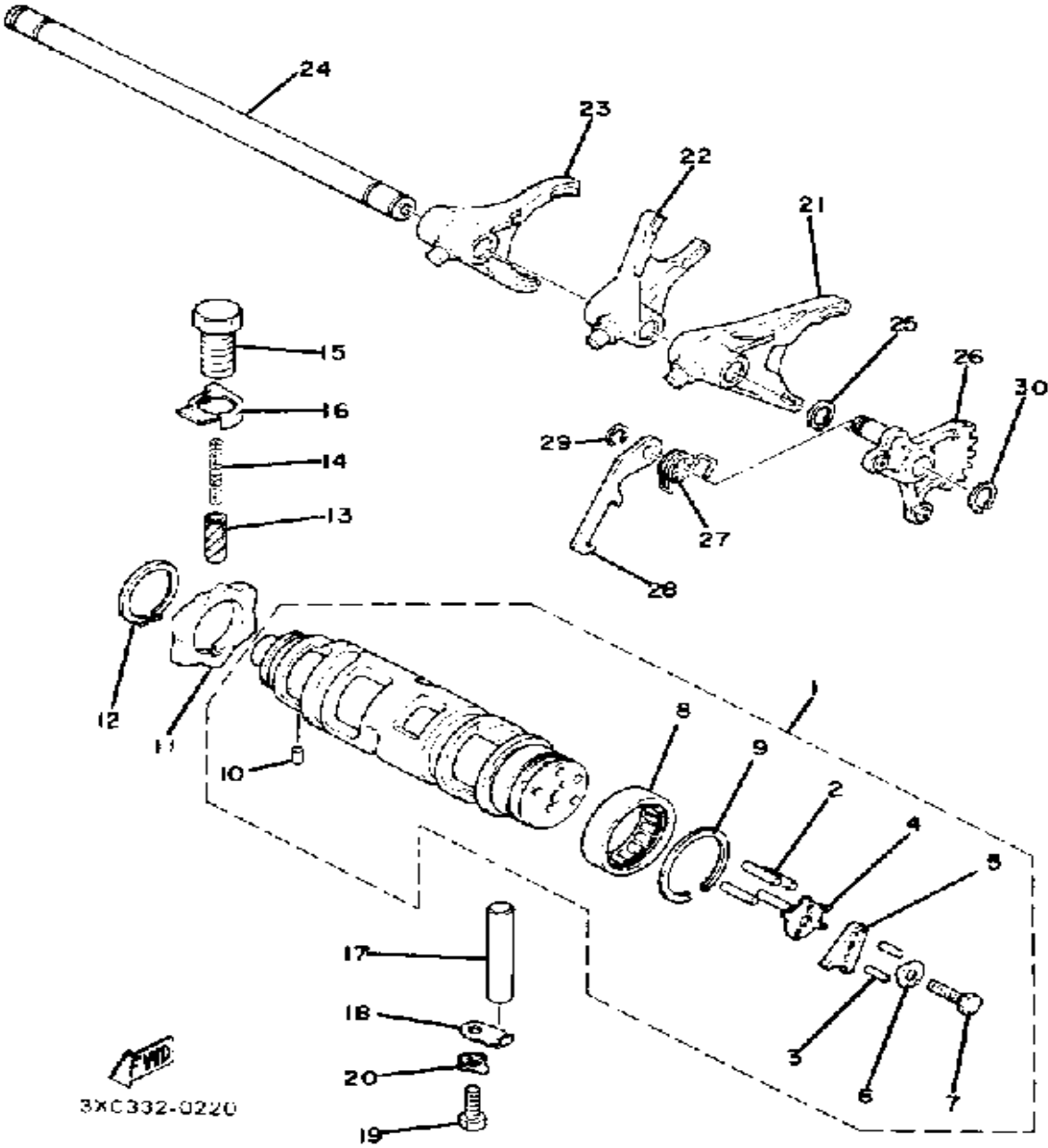


Ref. No.	Part Number	Description	Qty	Remarks
1	2H7-18540-00-00	SHIFT CAM ASSEMBLY	1	
2	93604-18058-00	. PIN, DOWEL	4	
3	93603-10049-00	. PIN, DOWEL	2	
4	2H7-18561-00-00	. PLATE, SIDE 1	1	
5	2H7-18566-00-00	. PLATE, SIDE 2	1	
6	90215-05140-00	. WASHER, LOCK	1	
7	97313-05020-00	. BOLT, HEXAGON	1	
8	93315-23612-00	. BEARING	1	
9	93440-34025-00	. CIRCLIP	1	
10	93604-08071-00	. PIN, DOWEL	1	
11	2J2-W1814-00-00	PLATE, STOPPER	1	
12	99009-30400-00	CIRCLIP	1	
13	1J7-18547-00-00	STOPPER, CAM	1	
14	90501-10196-00	SPRING, COMPRESSION	1	
15	90149-14117-00	SCREW, SPEC'L SHAPE	1	
16	90215-15141-00	WASHER, LOCK	1	
17	93608-52138-00	PIN, DOWEL	1	
18	2H7-15531-00-00	PLATE, STOPPER	1	
19	97313-06016-00	BOLT, HEXAGON	1	
20	90215-06040-00	WASHER, LOCK	1	
21	2H7-18511-00-00	FORK, SHIFT 1	1	
22	2H7-18512-00-00	FORK, SHIFT 2	1	
23	2H7-18513-00-00	FORK, SHIFT 3	1	
24	2H7-18531-01-00	BAR, SHIF FRK GDE 1	1	
25	99009-12400-00	CIRCLIP	1	
26	(2H7-18122-00-00)	LEVER, SHIFT 2	1	
27	90508-10362-00	SPRING, TORSION	1	
28	2H7-18151-00-00	LEVER, SHIFT 3	1	
29	93440-08001-00	CIRCLIP, OUTER	1	

CONTINUED ON NEXT FRAME ➤

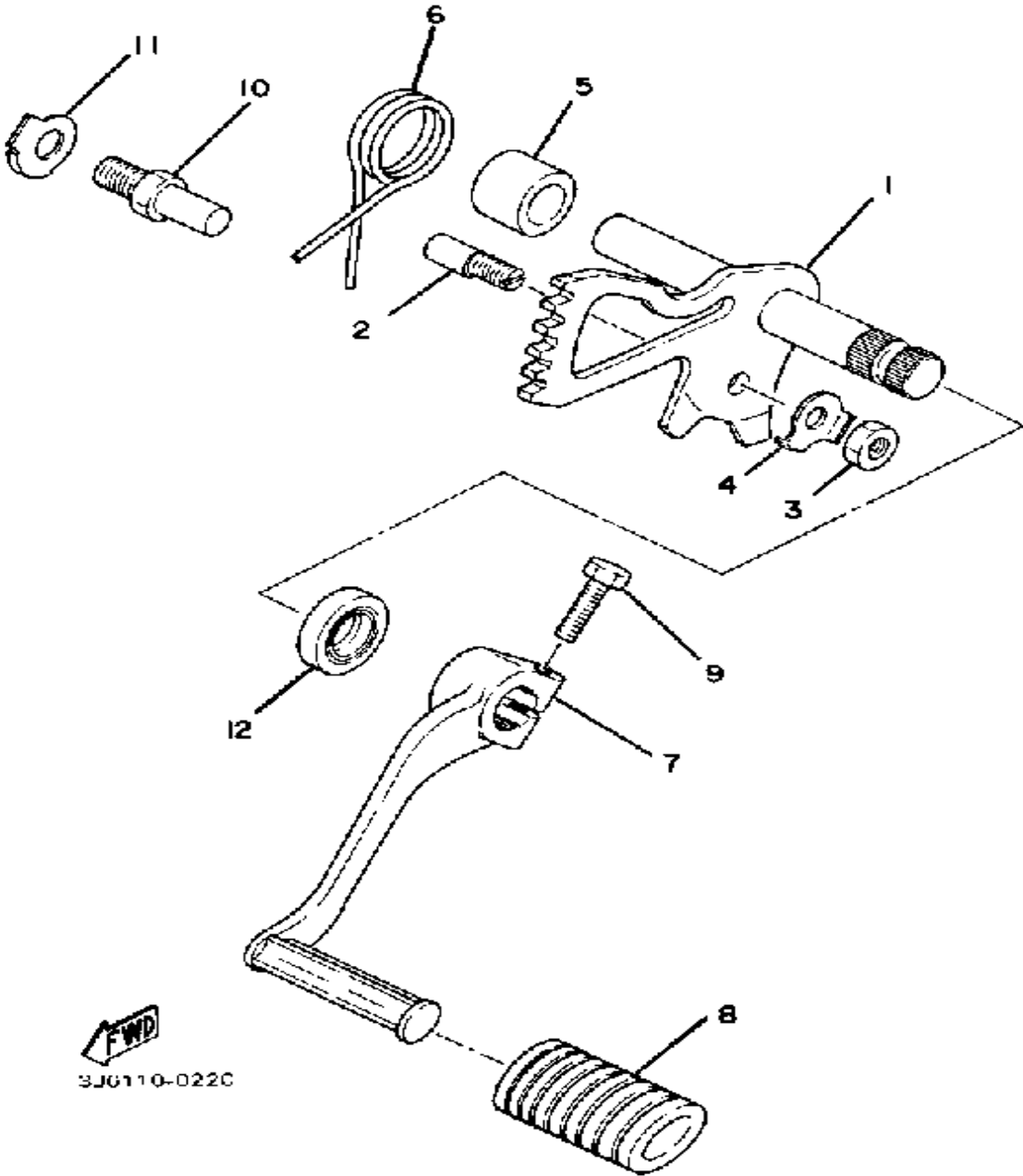


# SHIFT CAM - FORK



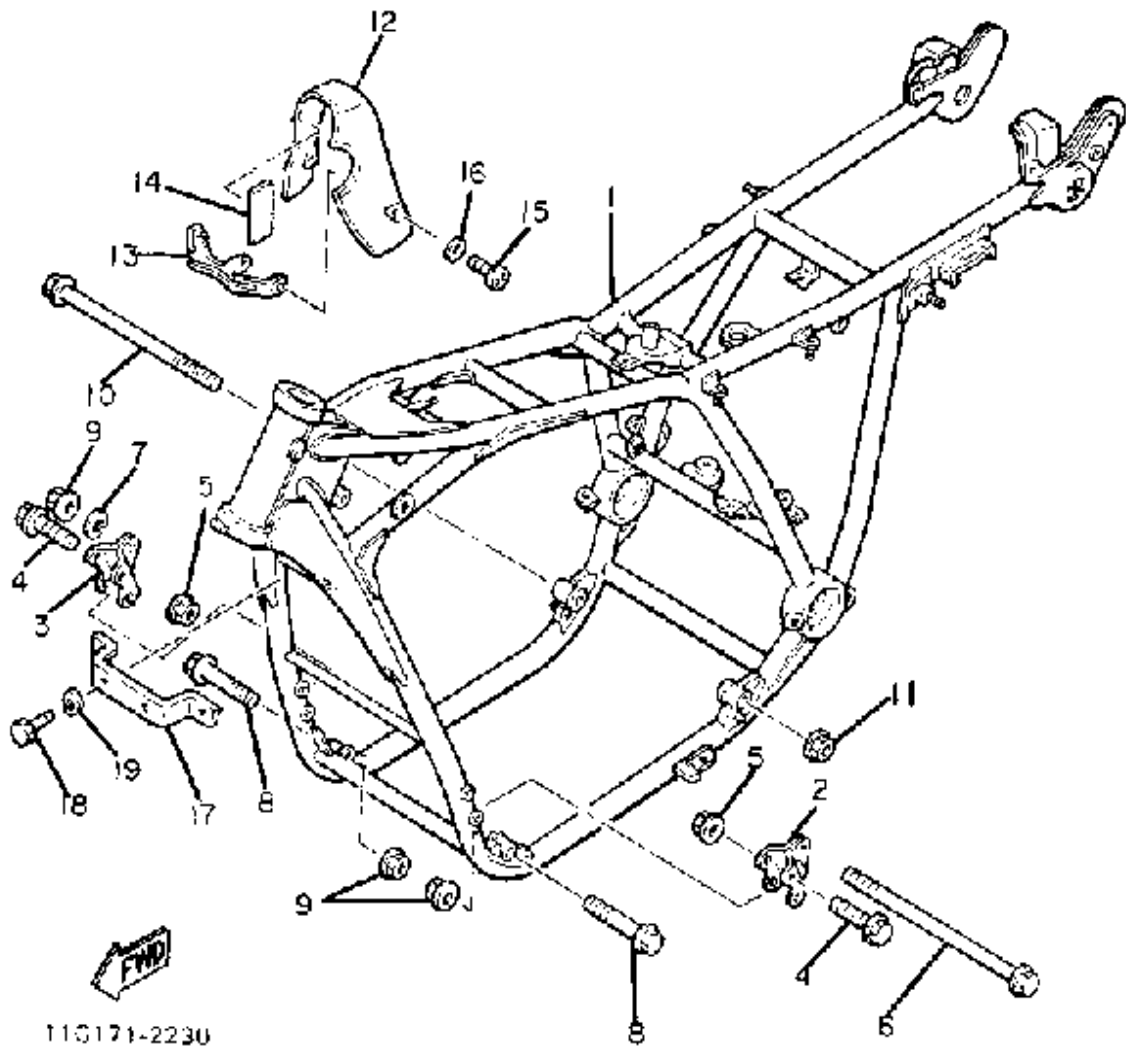
Ref. No.	Part Number	Description	Qty	Remarks
30	99009-12400-00	CIRCLIP .....	1	

# SHIFT SHAFT - PEDAL



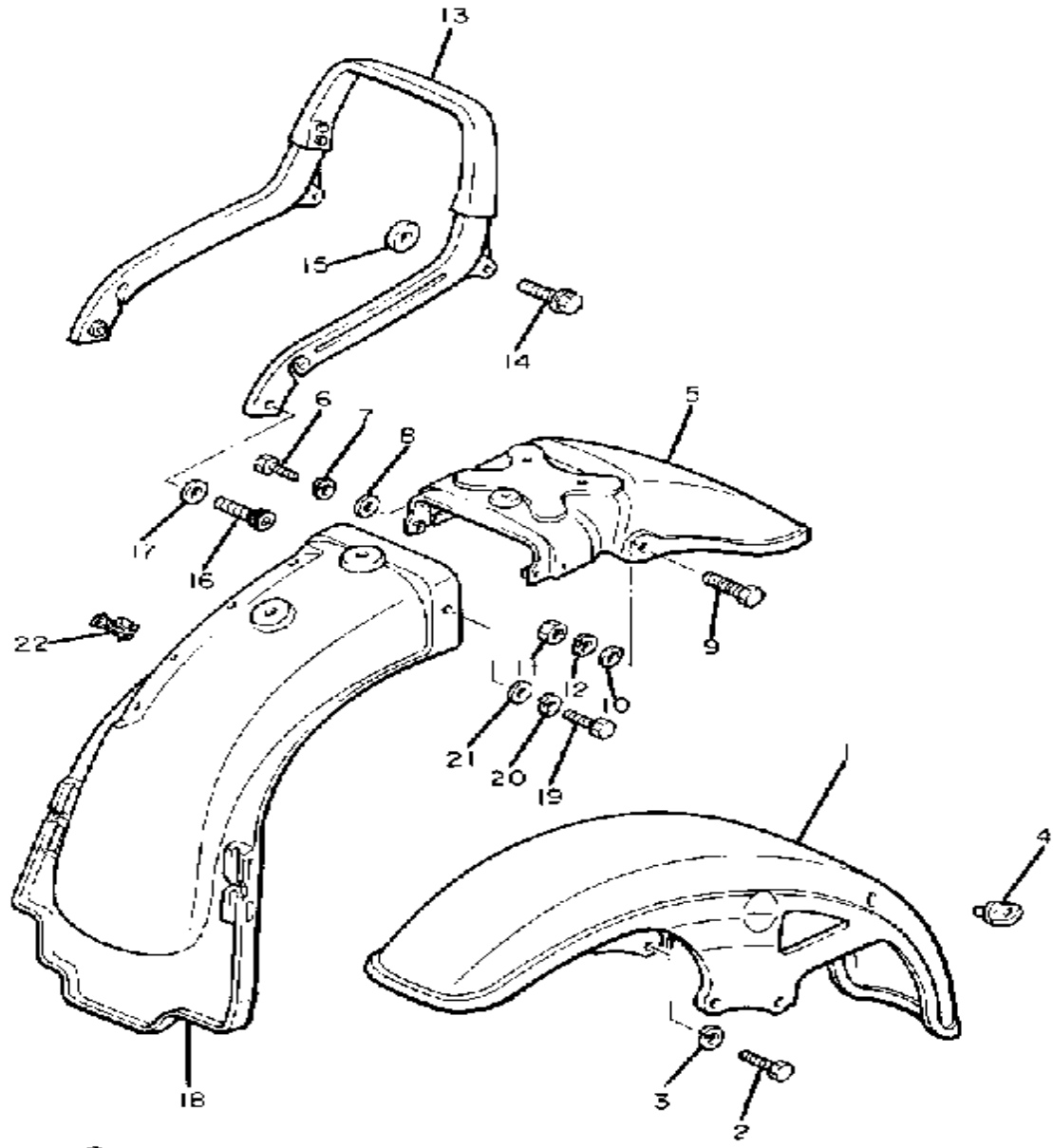
Ref. No.	Part Number	Description	Qty	Remarks
1	2H7-18101-00-00	SHIFT SHAFT ASSEMBLY 1	1	
2	90149-06017-00	SCREW, SPEC'L SHAPE (214-18186-00)	1	
3	95380-06600-00	NUT	1	
4	90215-06016-00	WASHER, LOCK	1	
5	(90560-11026-00)	SPACER	1	
6	90508-29361-00	SPRING, TORSION	1	
7	2H7-18111-00-00	PEDAL, SHIFT	1	
8	132-18113-01-00	COVER, SHIFT PEDAL	1	
9	97011-06020-00	BOLT	1	
10	90109-08441-00	BOLT	1	
11	90215-08115-00	WASHER, LOCK	1	
12	93102-12321-00	OIL SEAL, SD-TYPE	1	

# FRAME



Ref. No.	Part Number	Description	Qty	Remarks
1	(10M-21110-00-98)	FRAME .....	1	LOW GLOSS BLACK
2	3H3-21315-00-00	STAY, ENGINE 2 .....	1	
3	(3H3-21316-00-00)	STAY, ENGINE 3 .....	1	
4	90105-08107-00	BOLT, WASHER BASED .....	4	
5	90179-08246-00	NUT, SPEC'L SHAPE .....	4	
6	90105-10056-00	BOLT, WASHER BASED .....	1	
7	92990-10100-00	WASHER, SPRING .....	1	
8	90105-10105-00	BOLT, WASHER BASED .....	2	
9	90179-10247-00	NUT .....	3	
10	90105-12106-00	BOLT, WASHER BASED .....	1	
11	90179-12421-00	NUT, SPEC'L SHAPE .....	1	
12	3H3-2139R-00-00	COVER 2 .....	1	
13	(4R0-2139T-00-00)	BRACKET, COVER .....	1	
14	(3H3-2139U-00-00)	DAMPER 2 .....	2	
15	98516-05012-00	SCREW, PAN HEAD 4CG .....	2	
16	92906-05200-00	WASHER, PLAIN .....	2	
17	10M-2134Y-00-00	STAY, HORN .....	1	
18	97306-08018-00	BOLT, HEXAGON (97206-08018) .....	2	
19	92906-08100-00	WASHER, SPRING .....	2	

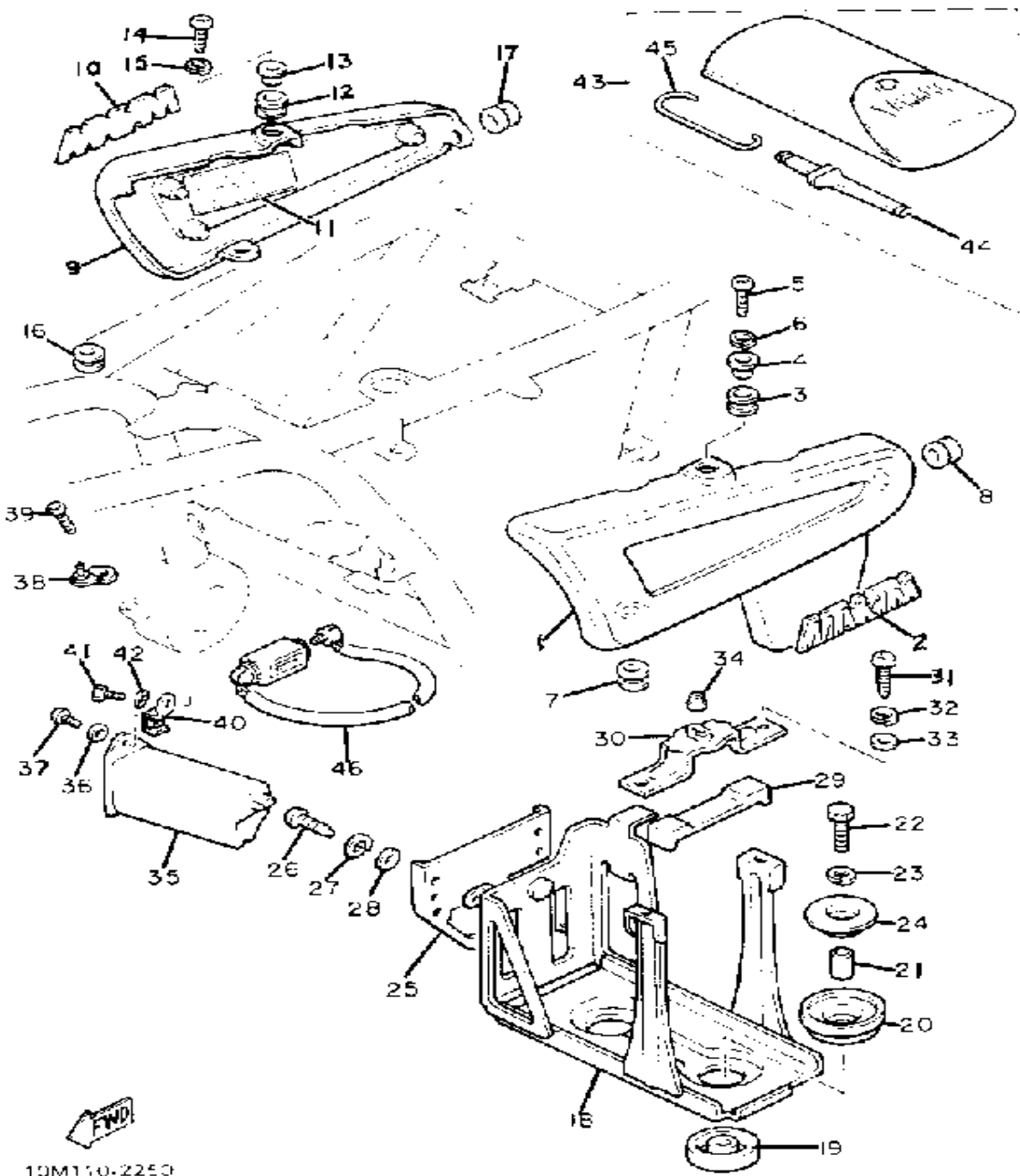
# FRONT FENDER - REAR FENDER



Ref. No.	Part Number	Description	Qty	Remarks
1	10M-21510-00-93	FENDER, FRONT	1	CHROME PLATED
2	97313-08020-00	BOLT, HEXAGON	4	
3	92990-08100-00	WASHER	4	
4	1A0-21518-00-00	HOLDER, CABLE	1	
5	10M-21610-00-93	FENDER, REAR	1	CHROME PLATED
6	97313-06016-00	BOLT, HEXAGON	2	
7	92995-06100-00	WASHER, SPRING	2	
8	92901-06600-00	WASHER	2	
9	97013-10030-00	BOLT (8J7) (97303-10030)	2	
10	92990-10600-00	WASHER, PLATE	2	
11	95303-10600-00	NUT (95301-10600)	2	
12	92990-10100-00	WASHER, SPRING	2	
13	(10M-21640-00-00)	REAR STAY CMLPT	1	
14	91316-08020-00	BOLT	2	
15	341-23469-00-00	CAP, BOLT	2	
16	95821-08025-00	BOLT, FLANGE	2	
17	90201-090F4-00	WASHER, PLATE	2	
18	(10M-21629-00-00)	GUARD, MUD	1	
19	97013-06012-00	BOLT	2	
20	92995-06100-00	WASHER, SPRING	2	
21	90201-06M08-00	WASHER, PLATE	2	
22	90464-16025-00	CLAMP	3	

11G171-2240

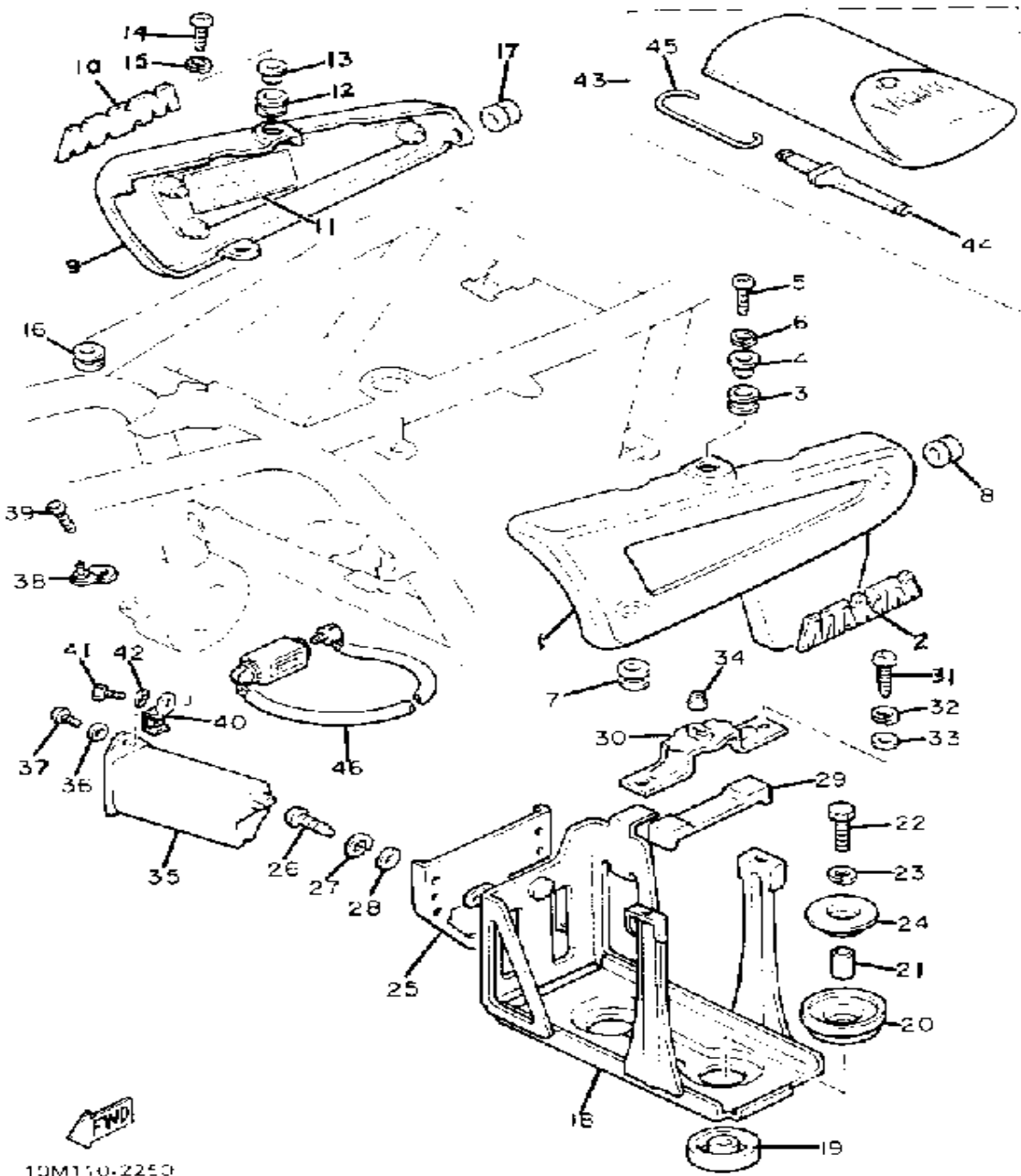
# SIDE COVER - TOOL



Ref. No.	Part Number	Description	Qty	Remarks
1	10M-21710-00-6G	SIDE COVER ASSEMBLY 1	1	U.R. NEW YAMAHA BLK
	10M-21710-00-7J	SIDE COVER ASSEMBLY 1	1	U.R. NEW RUBY RED
2	15R-21781-00-00	EMBLEM 1	1	
3	90480-10297-00	GROMMET	1	
4	90387-06024-00	COLLAR	1	
5	98580-06020-00	SCREW	1	
6	92995-06100-00	WASHER, SPRING	1	
7	90480-01176-00	GROMMET	1	
8	90480-11224-00	GROMMET	1	
9	(10M-21720-00-6G)	SIDE COVER ASSEMBLY 2	1	U.R. NEW YAMAHA BLK
	(10M-21720-00-7J)	SIDE COVER ASSEMBLY 2	1	U.R. NEW RUBY RED
10	15R-21781-00-00	EMBLEM 1	1	
11	(10M-21683-01-00)	PLATE, SPEC	1	
12	90480-10297-00	GROMMET	1	
13	90387-06024-00	COLLAR	1	
14	98580-06020-00	SCREW	1	
15	92995-06100-00	WASHER, SPRING	1	
16	90480-01176-00	GROMMET	1	
17	90480-11224-00	GROMMET	1	
18	10M-21170-01-00	BOX	1	
19	(10M-21746-01-00)	DAMPER	2	
20	(10M-21747-00-00)	DAMPER	2	
21	90387-064A5-00	COLLAR	1	
22	97011-06025-00	BOLT (97001-06025)	2	
23	92995-06100-00	WASHER, SPRING	2	
24	(90480-17218-00)	GROMMET	1	
25	(10M-21543-01-00)	PLATE 1	1	

CONTINUED ON NEXT FRAME ►

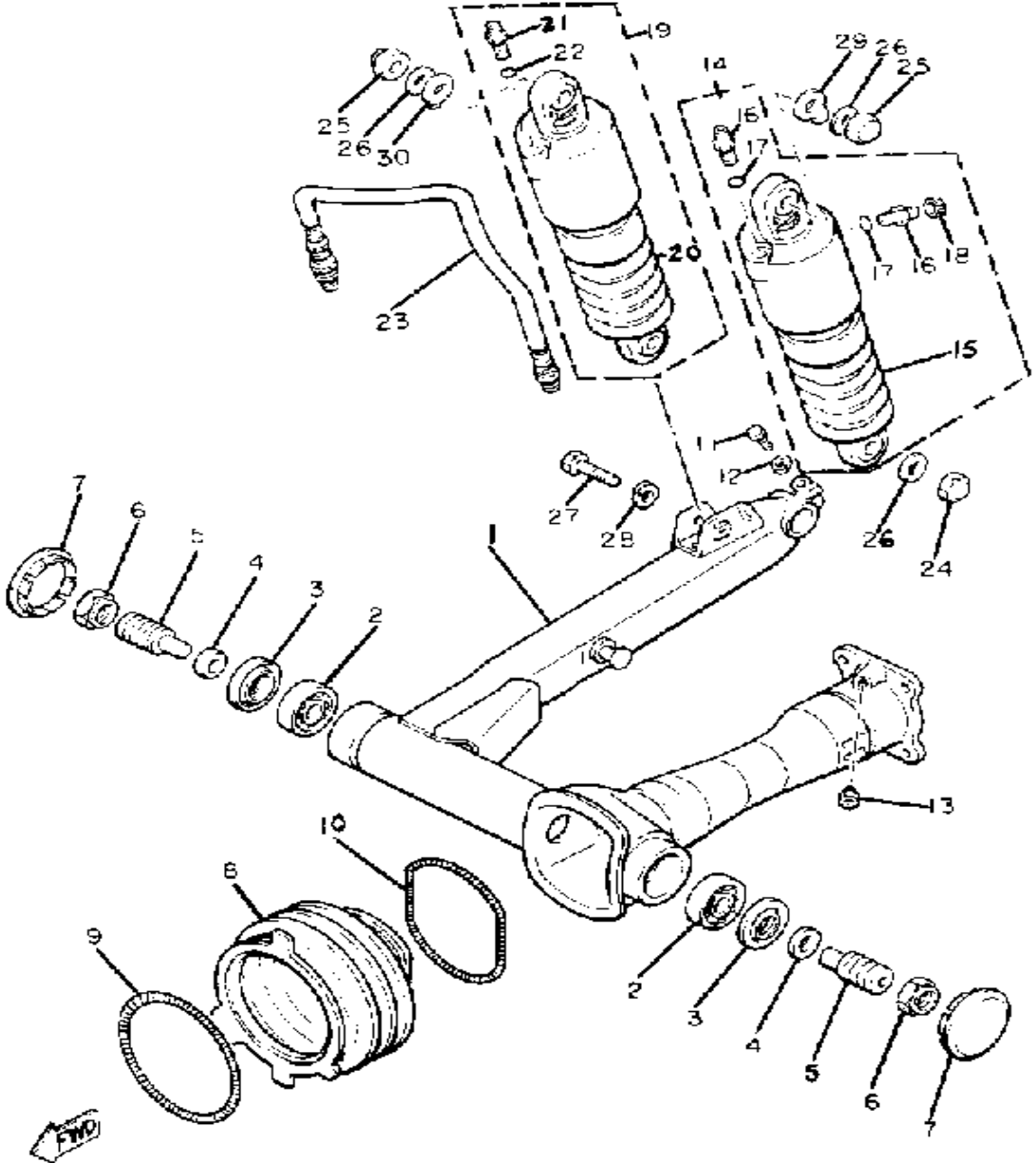
# SIDE COVER - TOOL



10M110-2250

Ref. No.	Part Number	Description	Qty	Remarks
26	98580-05012-00	SCREW, PAN HEAD	2	
27	92990-05100-00	WASHER, SPRING	2	
28	92901-05600-00	WASHER, PLATE	2	
29	10M-21778-00-00	DAMPER, LOCATING 1	1	
30	10M-2177G-00-00	BOX, BATTERY	1	
31	98580-06012-00	SCREW, PAN HEAD	2	
32	92995-06100-00	WASHER, SPRING	2	
33	92901-06600-00	WASHER	2	
34	(90480-12292-00)	GROMMET	1	
35	4R0-21258-00-00	BOX	1	
36	90201-062A8-00	WASHER, PLATE	1	
37	98506-06016-00	SCREW, PANHEAD	1	
38	4R0-2175H-01-00	STAY, LOCK	1	
39	91316-06012-00	BOLT, SOCKET HEAD	1	
40	(4R0-2172E-00-00)	STAY, SIDE COVER 1	1	
41	97026-06012-00	BOLT	1	
42	92906-06100-00	WASHER, SPRING	1	
43	2H7-W2810-00-00	TOOL KIT	1	
44	2H7-2815A-00-00	. GAUGE, OIL LEVEL	1	
45	3H3-2814A-00-00	. WIRE, HOOK	1	
46	4R0-W2171-00-00	WHEEL LOCK ASSEMBLY	1	

# REAR ARM - SUSPENSION

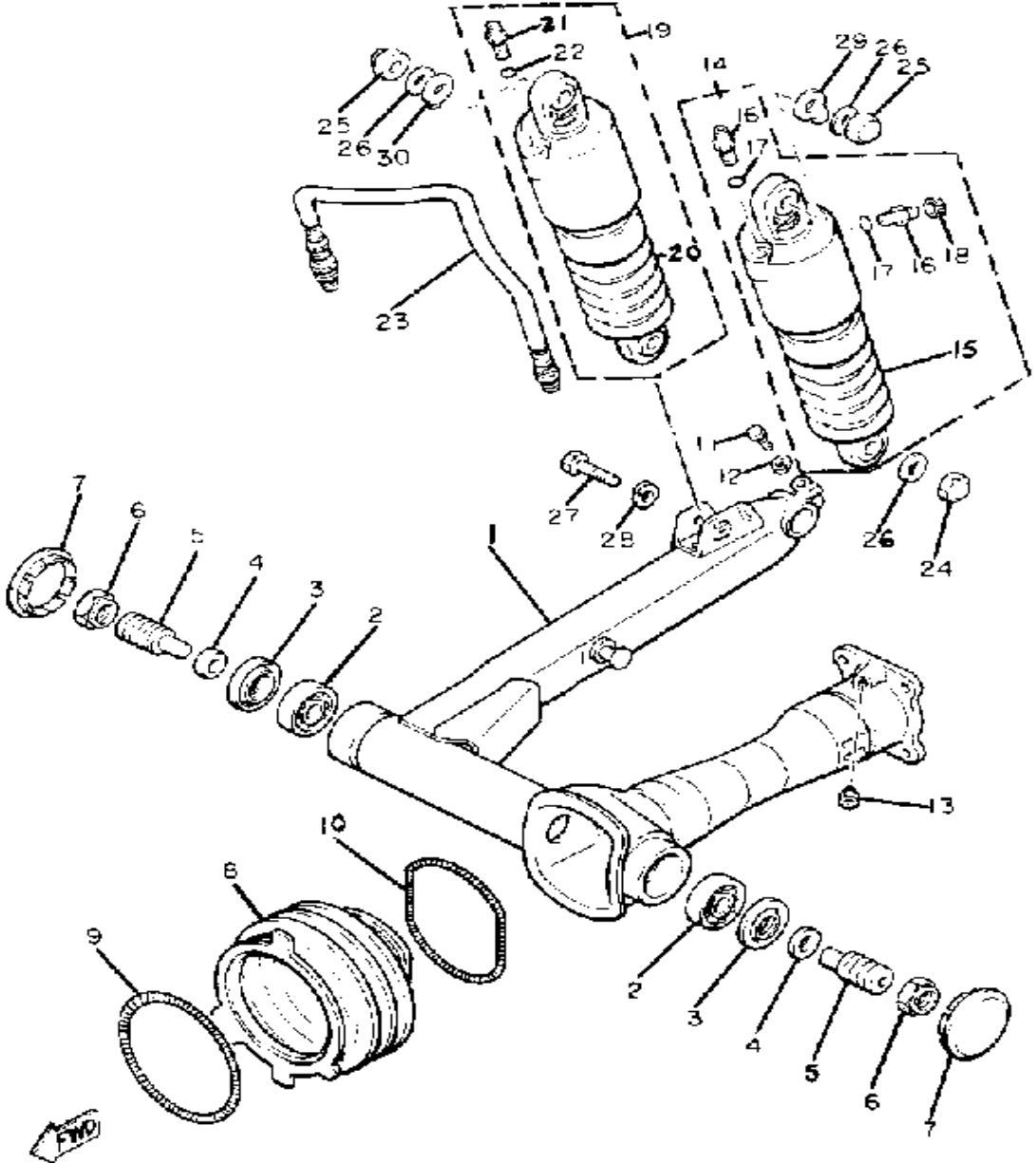


11G171-228\*

Ref. No.	Part Number	Description	Qty	Remarks
1	10M-22110-01-98	REAR ARM .....	1	LOW GLOSS BLK
2	93332-00010-00	BEARING .....	2	
3	93102-25017-00	OIL SEAL .....	2	
4	90387-17543-00	COLLAR .....	2	
5	1J7-22141-00-00	SHAFT, PIVOT .....	2	
6	1J7-22143-00-00	NUT .....	2	
7	2H7-2219X-00-00	COVER .....	2	
8	2H7-22189-00-00	BOOT, RUBBER .....	1	
9	90506-07136-00	SPRING, TENSION .....	1	
10	90506-07135-00	SPRING, TENSION .....	1	
11	97026-08035-00	BOLT (TJ) .....	1	
12	92906-08100-00	WASHER, SPRING .....	1	
13	93700-06M03-00	NIPPLE, GREASE .....	1	
14	10M-22203-00-00	REAR SHOCK 1 .....	1	
15	(10M-22263-00-00)	BOOT, RR SHK/ABS .....	1	
16	4V4-23190-L0-00	. AIR VALVE COMP .....	2	
17	3J2-23147-00-00	. O-RING .....	2	
18	10M-23184-00-00	. CAP, AIR VALVE .....	1	
19	10M-22204-00-00	REAR SHOCK 2 .....	1	
20	(10M-22263-00-00)	BOOT, RR SHK/ABS .....	1	
21	4V4-23190-L0-00	. AIR VALVE COMP .....	1	
22	3J2-23147-00-00	. O-RING .....	1	
23	(10M-22255-00-00)	HOSE, JOINT .....	1	
24	90176-10013-00	NUT, CROWN .....	1	
25	90176-10009-00	NUT, CROWN .....	2	
26	90201-10142-00	WASHER, PLATE (341-22243-00) .....	3	
27	90106-10030-00	BOLT, DOME HEAD .....	1	
28	92990-10100-00	WASHER, SPRING .....	1	

CONTINUED ON NEXT FRAME ►

# REAR ARM - SUSPENSION

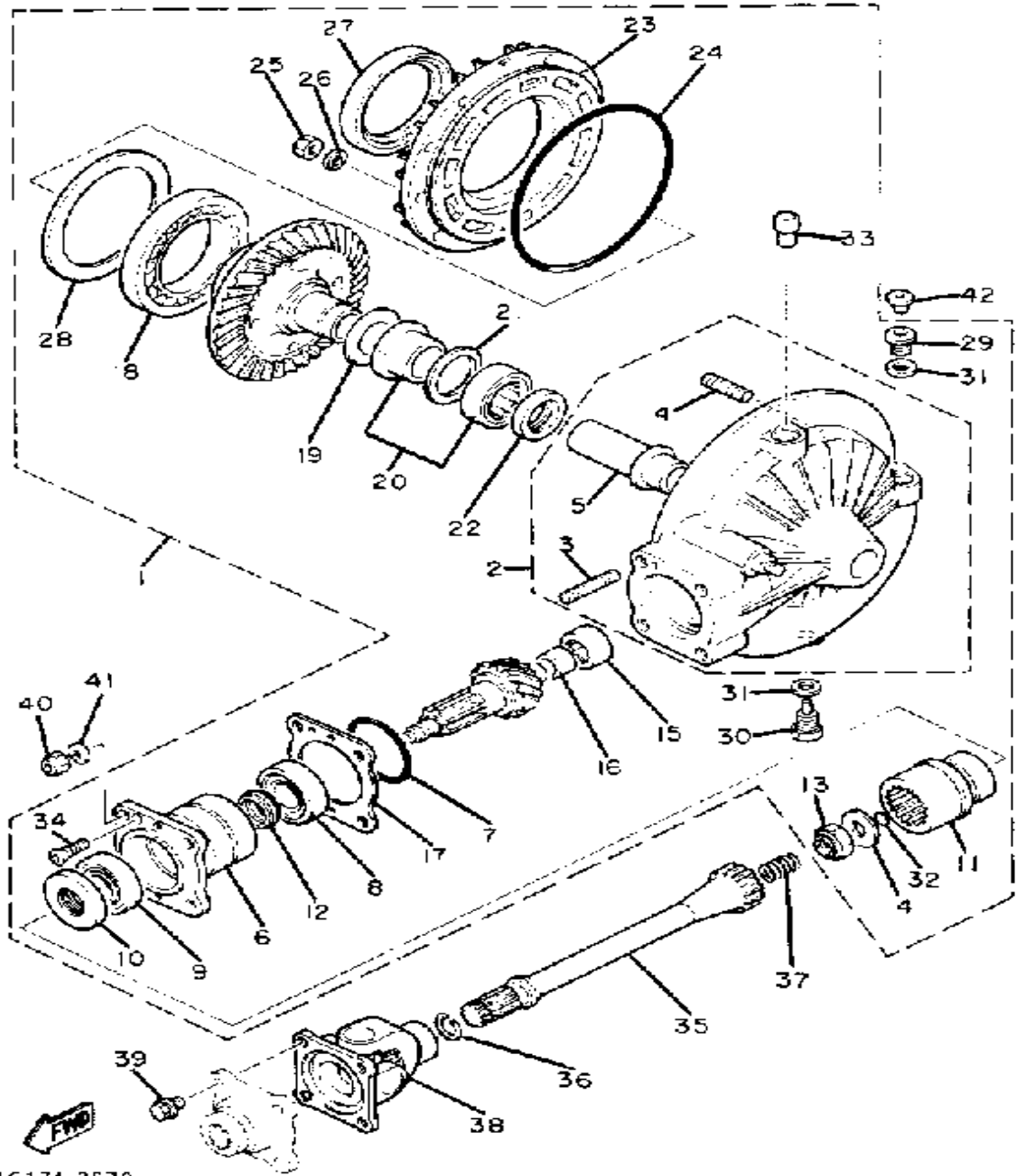


11G171-228\*

Ref. No.	Part Number	Description	Qty	Remarks
29	4H7-22243-00-00	WASHER 1 .....	1	
30	4W5-22244-00-00	WASHER 2 (4H7-22244-00) ...	1	



# DRIVE SHAFT

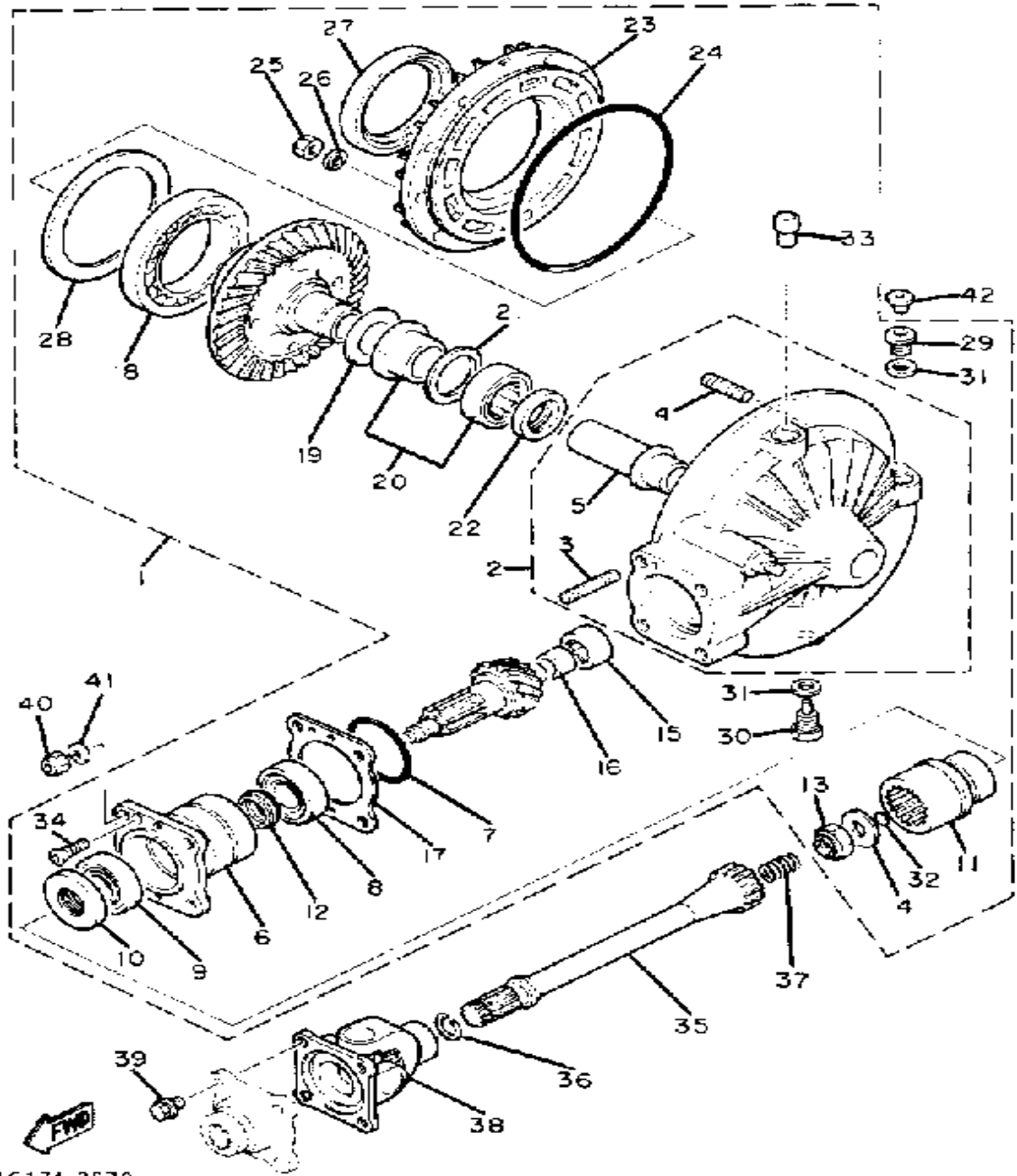


11G171-2270

Ref. No.	Part Number	Description	Qty	Remarks
1	(4R0-46101-00-00)	RR AXL GR CASE ASSEMBLY	1	
2	(4R0-46150-00-00)	HOUSING, DR SHAFT	1	
3	(90116-10359-00)	BOLT, STUD	4	
4	90116-08360-00	.. BOLT, STUD	10	
5	1J7-46153-Y0-00	.. COLLAR, GUIDE	1	
6	2H7-46124-01-00	. HOUSING, BEARING	1	
7	93210-58346-00	. O-RING	1	
8	93332-00027-00	. BEARING, TAPRD # 2	1	
9	93332-00001-00	. BEARING	1	
10	93101-38086-00	. OIL SEAL	1	
11	2H7-46123-00-00	. COUPLING, GEAR	1	
12	1J7-46129-Y1-00	. SPACER, EXPANSION	1	
13	90185-14070-00	. NUT, SELF-LOCKING	1	
14	90201-14664-00	. WASHER, PLATE	1	
15	93317-41510-00	. BEARING	1	
16	2H7-46122-00-00	. RACE, INNER	1	
17	1J7-46127-Y0-30	. SHIM (0.35T)	1	U.R.
	1J7-46127-Y0-40	. SHIM (0.40T)	1	U.R.
	1J7-46127-Y0-45	. SHIM (0.45T)	1	U.R.
	1J7-46127-Y0-50	. SHIM (0.50T)	1	U.R.
18	93316-01403-00	. BEARING	1	
19	(1J7-46119-Y0-10)	SHIM, THRUST	1	U.R.
	(1J7-46119-Y0-20)	SHIM, THRUST	1	U.R.
20	1J7-46106-N0-00	. BEARING ASSEMBLY	1	
21	1J7-46118-Y0-18	. WASHER, THRUST	1	U.R.
	1J7-46118-Y0-19	. WASHER, THRUST	1	U.R.
	1J7-46118-Y0-20	. WASHER, THRUST	1	U.R.
	1J7-46118-Y0-21	. WASHER, THRUST	1	U.R.
22	93101-30084-00	. OIL SEAL	1	

CONTINUED ON NEXT FRAME ➤

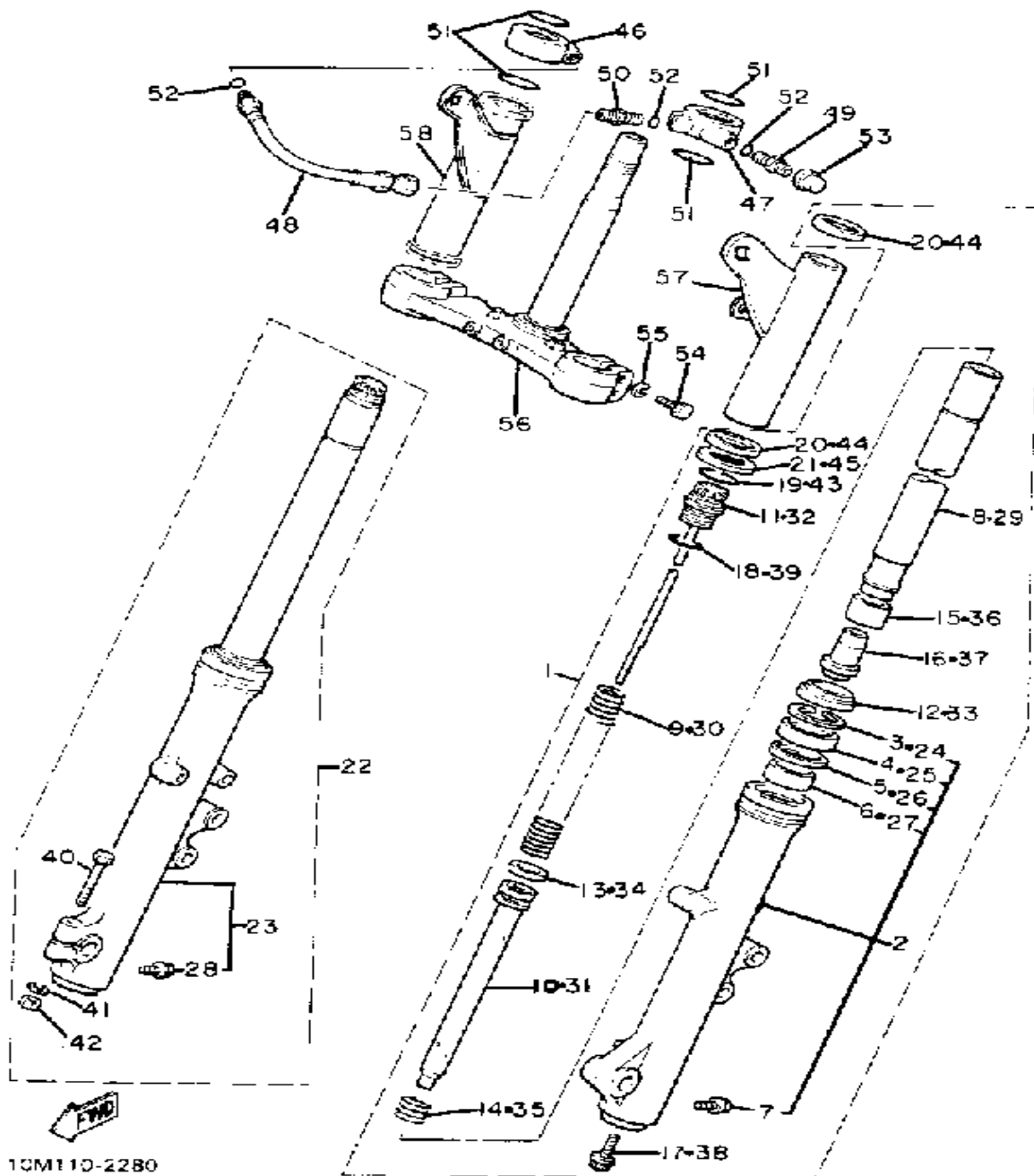
# DRIVE SHAFT



11G171-2270

Ref. No.	Part Number	Description	Qty	Remarks
23	(2H7-46152-00-00)	HOUSING, BEARING	1	
24	93211-44348-00	. O-RING	1	
25	95333-08600-00	. NUT	10	
26	92901-08700-00	. WASHER, WAVE	10	
27	93102-70167-00	. OIL SEAL	1	
28	1J7-46117-Y0-30	SHIM, RING GEAR (0.30T)	1	U.R.
	1J7-46117-Y0-35	. SHIM, RING GEAR	1	U.R.
	1J7-46117-Y0-40	. SHIM, RING GEAR (0.40T)	1	U.R.
	1J7-46117-Y0-50	. SHIM, RING GEAR (0.50T)	1	U.R.
29	90340-14046-00	. PLUG, STRAIGHT SCREW	1	
30	90340-14118-00	. PLUG, STRAIGHT	1	
31	214-11198-01-00	. GASKET	2	
32	93210-14359-00	. O-RING	1	
33	4H3-17590-00-00	. BREATHER COMP	1	
34	98703-05018-00	. SCREW, FLAT HEAD (98701-05018-00)	1	
35	(2H7-46172-00-00)	SHAFT, DRIVE	1	
36	90468-12088-00	CLIP	1	
37	90501-16491-00	SPRING, COMPRESSION	1	
38	2H7-46180-00-00	CROSS JOINT	1	
39	90105-08155-00	BOLT, WASHER BASED	4	
40	95616-10100-00	NUT, U	4	
41	92906-10100-00	WASHER, SPRING	4	
42	341-23469-00-00	CAP, BOLT	1	

# FRONT FORK

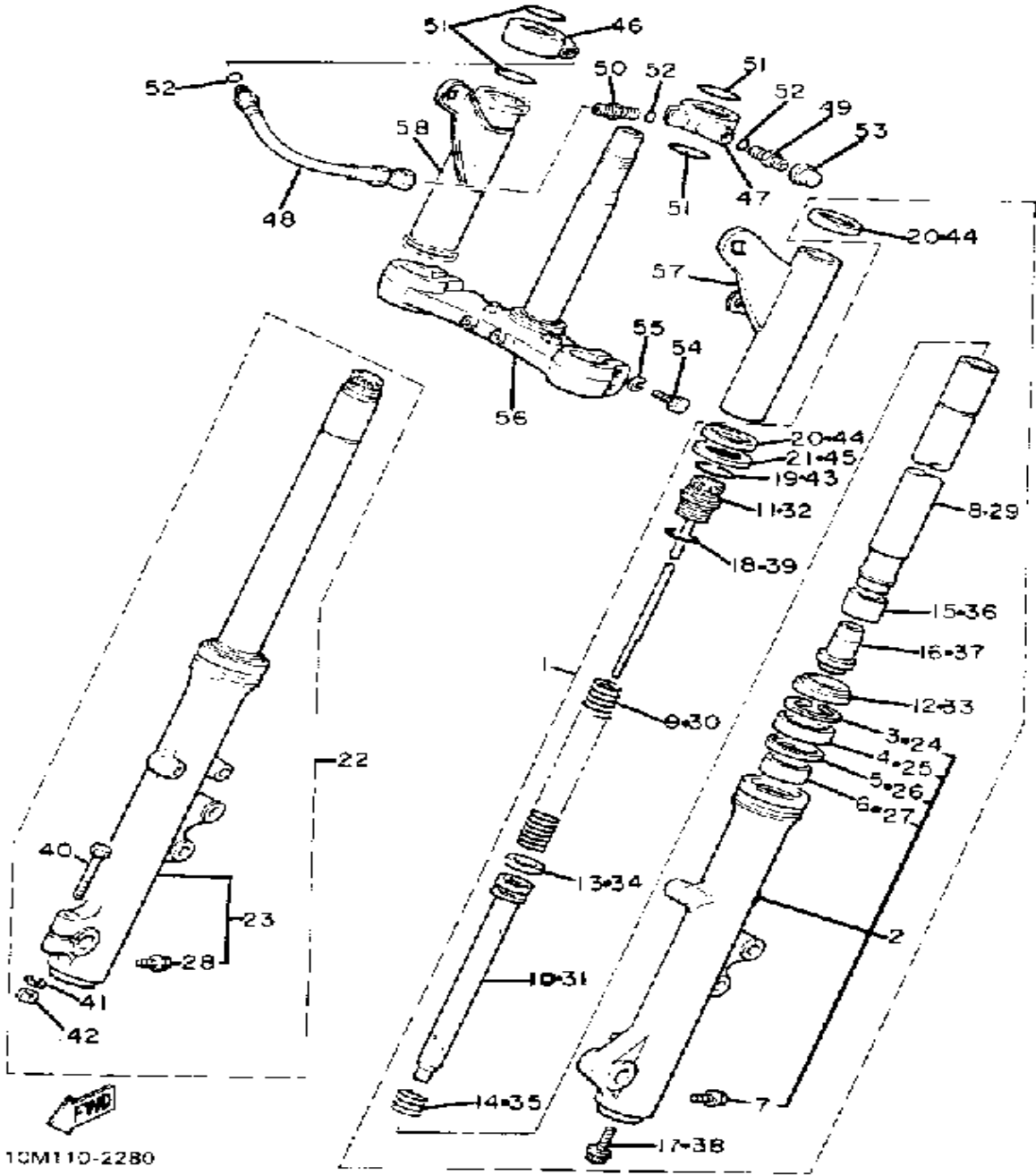


10M110-2280

Ref. No.	Part Number	Description	Qty	Remarks
1	(10M-23102-00-00)	FRONT FORK ASSEMBLY L	1	
2	10M-23126-00-00	. TUBE, OUTER 1	1	
3	(10M-23156-00-00)	CLIP, OIL SEAL	1	
4	10M-23145-00-00	.. OIL SEAL	1	
5	(10M-23147-00-00)	O-RING	1	
6	(3H3-23125-00-00)	METAL, SLIDE 1	1	
7	(10M-23119-00-00)	PLUG, DRAIN	1	
8	10M-23110-00-00	. INNER TUBE 1	1	
9	(10M-23141-00-00)	SPRING, FRONT FORK	1	
10	10M-23170-00-00	. CYLINDER, FRTRFK	1	
11	(10M-23111-00-00)	BOLT, CAP	1	
12	10M-23144-00-00	. SEAL, DUST	1	
13	1T4-23157-01-00	. RING, PISTON FRTRFK (2F3-23157-00)	1	
14	10M-23151-00-00	. SPRING, REBOUND	1	
15	3H3-23135-00-00	. METAL, SLIDE 2	1	
16	10M-23166-00-00	. SPACER, OIL LOCK	1	
17	3M7-23181-00-00	. BOLT, HEX SCKT HEAD	1	
18	3H3-23114-00-00	. GASKET	1	
19	3H3-23163-00-00	. GASKET	1	
20	3H3-23115-00-00	. GUIDE, COVER UPPER	2	
21	(10M-23115-00-00)	GUIDE, COVER UPPER	1	
22	(10M-23103-00-00)	FRONT FORK ASSEMBLY R	1	
23	(10M-23136-00-00)	TUBE, OUTER 2	1	
24	(10M-23156-00-00)	CLIP, OIL SEAL	1	
25	10M-23145-00-00	.. OIL SEAL	1	
26	(10M-23147-00-00)	O-RING	1	
27	(3H3-23125-00-00)	METAL, SLIDE 1	1	
28	(10M-23119-00-00)	PLUG, DRAIN	1	

CONTINUED ON NEXT FRAME ►

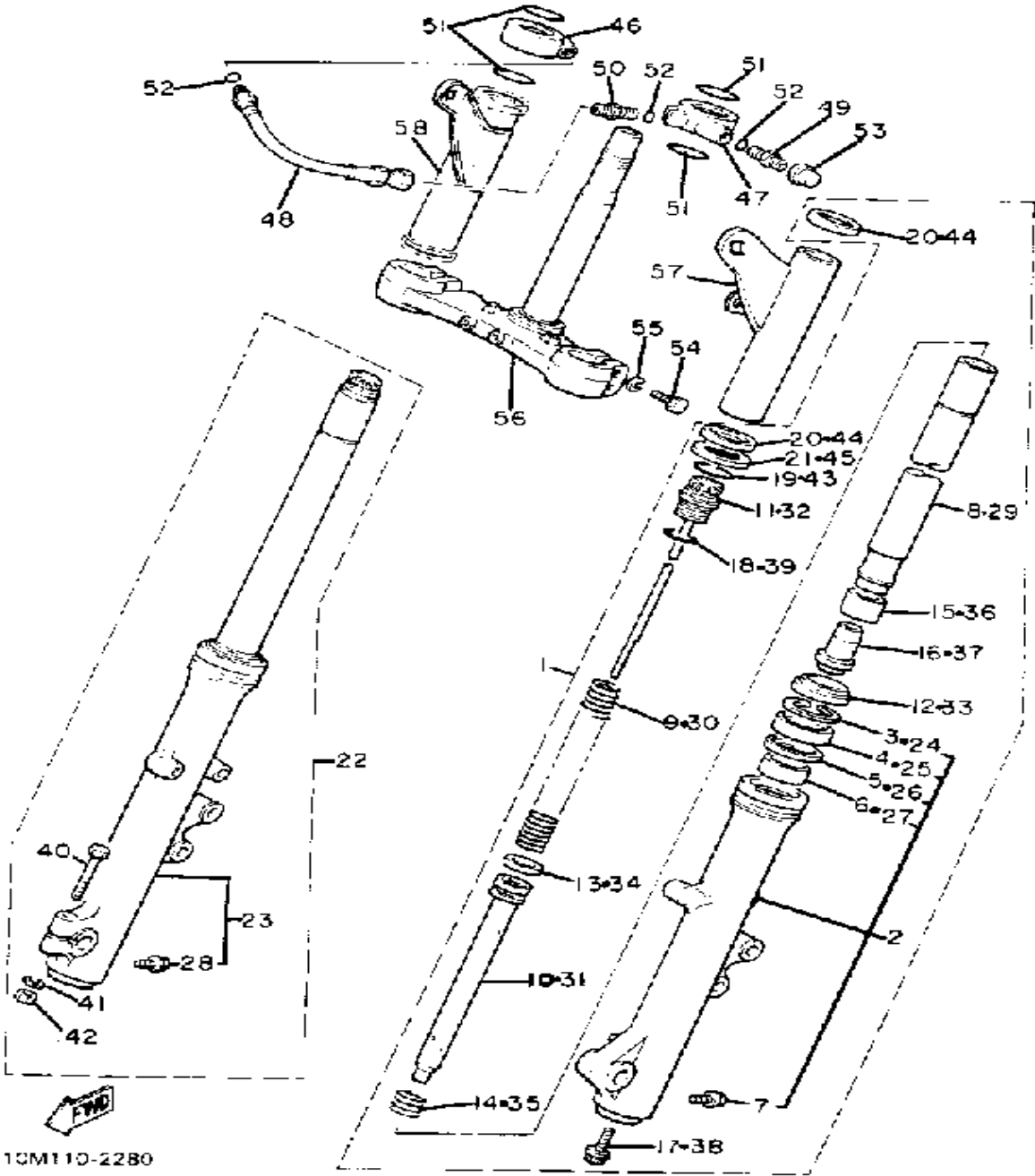
# FRONT FORK



Ref. No.	Part Number	Description	Qty	Remarks
29	10M-23110-00-00	. INNER TUBE 1	1	
30	(10M-23141-00-00)	SPRING, FRONT FORK	1	
31	10M-23170-00-00	. CYLINDER, FRTFRK	1	
32	(10M-23111-00-00)	BOLT, CAP	1	
33	10M-23144-00-00	. SEAL, DUST	1	
34	1T4-23157-01-00	. RING, PISTON FRTFRK (2F3-23157-00)	1	
35	10M-23151-00-00	. SPRING, REBOUND	1	
36	3H3-23135-00-00	. METAL, SLIDE 2	1	
37	10M-23166-00-00	. SPACER, OIL LOCK	1	
38	3M7-23181-00-00	. BOLT, HEX SCKT HEAD	1	
39	3H3-23114-00-00	. GASKET	1	
40	2G2-23128-00-00	. BOLT, AXLE HOLDER	1	
41	92990-08100-00	. WASHER	1	
42	92811-08200-00	. NUT (CROWN/SLOT)	1	
43	3H3-23163-00-00	. GASKET	1	
44	3H3-23115-00-00	. GUIDE, COVER UPPER	2	
45	(10M-23115-00-00)	GUIDE, COVER UPPER	1	
46	10M-2319A-00-00	JOINT, AIR	1	
47	(10M-2318A-00-00)	JOINT, AIR 1	1	
48	10M-2318F-00-00	HOSE, AIR	1	
49	5K7-23190-00-00	AIR VALVE	1	
50	10M-2318E-00-00	CONNECTOR	1	
51	10M-23188-00-00	O-RING	4	
52	3H3-23147-00-00	O-RING	3	
53	5K7-23184-00-00	CAP, AIR VALVE	1	
54	3J3-23346-00-00	BOLT 1	4	
55	3J3-23159-00-00	WASHER, SPRING LWR	4	
56	10M-23340-00-90	UNDER BRACKET	1	UNI CHROME (BLK)

CONTINUED ON NEXT FRAME ►

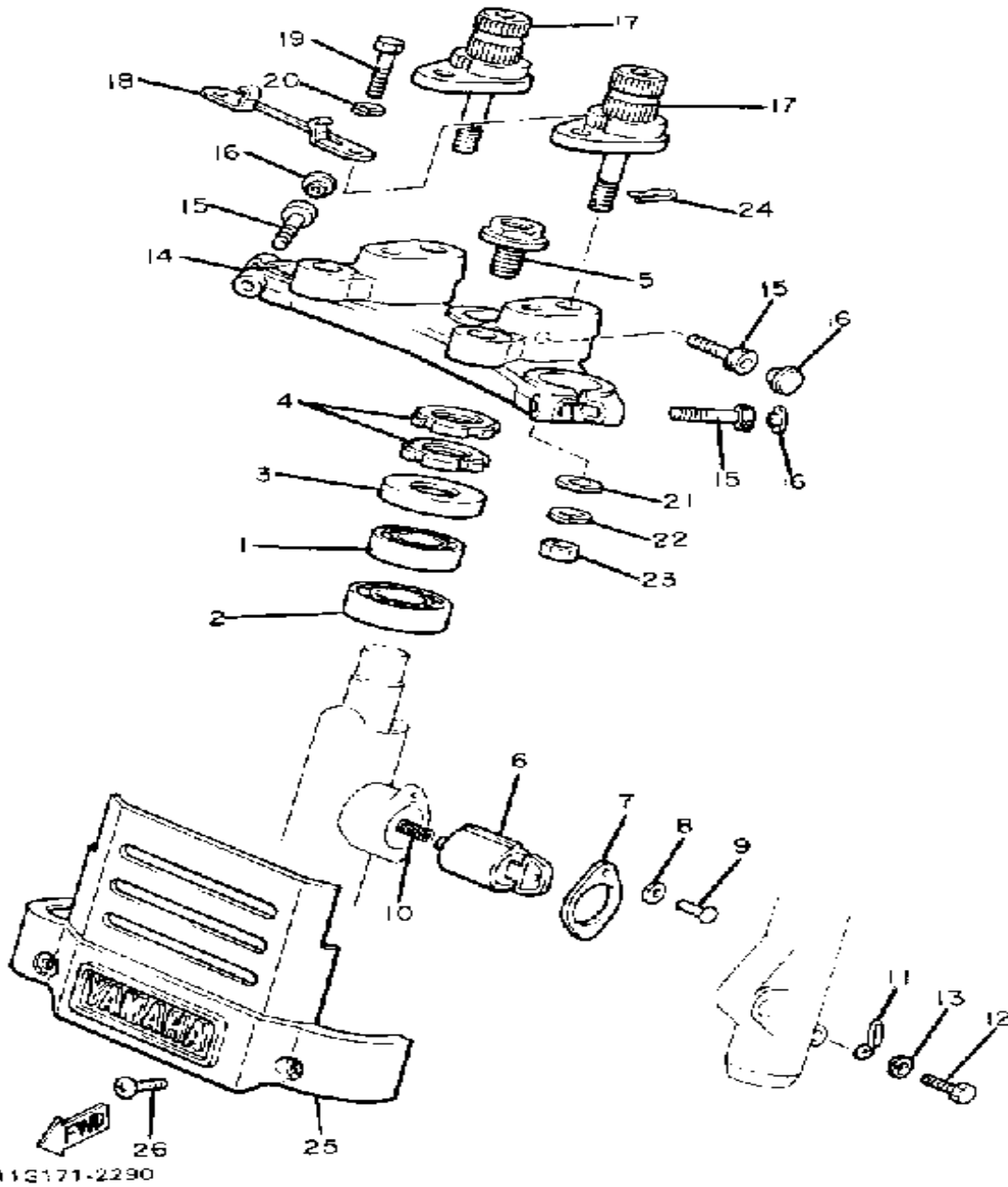
# FRONT FORK



Ref. No.	Part Number	Description	Qty	Remarks
57	10M-23121-00-93	COVER, UPPER 1	1	CHROME PLATED
58	10M-23131-00-93	COVER, UPPER 2	1	CHROME PLATED

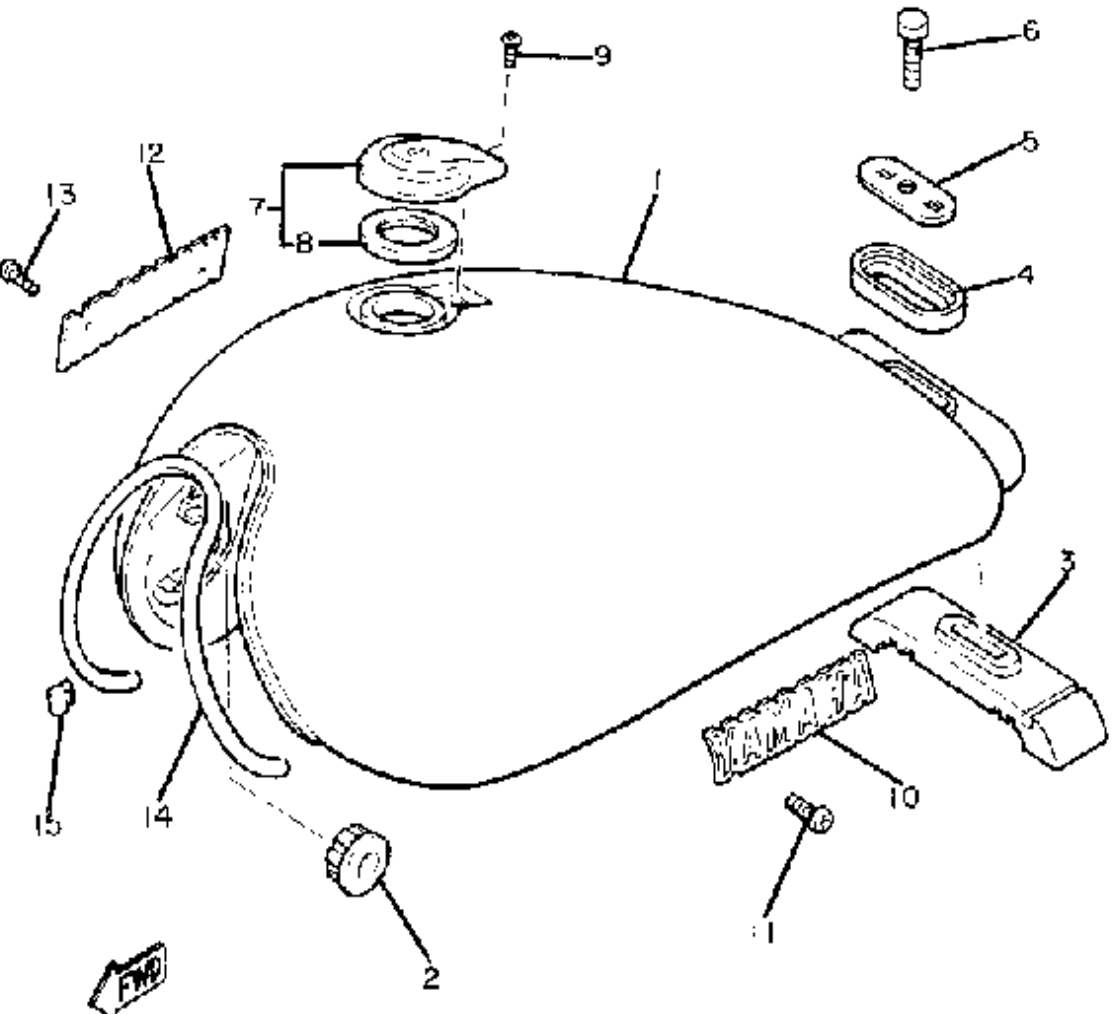
10M110-2280

# STEERING



Ref. No.	Part Number	Description	Qty	Remarks
1	93332-00001-00	BEARING .....	1	
2	93332-00008-00	BEARING .....	1	
3	4H3-23415-00-00	COVER, BALL RACE 1 .....	1	
4	90179-25495-00	NUT, SPEC'L SHAPE .....	2	
5	90105-14365-00	BOLT, fitting 1 (4H3-23451-00) .	1	
6	2A6-23408-00-00	STEERING LOCK ASSEMBLY .	1	
7	3DM-23484-00-00	CAP, HANDLE LOCK .....	1	
8	90208-04029-00	WASHER, CONICAL SPRING ..	1	
9	90269-04003-00	RIVET .....	1	
10	90502-09024-00	SPRING, CONICAL .....	1	
11	4H3-23318-00-00	HOLDER, CABLE 1 .....	1	
12	97013-06012-00	BOLT .....	1	
13	92995-06100-00	WASHER, SPRING .....	1	
14	10M-23435-00-98	CROWN, HANDLE .....	1	LOW GLOSS BLK
15	91316-08040-00	BOLT, SOCKET HEAD .....	3	
16	341-23469-00-00	CAP, BOLT .....	3	
17	10M-23442-00-98	HOLDER, HANDLE LWR .....	2	
18	(10M-26226-00-00)	BRACKET, HNDL CVR 1 .....	1	
19	97013-08025-00	BOLT .....	2	
20	92990-08100-00	WASHER .....	2	
21	92906-10600-00	WASHER .....	2	
22	92906-10100-00	WASHER, SPRING .....	2	
23	95306-10700-00	NUT .....	2	
24	90468-12124-00	CLIP .....	2	
25	10M-23122-00-00	COVER, OUTER 1 .....	1	
26	98903-06010-00	SCREW, BIND .....	2	

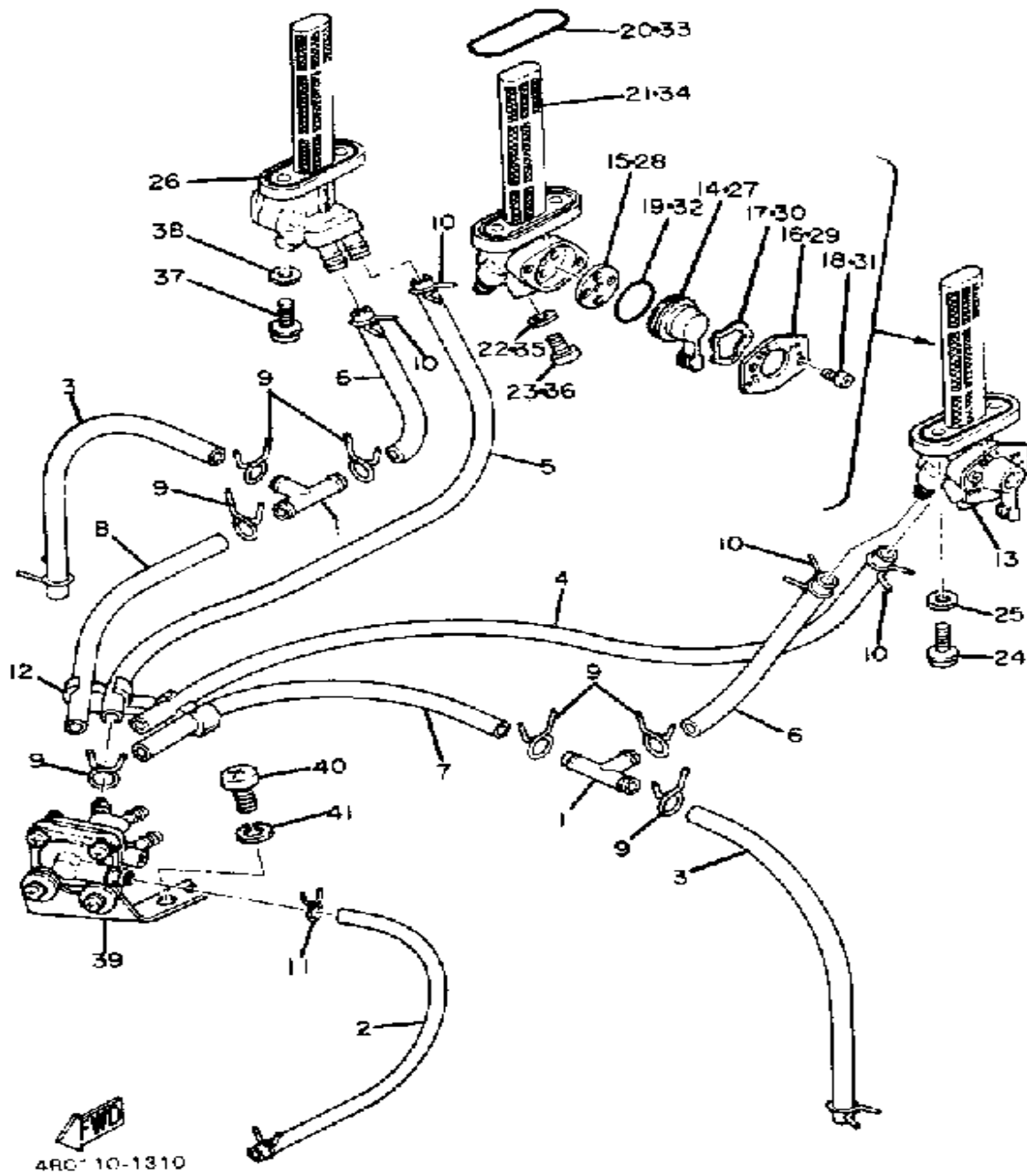
# FUEL TANK



Ref. No.	Part Number	Description	Qty	Remarks
1	10M-24110-00-6G	FUEL TANK .....	1	U.R.NEW YAMAHA BLK
	10M-24110-00-7J	FUEL TANK .....	1	U.R.NEW RUBY RED
2	1J7-24181-01-00	DAMPER, LOCATING 1 .....	2	
3	(10M-24182-00-00)	DAMPER, LOCATING 2 .....	1	
4	4H7-24183-00-00	DAMPER, LOCATING 3 .....	1	
5	4H7-24186-00-00	WASHER, SPECIAL .....	1	
6	97313-08012-00	BOLT .....	1	
7	4X7-24602-02-00	CAP ASSEMBLY .....	1	
8	4X7-24612-00-00	. GASKET, CAP .....	1	
9	98506-05010-00	SCREW, PAN HEAD .....	1	
10	10M-24161-00-00	EMBLEM 1 .....	1	
11	90152-04006-00	SCREW, COUNTERSUNK .....	2	
12	10M-24162-00-00	EMBLEM 2 .....	1	
13	90152-04006-00	SCREW, COUNTERSUNK .....	2	
14	10M-24189-00-00	PLATE, MOLD .....	1	
15	90468-03063-00	CLIP .....	5	

11G171-2300

# FUEL COCK - PIPING

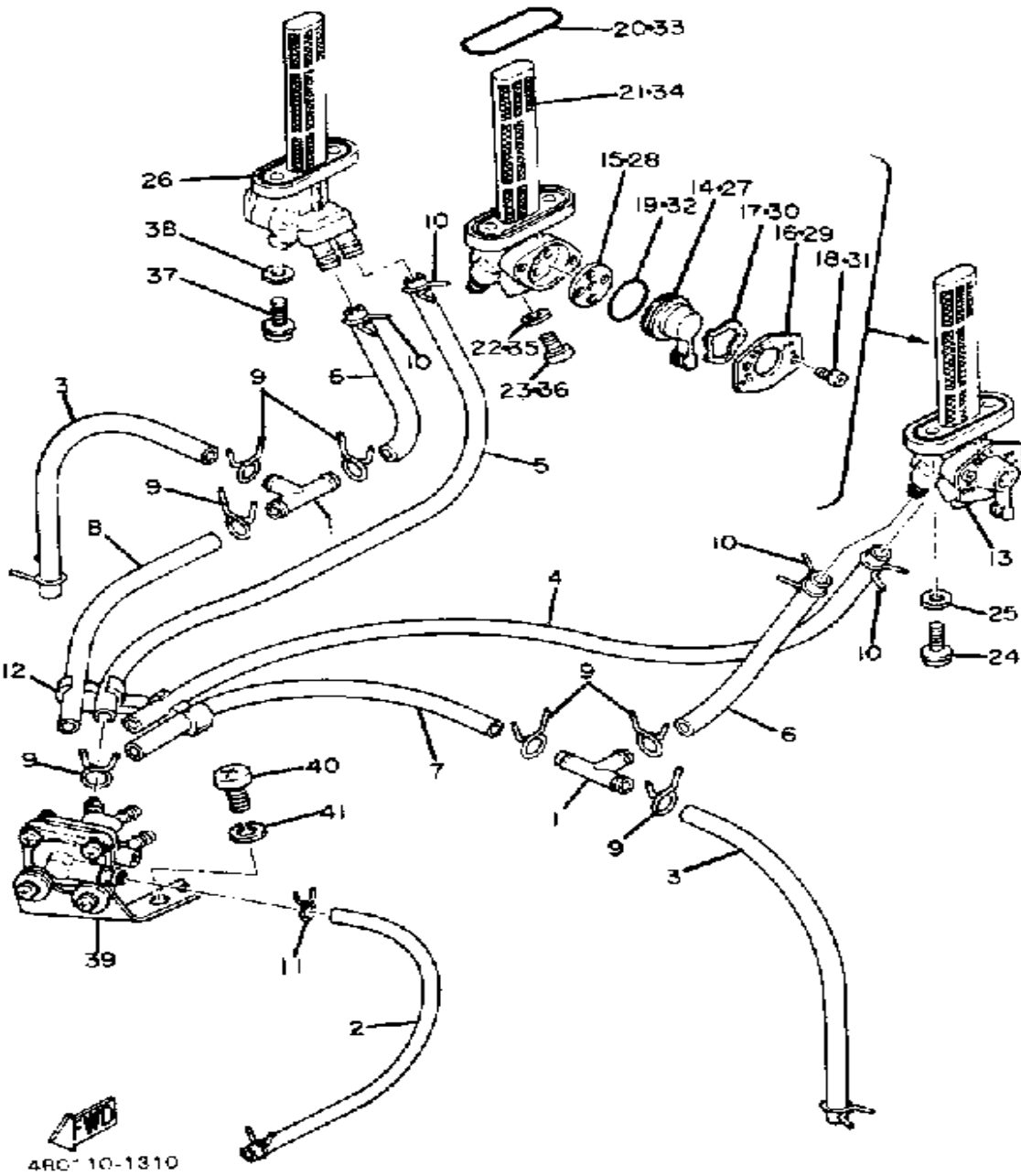


Ref. No.	Part Number	Description	Qty	Remarks
1	3H3-24376-00-00	PIPE, JOINT 1 .....	2	
2	90445-07036-00	HOSE .....	1	
3	90445-10345-00	HOSE .....	2	
4	3H3-24311-00-00	PIPE, FUEL 1 .....	1	
5	3H3-24312-00-00	PIPE 2 .....	1	
6	90445-10625-00	HOSE .....	2	
7	3H3-24314-00-00	PIPE 4 .....	1	
8	3H3-24315-00-00	PIPE 5 .....	1	
9	90467-09006-00	CLIP .....	12	
10	90467-10039-00	CLIP .....	4	
11	90467-07029-00	CLIP .....	2	
12	(3H3-24366-00-00)	CLAMP, FUEL PIPE 1 .....	1	
13	3H3-24500-01-00	FUEL COCK ASSEMBLY 1 ...	1	
14	(3H3-24524-00-00)	LEVER, COCK .....	1	
15	3H3-24523-00-00	. VALVE .....	1	
16	(3H3-24525-00-00)	PLATE, LVR FITTING .....	1	
17	10L-24518-00-00	. WASHER, wave .....	1	
18	98580-03008-00	SCREW, PAN HEAD .....	2	
19	3H3-24534-00-00	. O-RING .....	1	
20	2W6-24512-00-00	. O-RING .....	1	
21	3Y1-24514-00-00	. NET, FILTER 1 .....	1	
22	3H3-24522-00-00	. GASKET .....	2	
23	98580-05010-00	. SCREW, PAN HEAD .....	2	
24	90149-06011-00	SCREW .....	2	
25	90202-05187-00	WASHER, PLATE .....	2	
26	3H3-24510-01-00	FUEL COCK ASSEMBLY 2 ...	1	
27	(3H3-24524-10-00)	LEVER, COCK .....	1	
28	3H3-24523-00-00	. VALVE .....	1	
29	(3H3-24525-10-00)	PLATE, LVR FITTING .....	1	

CONTINUED ON NEXT FRAME ►

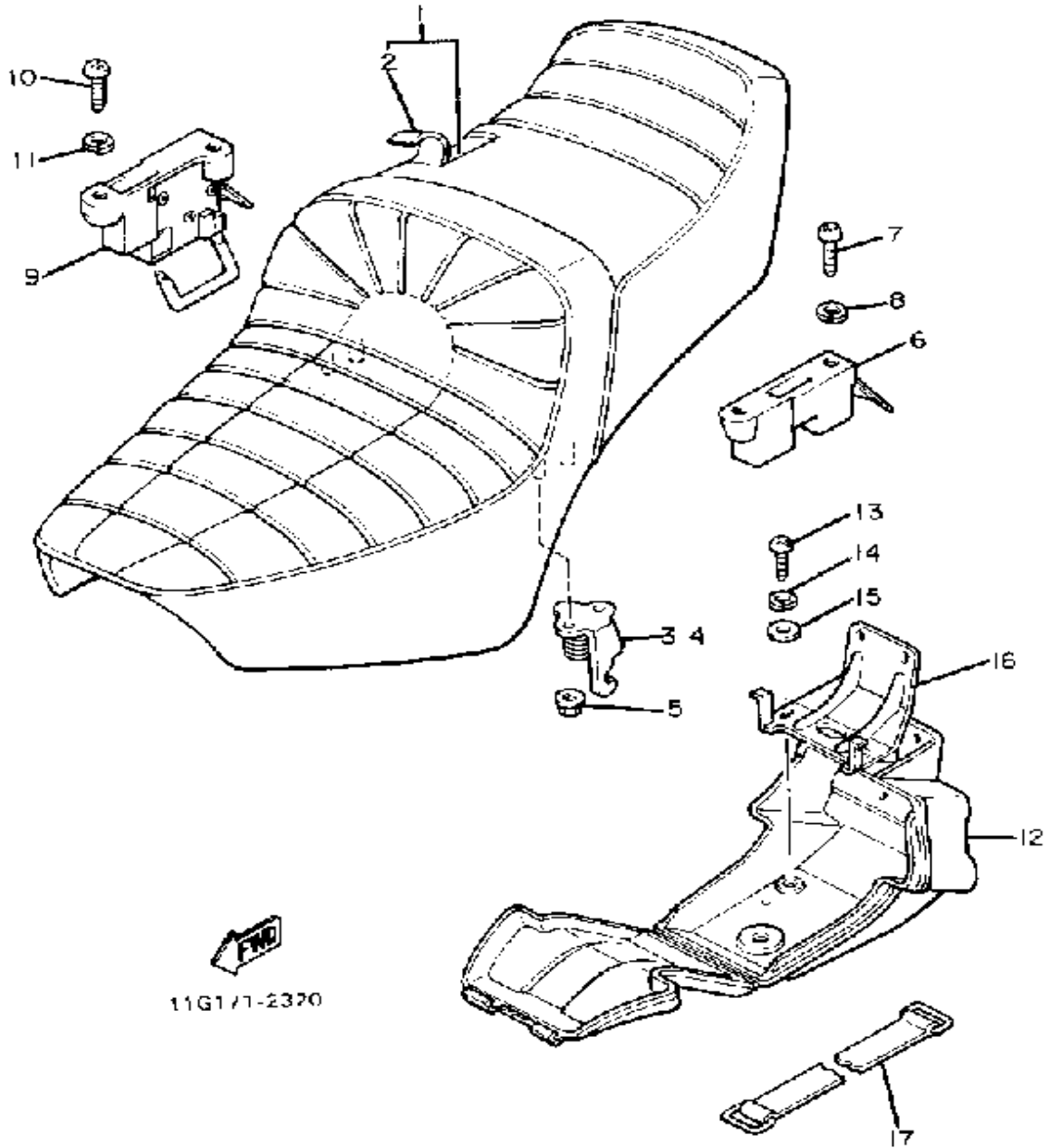


# FUEL COCK - PIPING



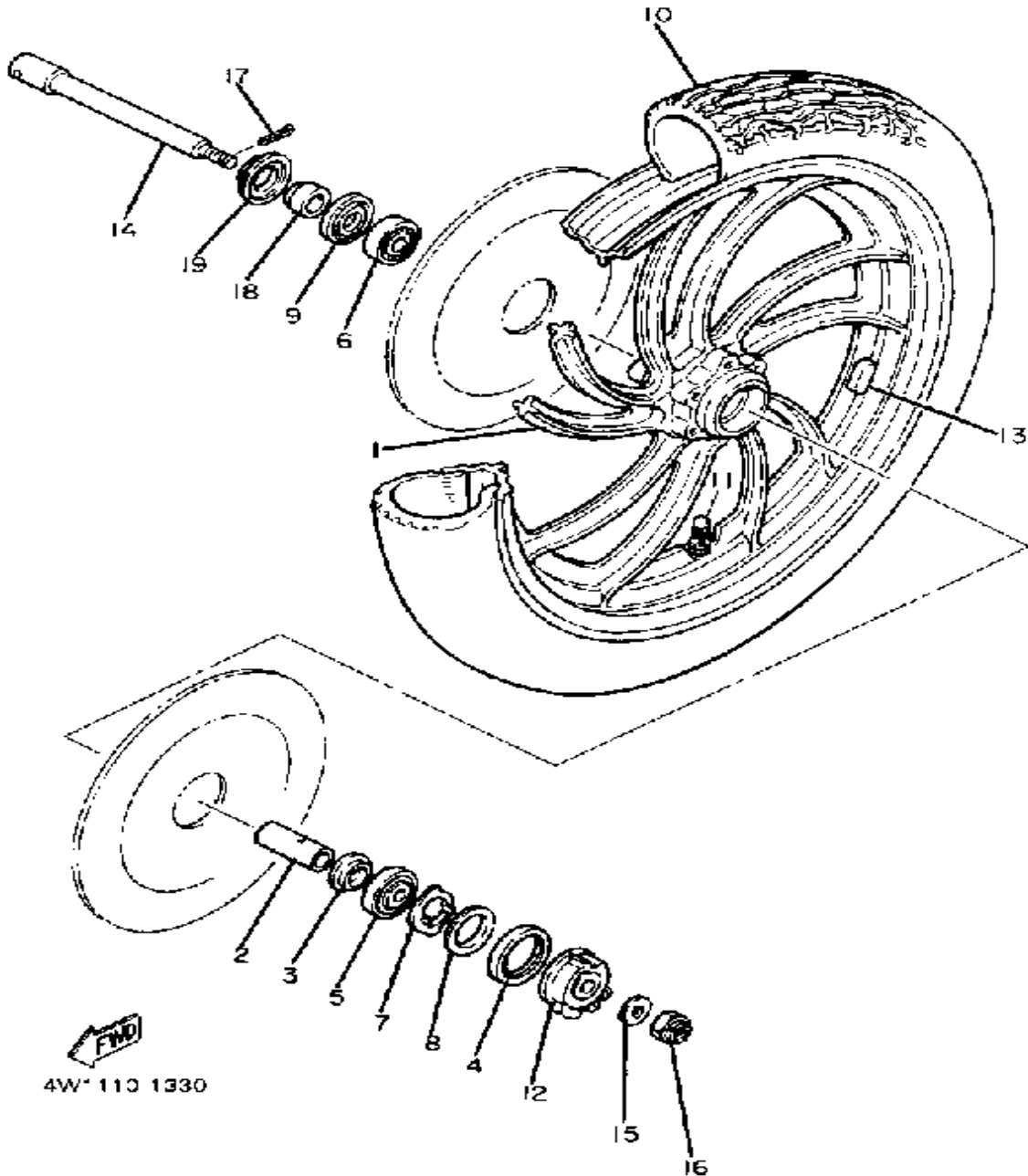
Ref. No.	Part Number	Description	Qty	Remarks
30	10L-24518-00-00	. WASHER, wave	1	
31	98580-03008-00	. SCREW, PAN HEAD	2	
32	3H3-24534-00-00	. O-RING	1	
33	2W6-24512-00-00	. O-RING	1	
34	3Y1-24514-00-00	. NET, FILTER 1	1	
35	3H3-24522-00-00	. GASKET	2	
36	98580-05010-00	. SCREW, PAN HEAD	2	
37	90149-06011-00	SCREW	2	
38	90202-05187-00	WASHER, PLATE	2	
39	3H3-24520-01-00	DIAPHRAGM ASSEMBLY	1	
40	92502-08016-00	SCREW, PAN HEAD 0 2	1	
41	92990-08100-00	WASHER	1	

# SEAT



Ref. No.	Part Number	Description	Qty	Remarks
1	10M-W2472-00-00	DOUBLE SEAT ASSEMBLY ...	1	
2	10M-24731-00-00	. COVER, DOUBLE SEAT .....	1	
3	10M-24728-00-00	BRACKET, SEAT .....	1	
4	10M-24738-00-00	BRACKET, SEAT .....	1	
5	95701-06500-00	NUT, FLANGE .....	4	
6	4L0-24760-00-00	SEAT LEVER ASSEMBLY .....	1	
7	98580-06012-00	SCREW, PAN HEAD .....	2	
8	92995-06100-00	WASHER, SPRING .....	2	
9	4L0-24705-00-00	SEAT LOCK ASSEMBLY .....	1	
10	98580-06012-00	SCREW, PAN HEAD .....	2	
11	92995-06100-00	WASHER, SPRING .....	2	
12	10M-2473R-00-00	BOX 1 .....	1	
13	98503-06014-00	SCREW, PAN HEAD (92502-06016) .....	3	
14	92995-06100-00	WASHER, SPRING .....	3	
15	90201-065F3-00	WASHER, PLATE .....	3	
16	10M-2475H-00-00	BRACKET, SEAT LVR 1 .....	1	
17	122-82131-00-00	BAND, BATTERY .....	1	

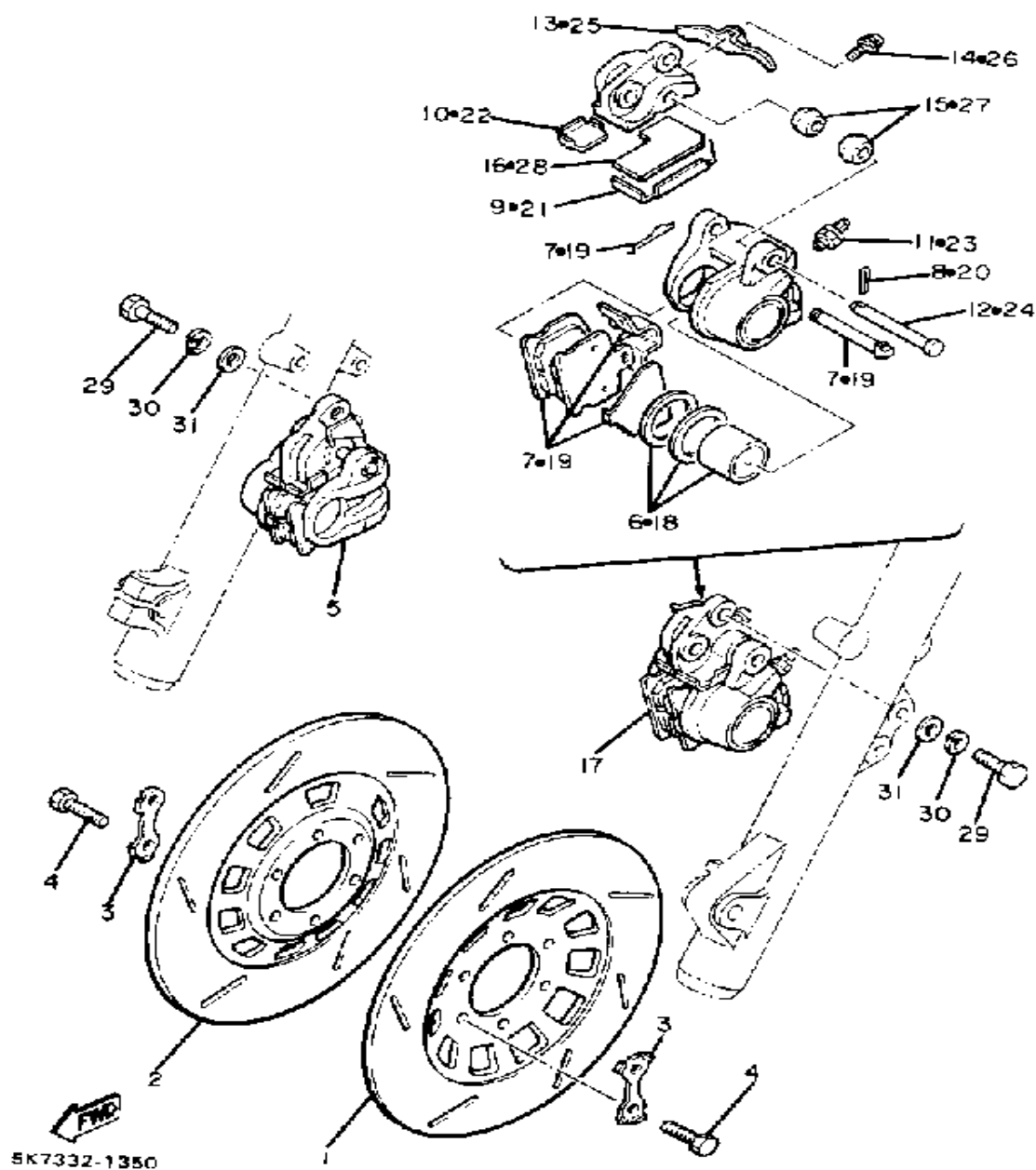
# FRONT WHEEL



Ref. No.	Part Number	Description	Qty	Remarks
1	4W1-25168-20-98	WHEEL, CAST FRONT	1	LOW GLOSS BLACK
2	90560-17126-00	SPACER	1	
3	146-25315-00-00	FLANGE, SPACER	1	
4	93105-45017-00	OIL SEAL	1	
5	93306-30309-00	BEARING	1	
6	93306-30309-00	BEARING	1	
7	341-25149-00-00	CLUTCH, METER	1	
8	341-25846-00-00	RETAINER, CLUTCH	1	
9	93102-28022-00	OIL SEAL	1	
10	94135-19498-00	350H19 L303 TL	1	BRIDGESTONE
11	93900-00001-00	VALVE, RIM	1	BRIDGESTONE
12	2G2-25190-00-00	GEAR UNIT ASSEMBLY	1	
13	1A1-25398-01-00	BALANCER, WHEEL	1	U.N.
	1A1-25399-00-00	BALANCER, WHEEL	1	U.N.
	2M0-25399-00-00	BALANCER, WHEEL	1	U.N.
14	341-25181-01-00	AXLE, WHEEL	1	
15	92990-14200-00	WASHER, PLAIN	1	
16	90171-14020-00	NUT, CASTLE	1	
17	91401-30030-00	PIN, COTTER	1	
18	90387-17433-00	COLLAR	1	
19	341-25118-00-00	COVER, hub dust	1	

FWD  
4W\* 110 1330

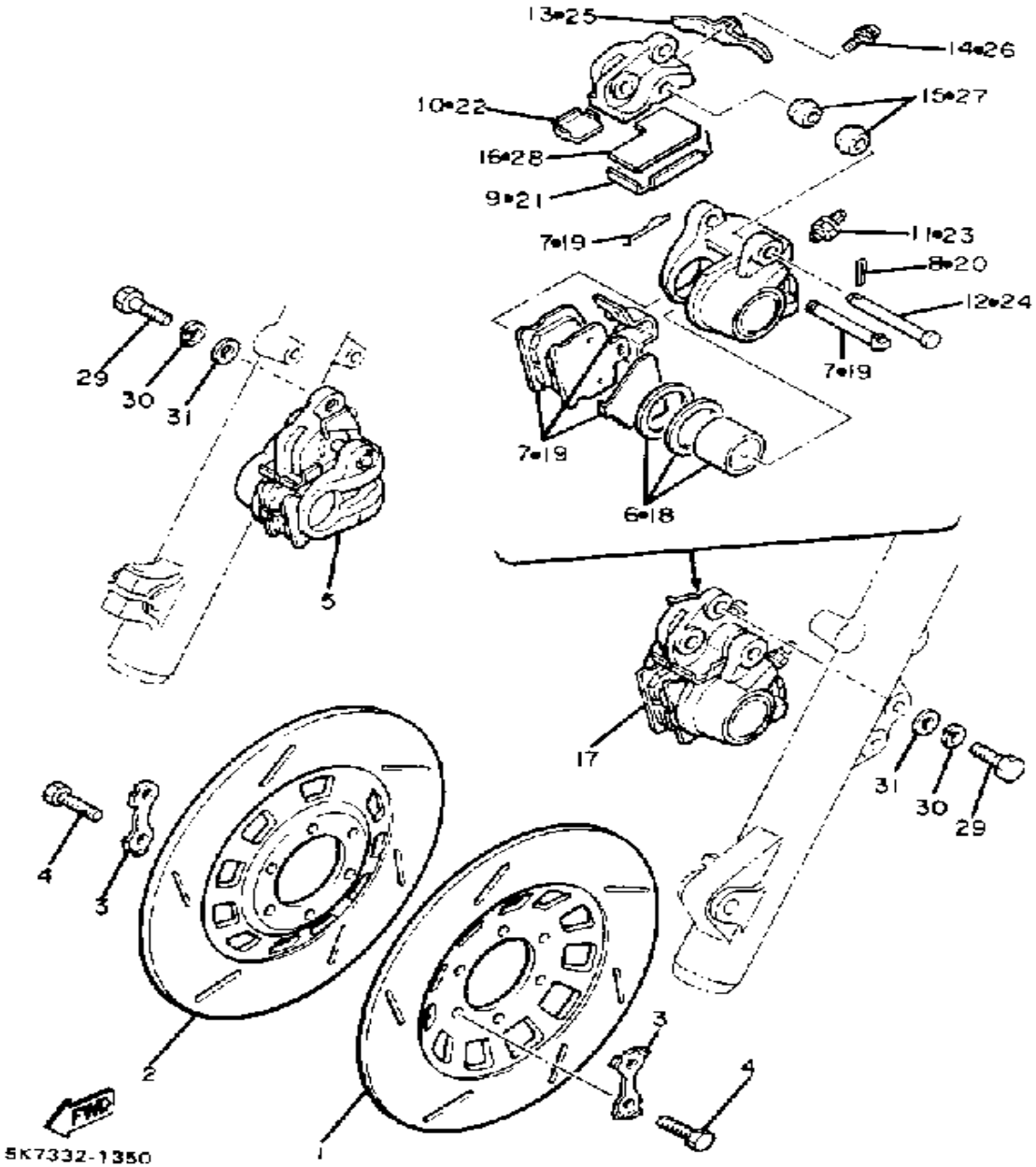
# FRONT BRAKE - CALIPER



Ref. No.	Part Number	Description	Qty	Remarks
1	3H5-25831-10-00	DISC, BRAKE	1	
2	3H5-25831-00-00	DISC, BRAKE	1	
3	3H5-25834-00-00	WASHER, LOCK	6	
4	90101-08477-00	BOLT	12	
5	(4W1-25810-00-00)	CALIPER ASSEMBLY	1	
6	4W1-W0057-00-00	. PISTON ASSEMBLY, CALIPER	1	
7	23W-W0045-01-00	. BRAKE PAD KIT	1	
8	91490-20015-00	. PIN, COTTER	1	
9	4W1-25913-00-00	. RETAINER	1	
10	4W1-25828-00-00	. SHIM, CALIPER	1	
11	1J3-W0048-00-00	. BLEED SCREW KIT	1	
12	4W1-25914-00-00	. PIN, SLIDE	1	
13	(4W1-25836-00-00)	COVER, DUST	1	
14	(4L3-25818-00-00)	BOLT, CALIPER	1	
15	4L0-25917-00-00	. BOOT, CALIPER	2	
16	4W1-25828-50-00	. SHIM, CALIPER	1	U.N.
17	4W1-25810-10-00	CALIPER ASSEMBLY LH	1	
18	4W1-W0057-00-00	. PISTON ASSEMBLY, CALIPER	1	
19	23W-W0045-01-00	. BRAKE PAD KIT	1	
20	91490-20015-00	. PIN, COTTER	1	
21	(4W1-25913-10-00)	RETAINER	1	
22	4W1-25828-00-00	. SHIM, CALIPER	1	
23	1J3-W0048-00-00	. BLEED SCREW KIT	1	
24	4W1-25914-00-00	. PIN, SLIDE	1	
25	(4W1-25836-10-00)	COVER, DUST	1	
26	(4L3-25818-00-00)	BOLT, CALIPER	1	
27	4L0-25917-00-00	. BOOT, CALIPER	2	
28	4W1-25828-50-00	. SHIM, CALIPER	1	U.N.
29	90105-10638-00	BOLT, WASHER BASED	4	

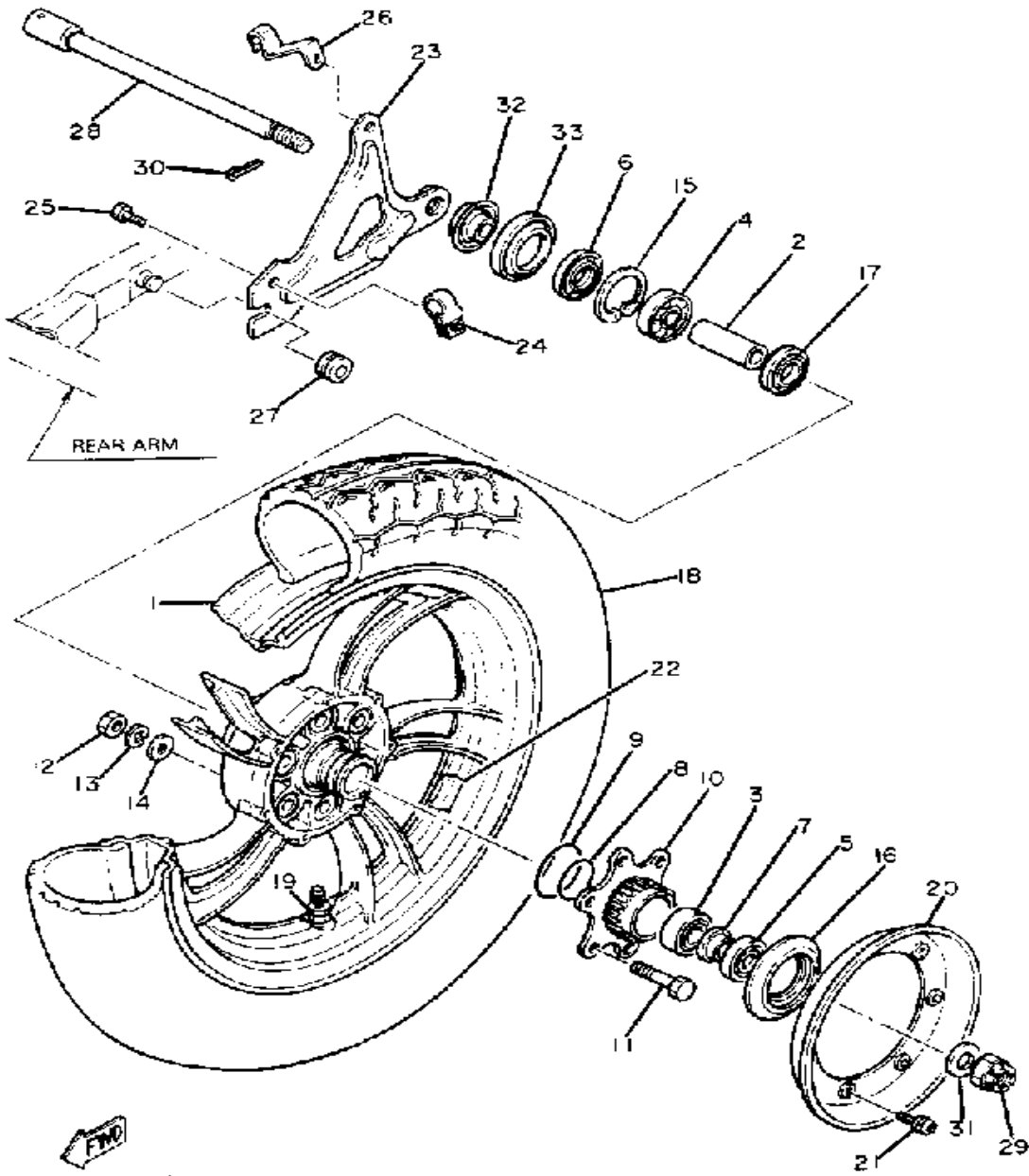
CONTINUED ON NEXT FRAME ►

# FRONT BRAKE - CALIPER



Ref. No.	Part Number	Description	Qty	Remarks
30	92990-10100-00	WASHER, SPRING .....	4	
31	92990-10200-00	WASHER, PLAIN .....	4	

# REAR WHEEL

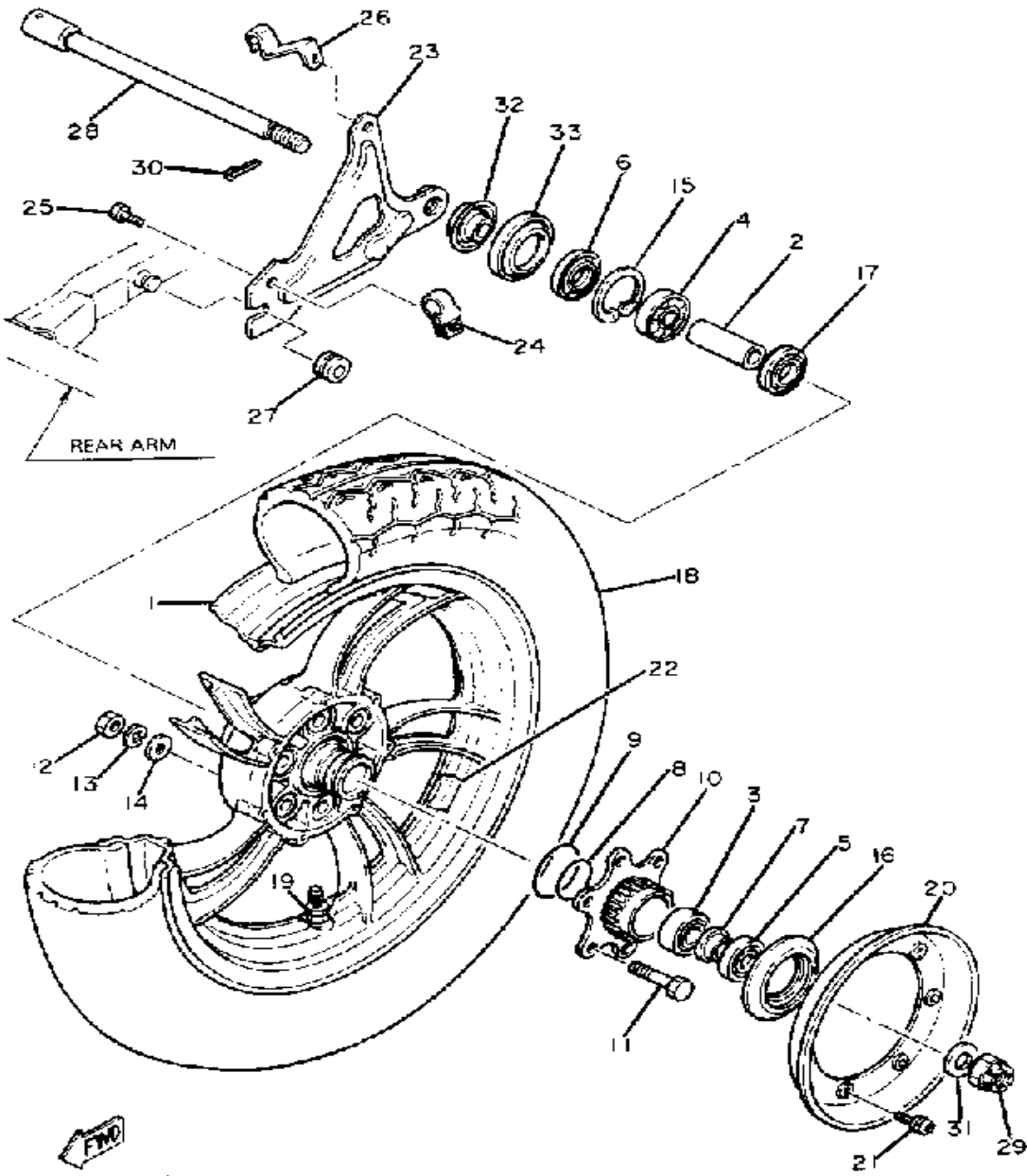


4W1110-1350

Ref. No.	Part Number	Description	Qty	Remarks
1	4W1-W2533-20-98	WHEEL, CAST REAR	1	LOW GLOSS BLACK
2	2H7-25317-00-00	SPACER, BEARING	1	
3	93313-62010-00	BEARING, CYLINDER.# 3	1	
4	93306-30417-00	BEARING (B6304ZZ)	1	
5	93102-25360-00	OIL SEAL	1	
6	93104-27026-00	OIL SEAL, SO-TYPE	1	
7	90387-20741-00	COLLAR	1	
8	93210-40745-00	O-RING	1	
9	93210-58677-00	O-RING (93210-58114)	1	
10	2H7-25366-00-00	CLUTCH, HUB	1	
11	90109-10491-00	BOLT	6	
12	95380-10600-00	NUT	6	
13	92990-10100-00	WASHER, SPRING	6	
14	90201-10124-00	WASHER, PLATE	6	
15	99009-52500-00	CIRCLIP	1	
16	1J7-25319-01-00	SEAL, HUB DUST	1	
17	2H7-25315-00-00	FLANGE, SPACER	1	
18	94113-161J2-00	130/90-16 G528 BS	1	BRIDGESTONE
19	93900-00001-00	VALVE, RIM	1	BRIDGESTONE
20	2H7-25327-00-00	COVER, PLATE	1	
21	90159-05018-00	SCREW, WITH WASHER	4	
22	1A1-25398-01-00	BALANCER, WHEEL	1	U.N.
	1A1-25399-00-00	BALANCER, WHEEL	1	U.N.
	2M0-25399-00-00	BALANCER, WHEEL	1	U.N.
23	(3H3-25371-00-00)	BAR, TENSION	1	
24	(90461-10023-00)	CLAMP	1	
25	97026-06014-00	BOLT	1	
26	(4W1-25887-00-00)	HOLDER, BRAKE HOSE	1	
27	3H3-25374-00-00	SPACER, TORQ.STOP	1	

CONTINUED ON NEXT FRAME ➤

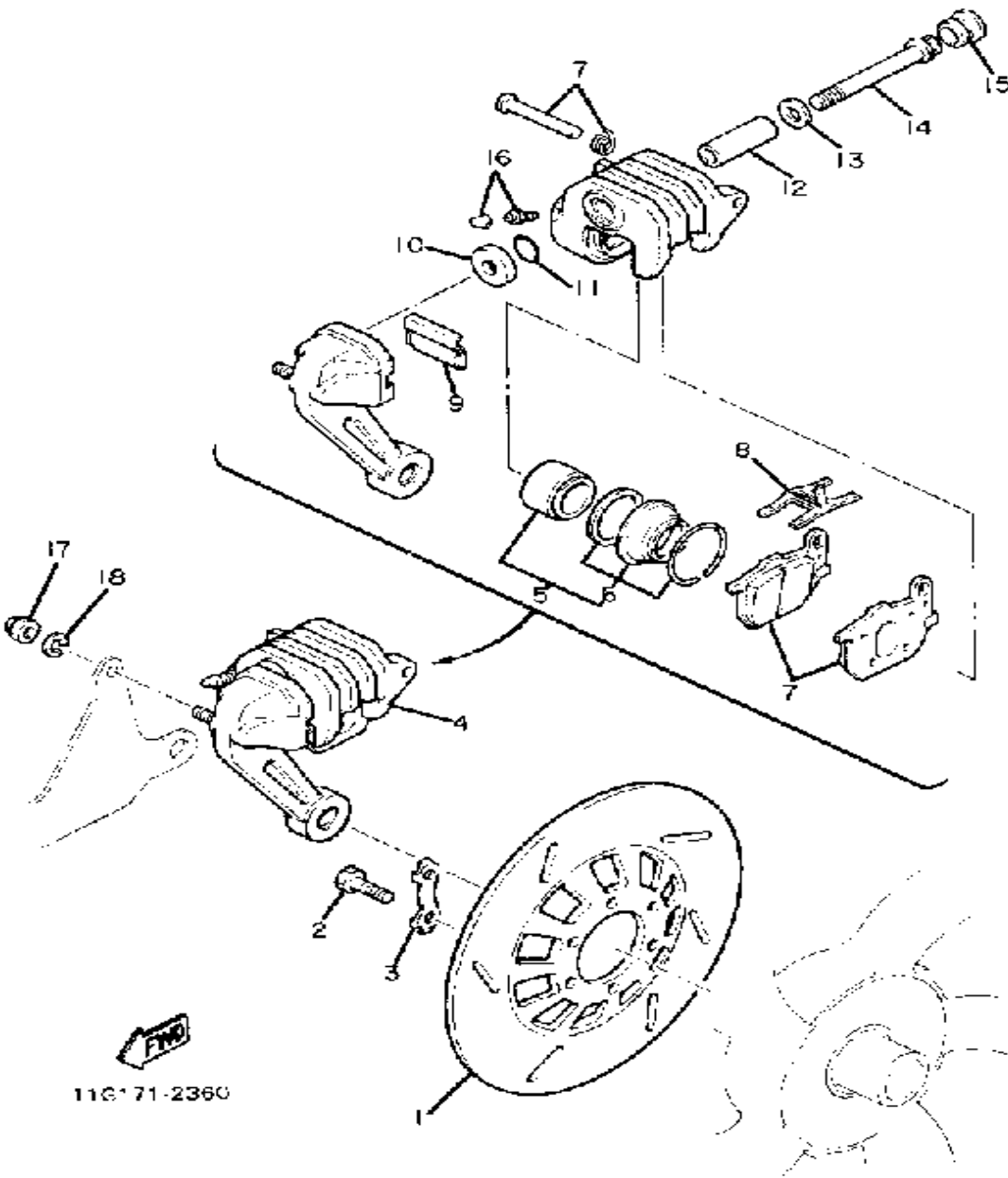
# REAR WHEEL



Ref. No.	Part Number	Description	Qty	Remarks
28	(2H7-25381-00-00)	AXLE, WHEEL	1	
	90171-18043-00	NUT, CASTLE	1	
30	91401-40040-00	PIN, COTTER	1	
31	90201-18620-00	WASHER, PLAIN	1	
32	3H3-25377-00-00	COLLAR, WHEEL	1	
33	1J7-25367-00-00	COVER, HUB DUST	1	

4W1110-1350

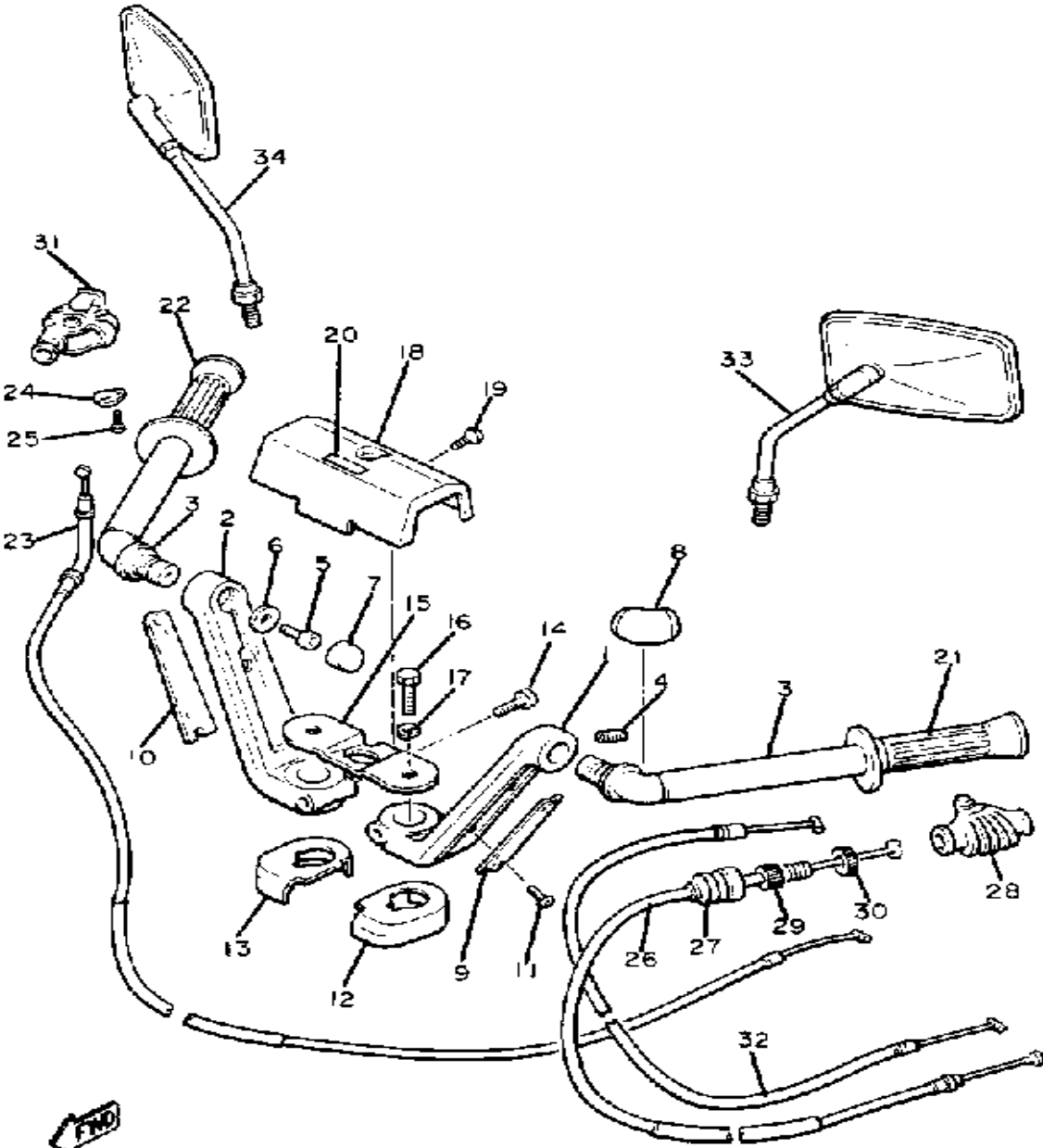
# REAR BRAKE CALIPER



Ref. No.	Part Number	Description	Qty	Remarks
1	(10M-25831-50-00)	DISC, BRAKE	1	
2	90101-08477-00	BOLT	6	
3	3H5-25834-00-00	WASHER, LOCK	3	
4	4W1-25810-50-00	CALIPER ASSEMBLY	1	
5	2G2-W0057-00-00	. PISTON ASSEMBLY, CALIPER	1	
6	2G2-W0047-00-00	.. CALIPER SEAL KIT	1	
7	4W1-W0046-00-00	. BRAKE PAD KIT, REAR	1	
8	2G2-25919-00-00	. SUPPORT, PAD	1	
9	2G2-25849-01-00	. RETAINER, CALIPER	1	
10	(4W1-25922-50-00)	WASHER	1	
11	(4W1-25918-50-00)	O-RING	1	
12	(4W1-25838-50-00)	SLEEVE, CALIPER	1	
13	(4W1-25923-50-00)	WASHER	1	
14	4W1-25821-50-00	. BOLT 1	1	
15	(4W1-25916-50-00)	PLUG	1	
16	1J3-W0048-00-00	. BLEED SCREW KIT	1	
17	95303-08800-00	NUT (CROWN) (95301-08800)	1	
18	92990-08100-00	WASHER	1	



# HANDLEBAR - CABLE

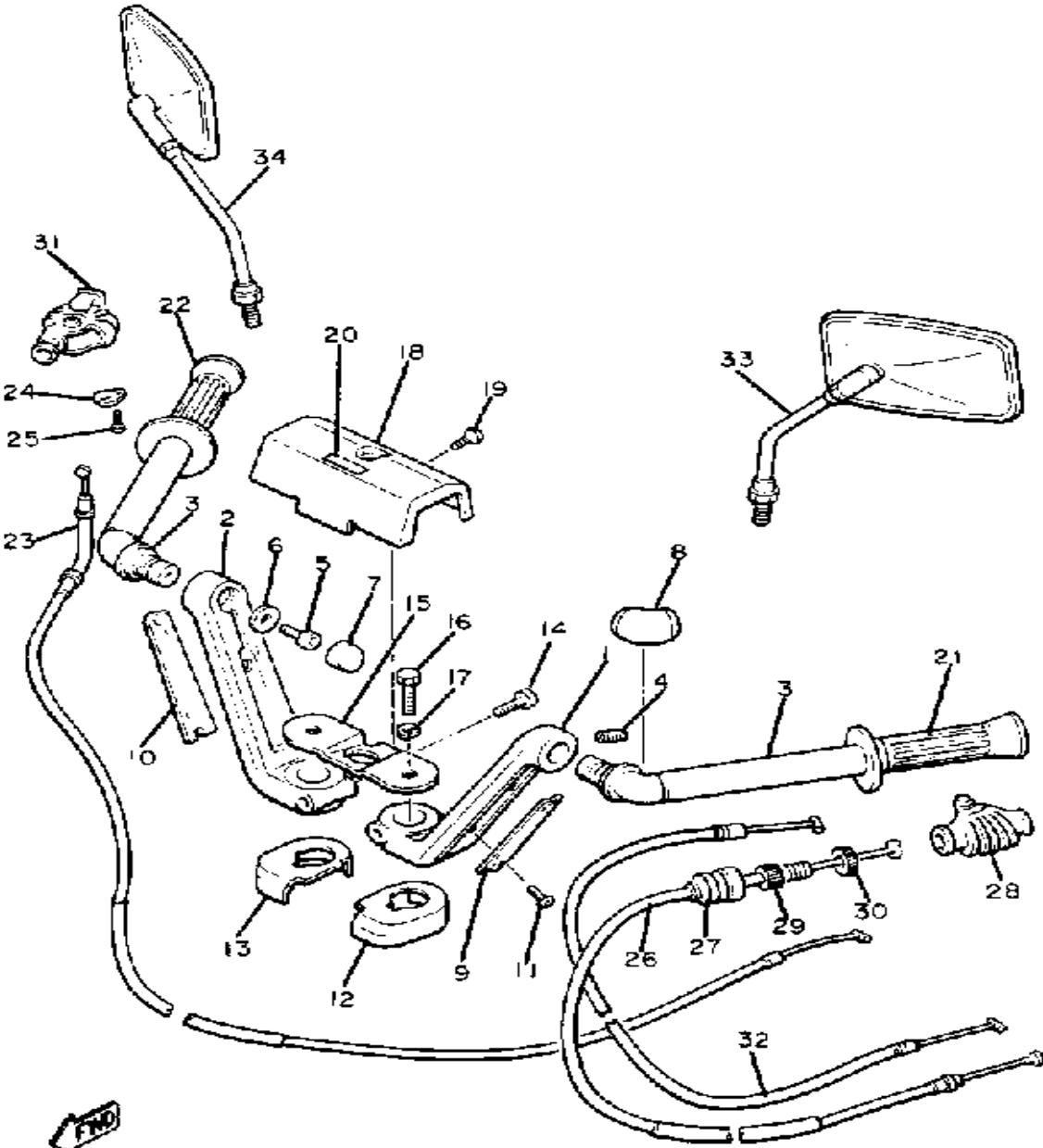


11G171-2370

Ref. No.	Part Number	Description	Qty	Remarks
1	10M-26121-00-00	HANDLEBAR LH (L.H)	1	
2	10M-26122-00-00	HANDLEBAR RH (R.H)	1	
3	10M-26112-00-00	BAR, HANDLE	2	
4	90110-06050-00	BOLT, HEX SKT HEAD	2	
5	90110-06145-00	BOLT, HEX.SOCKET	2	
6	90201-067E6-00	WASHER, PLATE	2	
7	10M-26133-00-00	CAP	2	
8	10M-26147-00-00	BOOT, HANDLEBAR	2	
9	10M-26144-00-00	COVER, HDLBR LWR 1	1	
10	10M-26146-00-00	COVER, HDLBR LWR 2	1	
11	98506-05010-00	SCREW, PAN HEAD	4	
12	(10M-26143-00-00)	COVER, HDLBR UPR 1	1	
13	10M-26145-00-00	COVER, HDLBR UPR 2	1	
14	91311-08040-00	BOLT, SOCKET HEAD	2	
15	(10M-26129-00-00)	WASHER	1	
16	97313-08020-00	BOLT, HEXAGON	2	
17	92990-08100-00	WASHER	2	
18	10M-26213-00-00	COVER, UPPER	1	
19	98706-05010-00	SCREW, FLAT HEAD	1	
20	10M-26219-00-00	EMBLEM	1	
21	5G2-26241-10-00	GRIP LH	1	
22	5G2-26240-10-00	GRIP ASSEMBLY RH	1	
23	10M-26311-00-00	CABLE, THROTTLE 1	1	
24	5H0-26393-00-00	HOLDER	1	
25	98506-05008-00	SCREW, PAN HEAD	1	
26	10M-26335-00-00	CABLE, CLUTCH	1	
27	1E6-26342-00-00	BOOT, CABLE	1	
28	11H-26372-00-00	COVER, HANDLE LEVER	1	
29	90123-08046-00	BOLT	1	

CONTINUED ON NEXT FRAME ➤

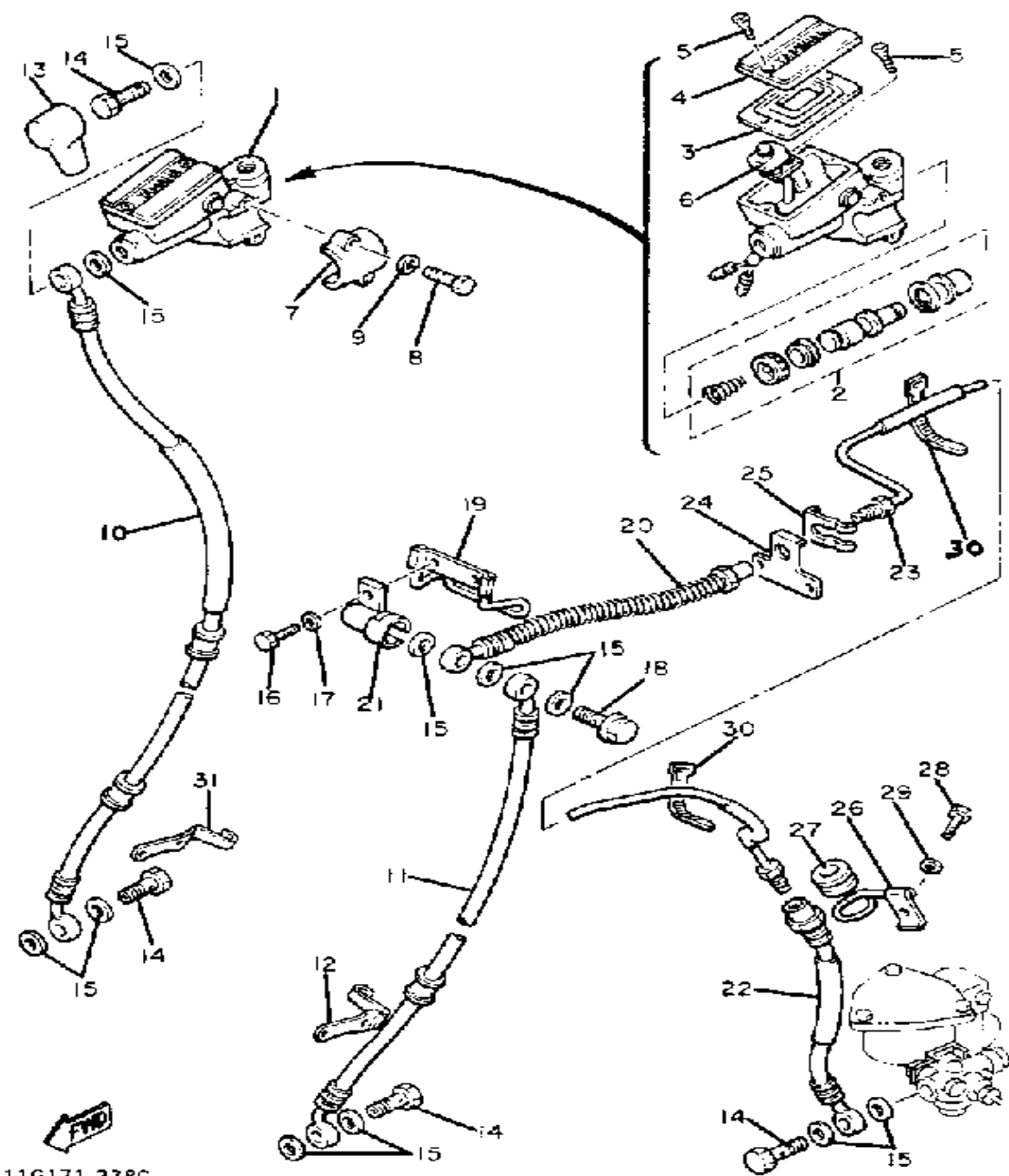
# HANDLEBAR - CABLE



11G171-2370

Ref. No.	Part Number	Description	Qty	Remarks
30	90179-08148-00	NUT .....	1	
31	1T5-26372-00-00	COVER, HANDLE LEVER ....	1	
32	26H-26331-00-00	CABLE, starter 1 .....	1	
33	4H7-26290-10-00	BACK MIRROR ASSEMBLY (LEFT) .....	1	
34	4H7-26290-00-00	BACK MIRROR ASSEMBLY (RIGHT) .....	1	

# FRONT MASTER CYLINDER

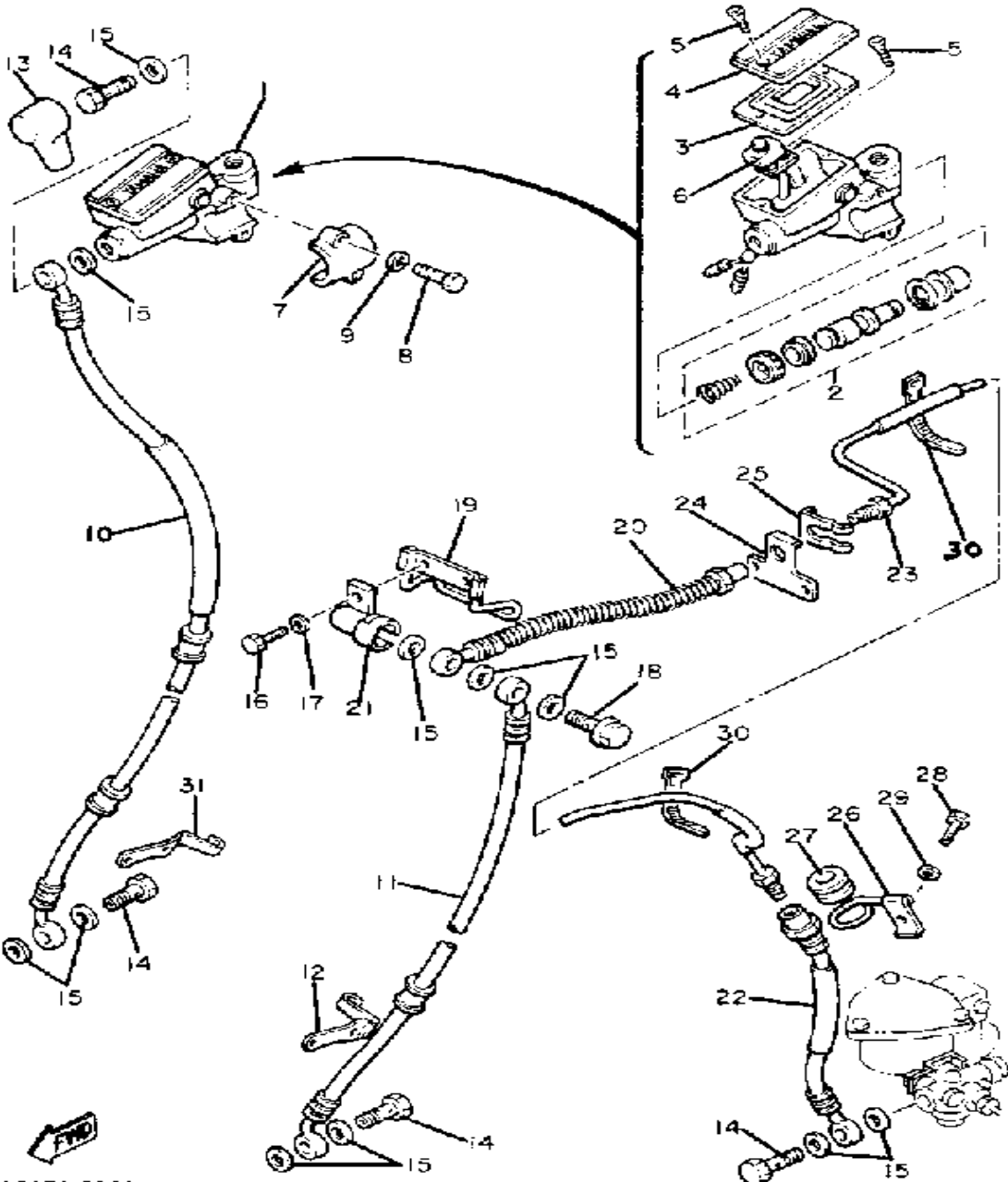


11G171-238C

Ref. No.	Part Number	Description	Qty	Remarks
1	10M-25850-00-00	MSTR CYLINDER ASSEMBLY	1	
2	4H7-W0041-00-00	. CYLINDER KIT, MASTER	1	
3	4L0-25854-00-00	. DIAPHRAGM, RESERVOIR	1	
4	4H7-25852-00-00	. CAP, RESERVOIR	1	
5	98706-04010-00	. SCREW, FLAT HEAD	3	
6	10M-85702-00-00	. LEAD SWITCH ASSEMBLY (10L-85702-00)	1	
7	4L0-25867-00-00	BRACKET, MASTER CYLINDER	1	
8	97016-06025-00	BOLT	2	
9	92906-06100-00	WASHER, SPRING	2	
10	10M-25872-11-00	HOSE BRAKE 1	1	
11	10M-25872-50-00	HOSE, BRAKE 1	1	
12	10M-25875-00-00	HOLDER, BRKE HOSE 1	1	
13	306-25862-00-00	BOOT, MASTER CYLINDER	1	
14	4H3-25877-00-00	BOLT, OIL 1	4	
15	90201-10118-00	WASHER, PLATE	11	
16	97016-06016-00	BOLT	1	
17	92906-06100-00	WASHER, SPRING	1	
18	90401-10095-00	BOLT, UNION	1	
19	(10M-26399-00-00)	GUIDE, CABLE	1	
20	4W1-25873-00-00	HOSE, BRAKE 2	1	
21	(4W1-25885-00-00)	JOINT	1	
22	4W1-25873-50-00	HOSE, BRAKE 2	1	
23	10M-25882-50-00	PIPE, BRAKE 2	1	
24	(4W1-25876-00-00)	HOLDER, BRKE HOSE 2	1	
25	90468-06023-00	CLIP	1	
26	(4W1-25886-01-00)	HOLDER, BRAKE HOSE	1	
27	341-25881-00-00	PROTECTOR, BRAKE HOSE	1	
28	97026-06010-00	BOLT (97006-06010-00)	1	

CONTINUED ON NEXT FRAME ►

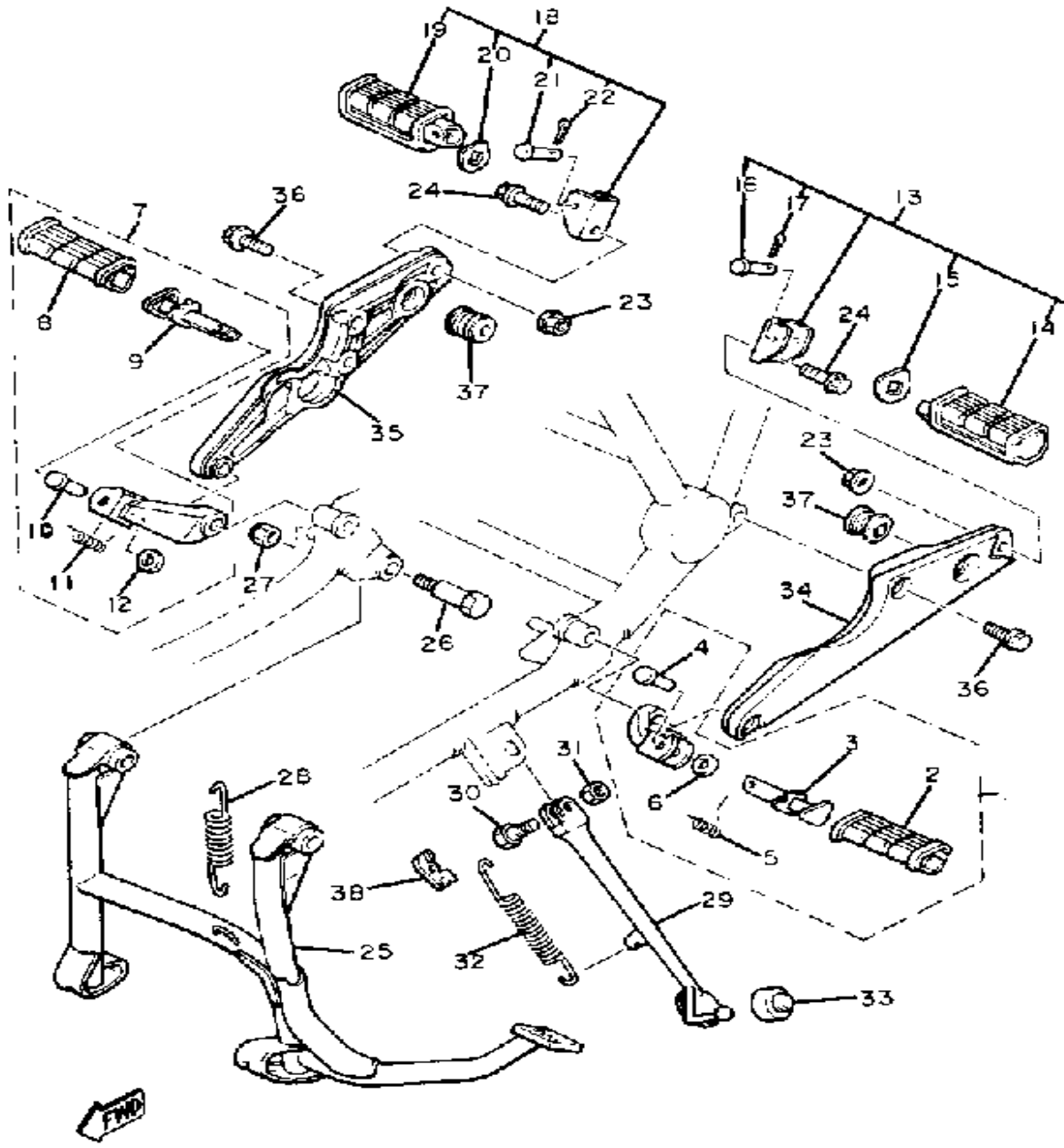
# FRONT MASTER CYLINDER



11G171-238C

Ref. No.	Part Number	Description	Qty	Remarks
29	92906-06100-00	WASHER, SPRING .....	1	
30	437-83936-11-00	BAND, SWITCH CORD .....	3	
31	10M-25876-00-00	HOLDER, BRKE HOSE 2 .....	1	

# STAND - FOOTREST

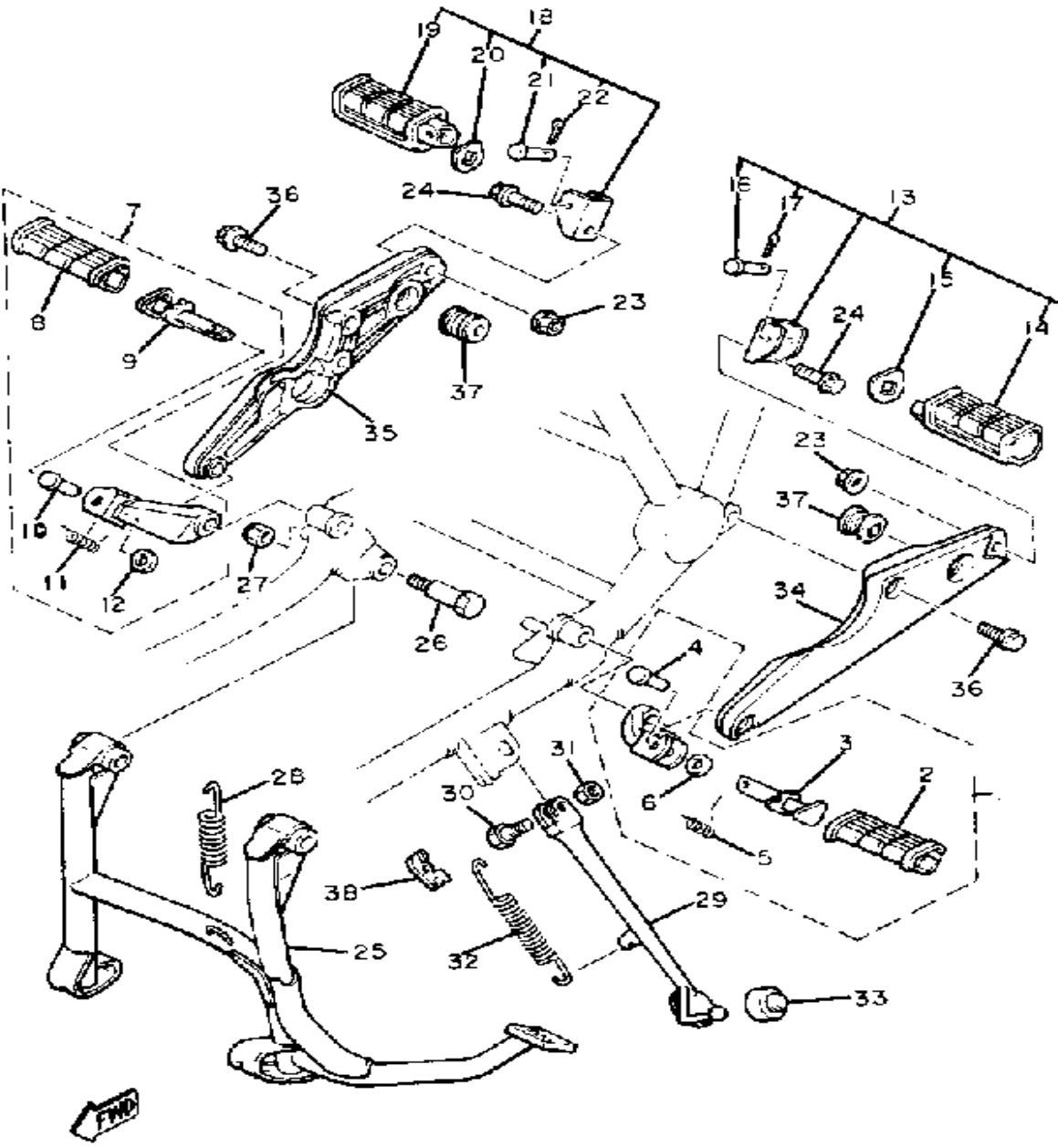


11G171-2390

Ref. No.	Part Number	Description	Qty	Remarks
1	10M-27410-00-00	FRT FOOTREST ASSEMBLY L	1	
2	4X7-27413-00-00	. COVER, FOOTREST	1	
3	4X7-27417-00-00	. WASHER, FOOTREST	1	
4	90243-08006-00	. PIN	1	
5	90508-20023-00	. SPRING, TORSION	1	
6	90201-06042-00	. WASHER, PLATE	1	
7	10M-27420-00-00	FRT FOOTREST ASSEMBLY R	1	
8	4X7-27413-00-00	. COVER, FOOTREST	1	
9	4X7-27417-00-00	. WASHER, FOOTREST	1	
10	90243-08006-00	. PIN	1	
11	90508-20023-00	. SPRING, TORSION	1	
12	90201-06042-00	. WASHER, PLATE	1	
13	10M-27430-00-00	RR FOOTREST ASSEMBLY 1	1	
14	3H5-27433-00-00	. COVER, RR FOOTREST	1	
15	90209-18190-00	. WASHER, SPEC'L SHAP	1	
16	91701-06032-00	. PIN, CLEVIS	1	
17	91490-20020-00	. PIN, COTTER	1	
18	10M-27440-00-00	RR FOOTREST ASSEMBLY 2	1	
19	3H5-27444-00-00	. COVER, RR FOOTREST	1	
20	90209-18190-00	. WASHER, SPEC'L SHAP	1	
21	91701-06032-00	. PIN, CLEVIS	1	
22	91490-20020-00	. PIN, COTTER	1	
23	95701-10500-00	NUT, FLANGE (95702-10500)	2	
24	95811-10035-00	BOLT, FLANGE	2	
25	3H3-27111-01-00	STAND, MAIN	1	
26	90109-10440-00	BOLT	2	
27	95601-10100-00	NUT, U (95602-10100-00)	2	
28	90506-45199-00	SPRING, TENSION	1	
29	(3H3-27311-00-00)	STAND, SIDE	1	

CONTINUED ON NEXT FRAME ➤

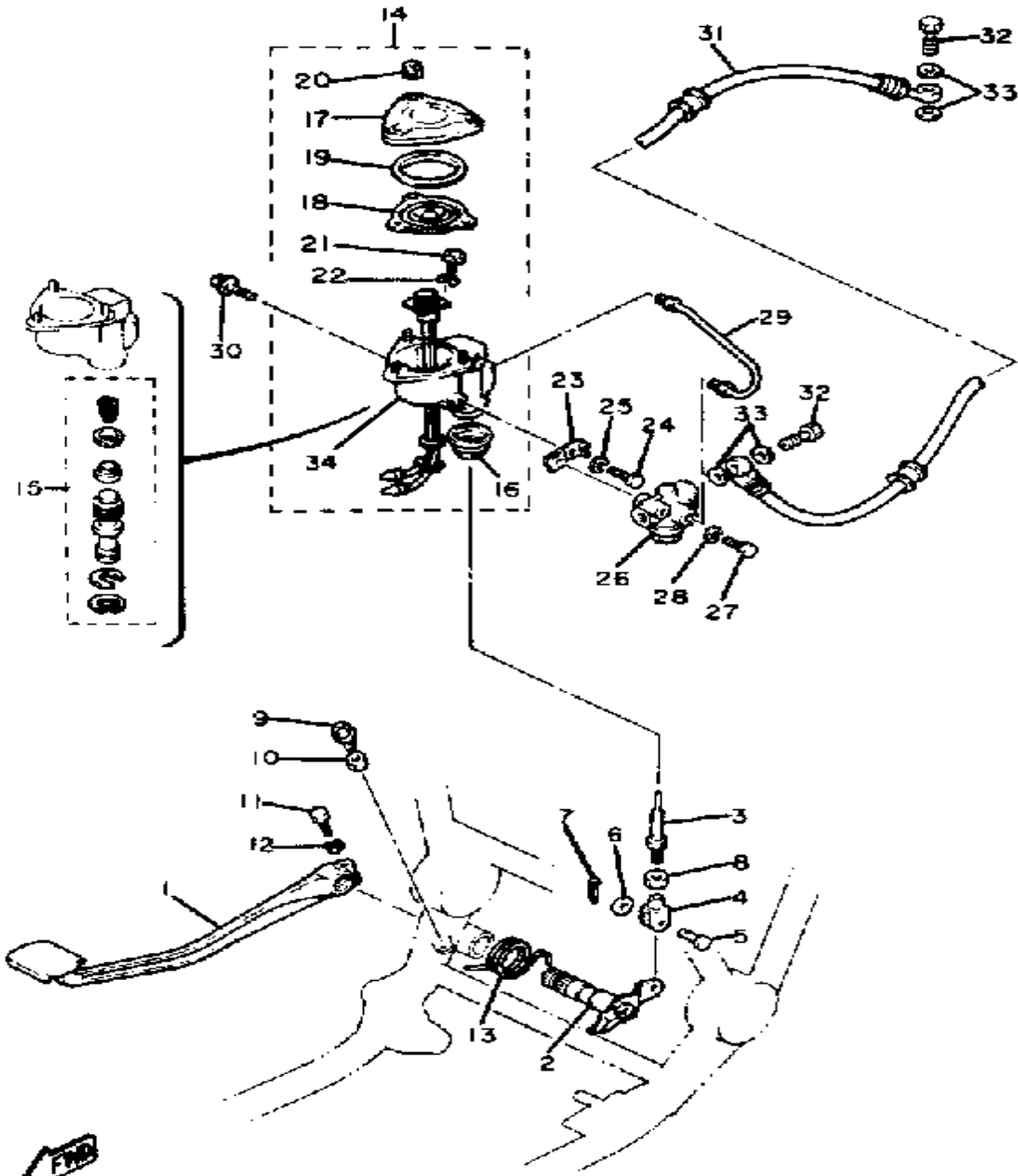
# STAND - FOOTREST



11G171-2390

Ref. No.	Part Number	Description	Qty	Remarks
30	90109-103A1-00	BOLT .....	1	
31	95303-10700-00	NUT .....	1	
32	90506-29266-00	SPRING, TENSION .....	1	
33	1A0-27114-00-00	STOPPER, MAIN STAND .....	1	
34	3H3-27442-01-00	BRACKET 2 .....	1	
35	3H3-27443-01-00	BRACKET 3 .....	1	
36	90105-10115-00	BOLT, WASHER BASED (90105-10739-00) .....	3	
37	3H3-27414-00-00	DAMPER, FOOTREST .....	2	
38	(10M-27315-00-00)	LINK, SIDE STAND .....	1	

# BRAKE

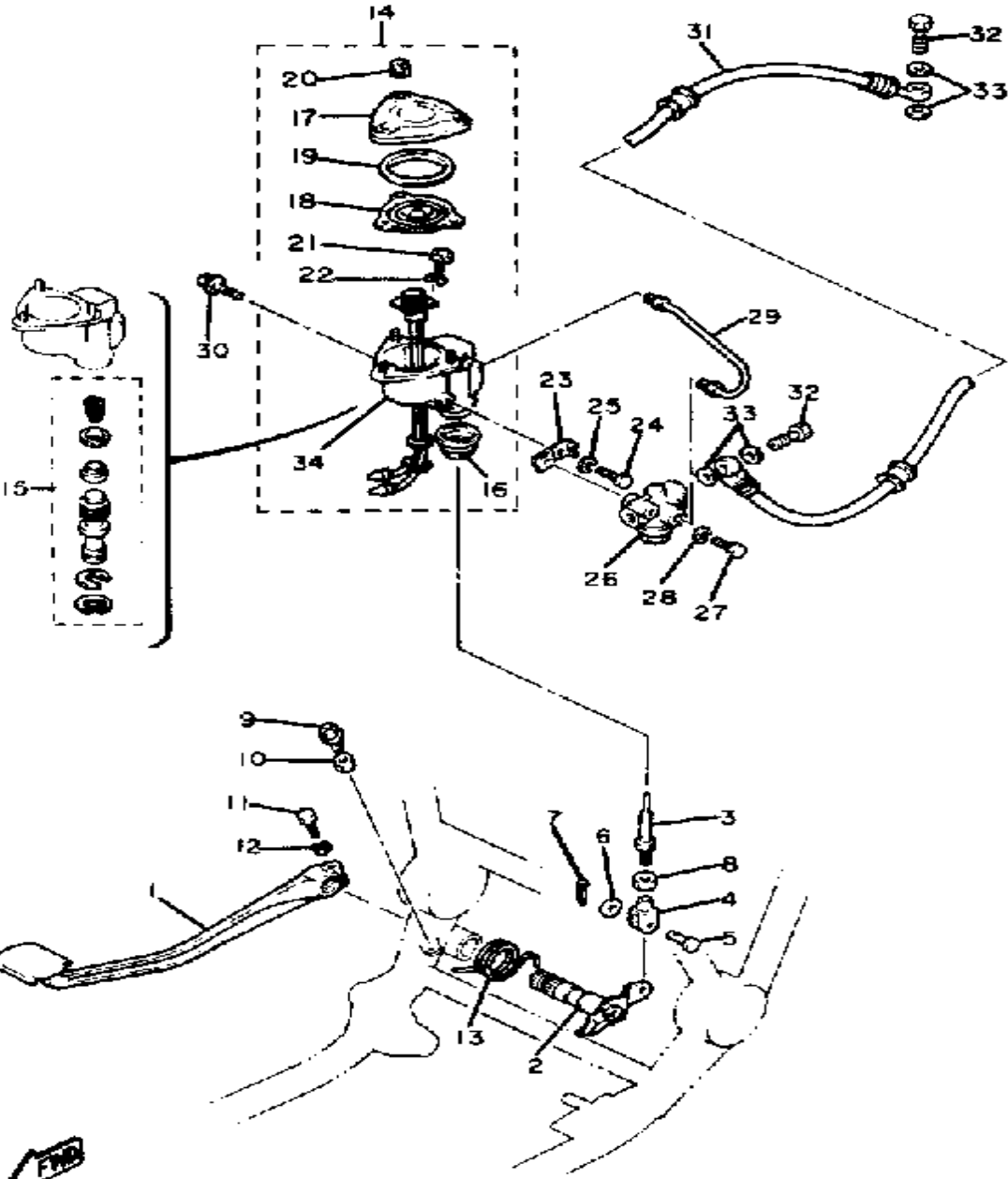


11G171-2400

Ref. No.	Part Number	Description	Qty	Remarks
1	10M-27211-00-93	PEDAL, BRAKE	1	CHROME PLATED
2	(4W1-27212-00-00)	SHAFT, BRAKE PEDAL	1	
3	1A1-27231-01-00	ROD, BRAKE	1	
4	1J3-27222-01-00	JOINT		
5	90240-08013-00	PIN, CLEVIS	1	
6	90201-08083-00	WASHER, PLATE	1	
7	91490-16020-00	PIN, COTTER	1	
8	95303-08700-00	NUT	1	
9	90153-06008-00	SCREW, HEXAGON	1	
10	90170-06184-00	NUT, HEXAGON	1	
11	90109-06468-00	BOLT	1	
12	92995-06100-00	WASHER, SPRING	1	
13	90508-45396-00	SPRING, TORSION	1	
14	10M-25850-50-00	MSTR CYLINDER ASSEMBLY	1	
15	10M-W0042-00-00	CYLINDER KIT, MASTER	1	
16	1J3-25862-51-00	. BOOT, master cylinder	1	
17	1J3-25852-52-00	. CAP, RESERVOIR	1	
18	1J3-25854-51-00	. DIAPHRAGM RESERVOR	1	
19	1J3-25855-51-00	. BUSH, DIAPHRAGM	1	
20	95706-05500-00	. NUT, FLANGE	3	
21	90153-10015-00	. SCREW, hexagon	1	
22	90201-10610-00	. WASHER, plate	1	
23	(10M-25984-00-00)	SUPPORT, BRACKET	1	
24	97026-06010-00	BOLT (97006-06010-00)	1	
25	92906-06100-00	WASHER, SPRING	1	
26	4W1-25884-00-00	VALVE, PROP	1	
27	97013-06035-00	BOLT	1	
28	92995-06100-00	WASHER, SPRING	1	
29	10M-25871-00-00	PIPE, BRAKE	1	

CONTINUED ON NEXT FRAME ➤

# BRAKE

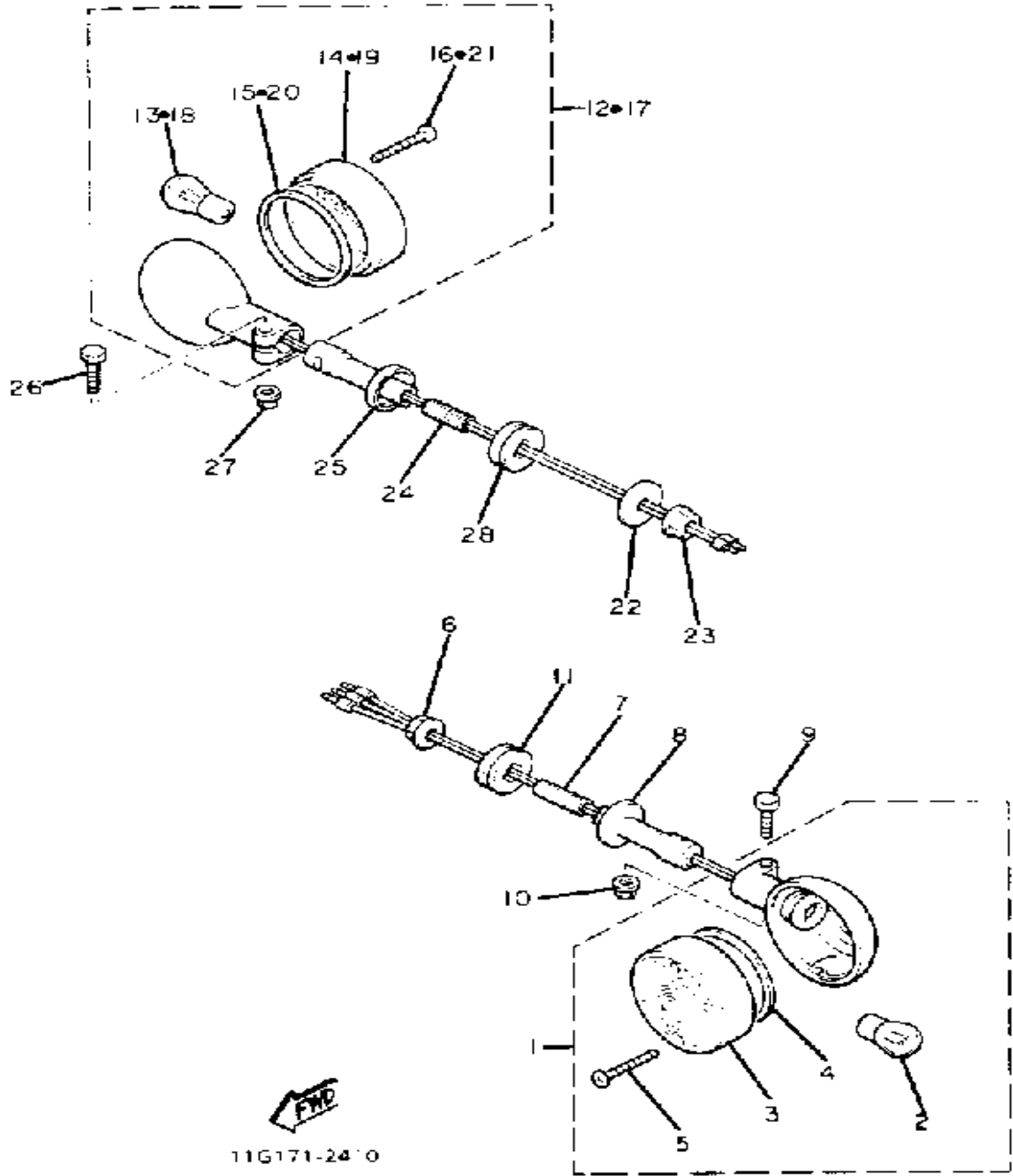


Ref. No.	Part Number	Description	Qty	Remarks
30	90105-08141-00	BOLT, washer based	2	
31	(4W1-25874-50-00)	HOSE, BRAKE	1	
32	4H3-25877-00-00	BOLT, OIL 1	2	
33	90201-10118-00	WASHER, PLATE	4	
34	5G2-85702-00-00	LEAD SWITCH ASS'Y	1	

11G171-2400

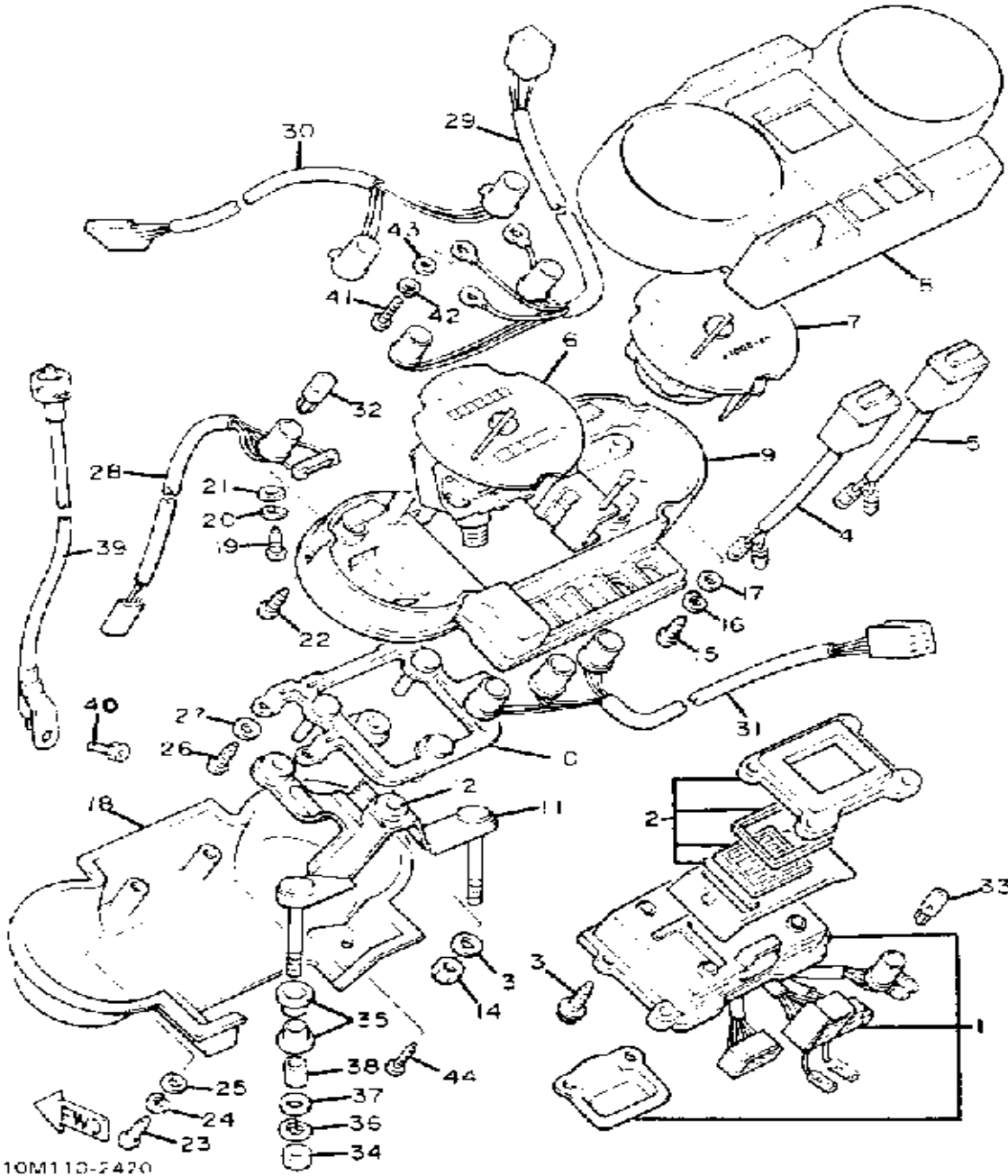


# FLASHER LIGHT



Ref. No.	Part Number	Description	Qty	Remarks
1	10M-83310-K0-00	FRT FLSHR LITE ASSEMBLY	1	
2	256-84714-61-00	. BULB (12V-27/8W)	1	
3	4H7-83312-00-00	. LENS, FLASHER	1	
4	4H7-83313-00-00	. GASKET, FLSHR LENS	1	
5	98501-03030-00	. SCREW, PAN HEAD	2	
6	95701-12500-00	NUT, FLANGE	2	
7	10M-83325-00-00	BLT, FLSHR STY FTNG	2	
8	4X7-83328-00-00	STAY, FLASHER 2	2	
9	97021-06030-00	BOLT	2	
10	95701-06500-00	NUT, FLANGE	2	
11	341-83321-01-00	DAMPER, FLASHER 1	2	
12	5K5-83330-K0-00	R FLSHR LITE ASSEMBLY	1	
13	256-83311-70-XX	. BULB, TS 12V27W	1	
14	4H7-83312-00-00	. LENS, FLASHER	1	
15	4H7-83313-00-00	. GASKET, FLSHR LENS	1	
16	98501-03030-00	. SCREW, PAN HEAD	2	
17	5K5-83330-K0-00	R FLSHR LITE ASSEMBLY	1	
18	256-83311-70-XX	. BULB, TS 12V27W	1	
19	4H7-83312-00-00	. LENS, FLASHER	1	
20	4H7-83313-00-00	. GASKET, FLSHR LENS	1	
21	98501-03030-00	. SCREW, PAN HEAD	2	
22	90209-12222-00	WASHER, SPEC'L SHAP	2	
23	90170-12292-00	NUT, HEXAGON	2	
24	4X7-83325-00-00	BLT, FLSHR STY FTNG	2	
25	4X7-83328-00-00	STAY, FLASHER 2	2	
26	97021-06030-00	BOLT	2	
27	95701-06500-00	NUT, FLANGE	2	
28	1E6-83321-00-00	DAMPER, FLASHER 1	2	

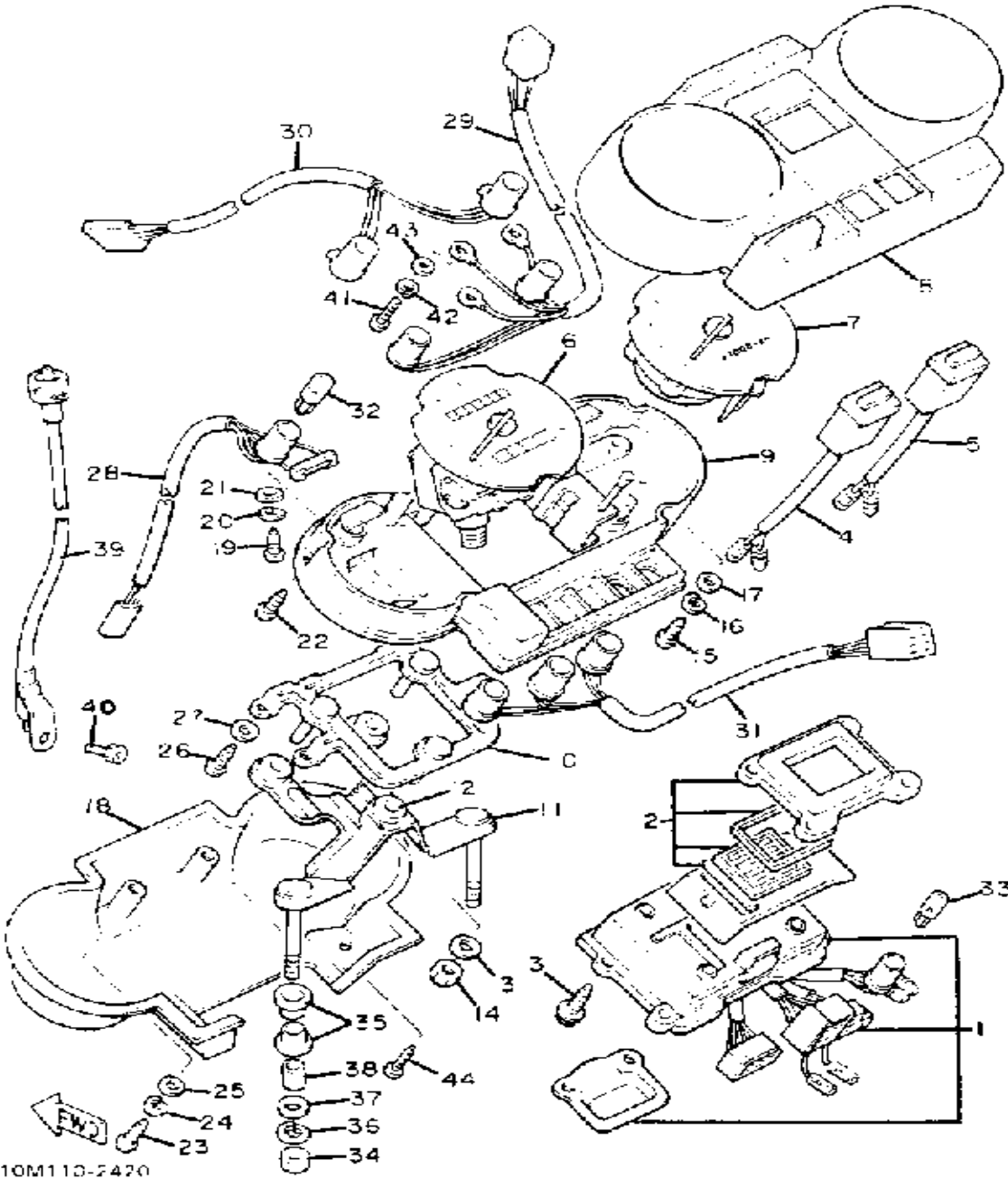
# SPEEDOMETER - TACHOMETER



Ref. No.	Part Number	Description	Qty	Remarks
1	(10M-W8352-00-00)	PRINT BOARD ASSEMBLY ...	1	
2	(10M-W8351-01-00)	LCD UNIT SET .....	1	
3	(90159-04055-00)	SCREW, WITH WASHER .....	4	
4	5G2-8358J-10-00	SWITCH, METER CNTRL (5G2-8358J-20) .....	1	
5	5G2-8358J-10-00	SWITCH, METER CNTRL (5G2-8358J-20) .....	1	
6	(10M-83570-A0-00)	SPEEDOMETER ASSEMBLY ..	1	
7	(10M-83540-00-00)	TACHOMETER ASSEMBLY ...	1	
8	10M-83559-00-00	COVER, METER .....	1	
9	10M-8353H-00-00	CASE, INNER .....	1	
10	10M-83519-50-00	BRACKET, METER .....	1	
11	10M-83519-00-00	BRACKET, METER .....	1	
12	4X7-83523-00-00	DAMPER .....	3	
13	90201-052E2-00	WASHER, PLATE .....	3	
14	95380-05600-00	NUT .....	3	
15	98511-04012-00	SCREW, PAN HEAD .....	2	
16	92901-04100-00	WASHER, SPRING .....	2	
17	92901-04600-00	WASHER, PLATE .....	2	
18	10M-83579-00-00	COVER, METER 2 .....	1	
19	98580-04008-00	SCREW, PAN HEAD .....	2	
20	92901-04100-00	WASHER, SPRING .....	2	
21	92901-04600-00	WASHER, PLATE .....	2	
22	97780-40112-00	SCREW, TAPPING .....	6	
23	98580-04010-00	SCREW, PAN HEAD .....	2	
24	92901-04100-00	WASHER, SPRING .....	2	
25	92901-04600-00	WASHER, PLATE .....	2	
26	98580-04008-00	SCREW, PAN HEAD .....	4	
27	92901-04600-00	WASHER, PLATE .....	4	

CONTINUED ON NEXT FRAME ►

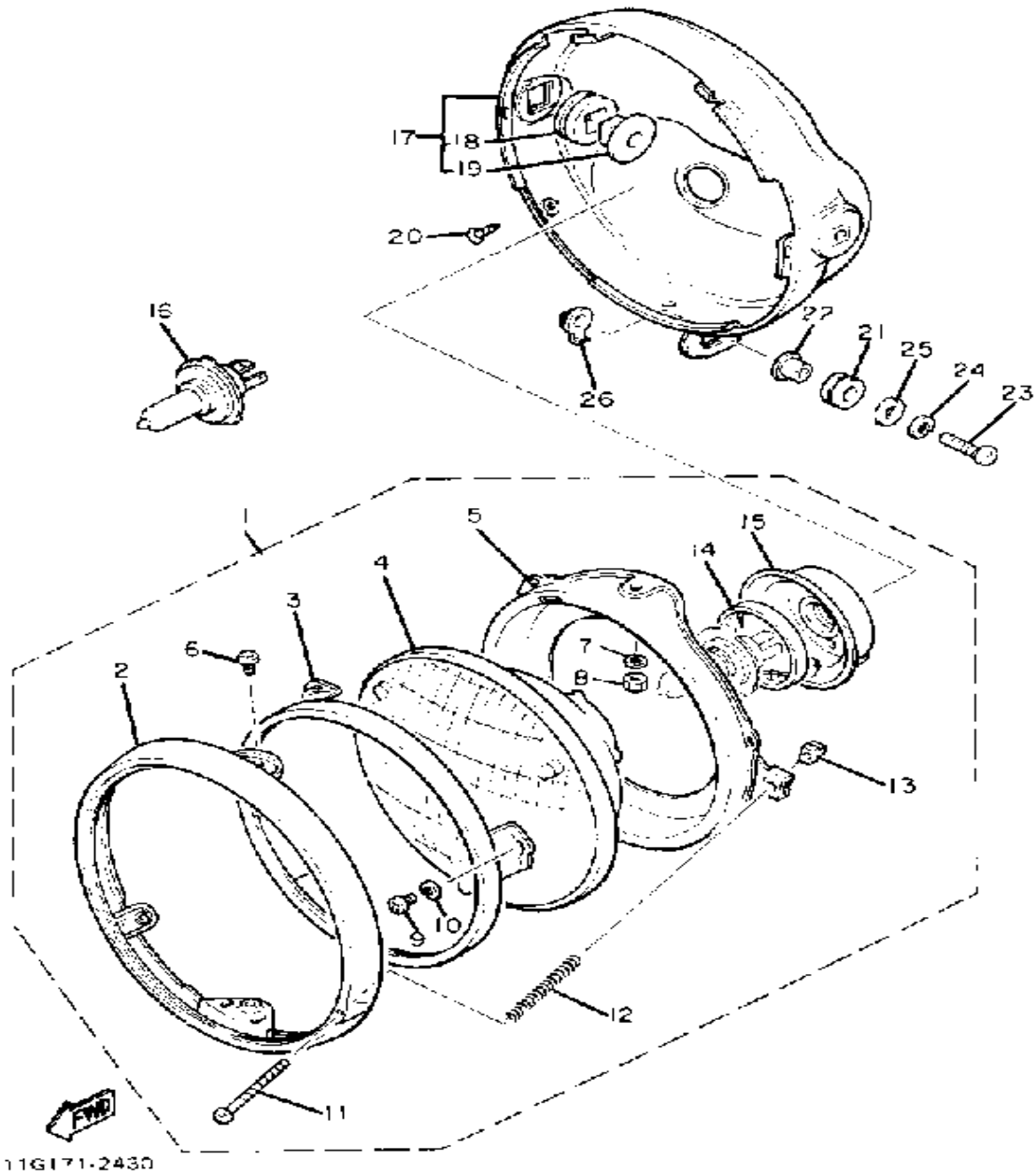
# SPEEDOMETER - TACHOMETER



10M110-2420

Ref. No.	Part Number	Description	Qty	Remarks
28	10M-83520-20-00	SOCKET CORD ASSEMBLY ..	1	
29	(10M-83520-10-00)	SOCKET CORD ASSEMBLY ..	1	
30	(10M-83509-10-00)	SOCKET CORD ASSEMBLY ..	1	
31	(10M-83509-00-00)	SOCKET CORD ASSEMBLY ..	1	
32	4G1-84744-00-00	BULB, MTR.12V3.4W .....	8	
33	4G1-84744-00-00	BULB, MTR.12V3.4W .....	1	
34	95380-06600-00	NUT .....	2	
35	584-83541-00-00	DAMPER .....	4	
36	92995-06100-00	WASHER, SPRING .....	2	
37	90201-06067-00	WASHER, PLATE .....	2	
38	90387-06249-00	COLLAR .....	2	
39	10M-83550-00-00	SPEEDOMETER CABLE .....	1	
40	90153-06004-00	SCREW, HEXAGON .....	1	
41	98580-03008-00	SCREW, PAN HEAD .....	3	
42	92990-03100-00	WASHER, SPRING (92901-03100) .....	3	
43	(92901-03600-00)	WASHER .....	3	N/A
44	90164-04009-00	SCREW, TAPPING .....	3	

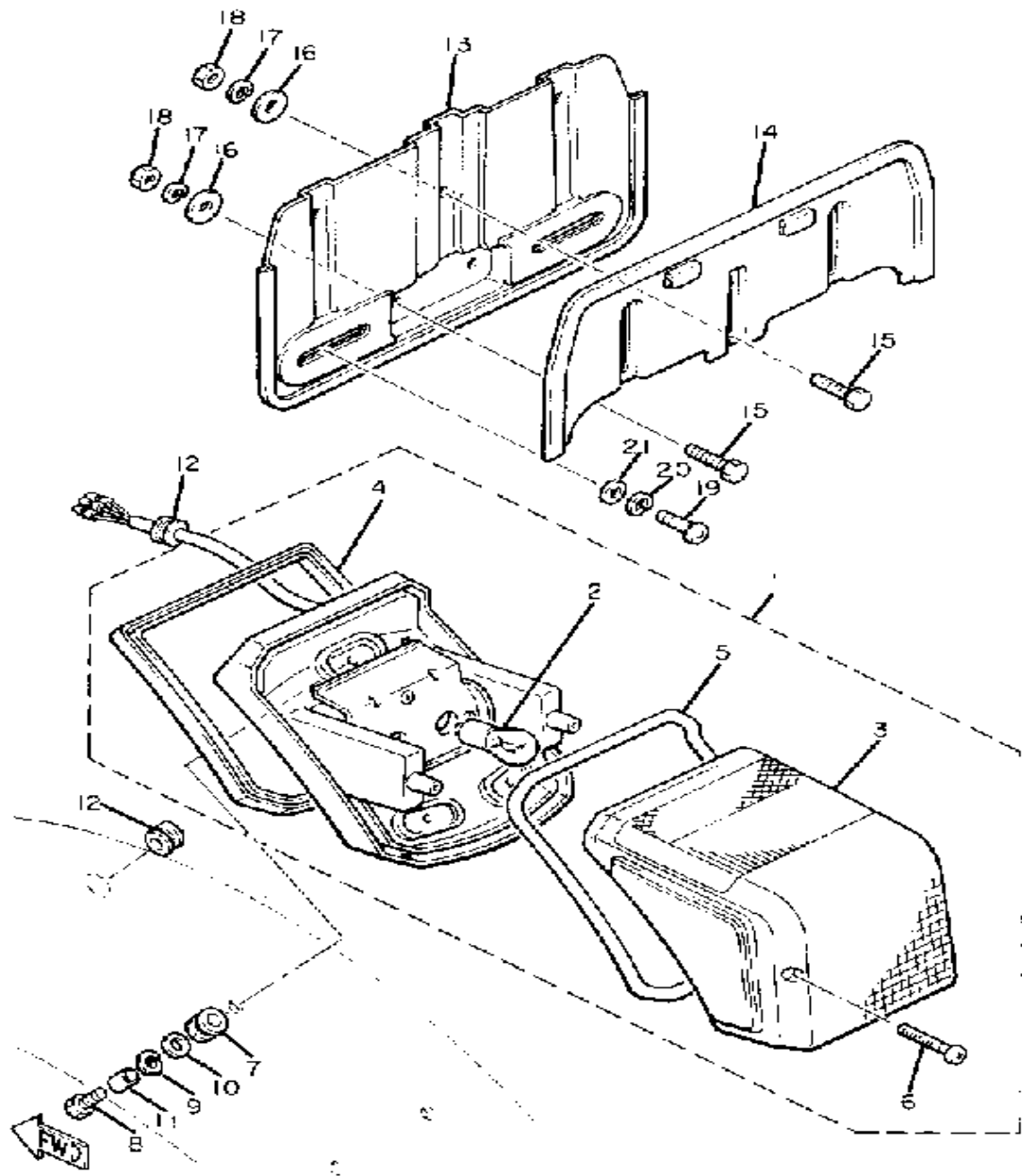
# HEADLIGHT



Ref. No.	Part Number	Description	Qty	Remarks
1	2F3-84303-A0-00	HEADLIGHT UNIT ASSEMBLY	1	
2	341-84315-40-00	. RIM, HEADLIGHT	1	
3	2F9-84395-00-00	. RING, RETAINING	1	
4	2F3-84321-A0-00	. LENS, HEADLIGHT	1	
5	2F9-84394-00-00	. RING, MOUNTING	1	
6	98580-05010-00	. SCREW, PAN HEAD	2	
7	92990-05100-00	. WASHER, SPRING	2	
8	95380-05600-00	. NUT	2	
9	98580-04008-00	. SCREW, PAN HEAD	3	
10	92901-04100-00	. WASHER, SPRING	3	
11	98580-04055-00	. SCREW, LENS FITTING	1	
12	341-84332-60-00	. SPRING, SCREW	1	
13	198-84334-60-00	. NUT, ADJUSTING	1	
14	2F9-84375-00-00	. SETTING PLATE, BULB	1	
15	2F9-84397-01-00	. COVER, SOCKET	1	
16	5V2-84314-00-XX	BULB, HL 12V60/55W (2F9-84314-00)	1	
17	10M-84330-00-93	BODY ASSEMBLY	1	CHROME PLATED
18	(10M-84345-00-00)	DAMPER, HEADLIGHT	2	
19	(10M-84338-00-00)	COLLAR, BODY FTNG	3	
20	90152-05005-00	SCREW, COUNTERSUNK	2	
21	90480-13163-00	GROMMET	1	
22	90387-061F9-00	COLLAR	1	
23	98580-06020-00	SCREW	1	
24	92995-06100-00	WASHER, SPRING	1	
25	90201-065F3-00	WASHER, PLATE	1	
26	4K0-84327-00-00	WASHER, SPECIAL	1	

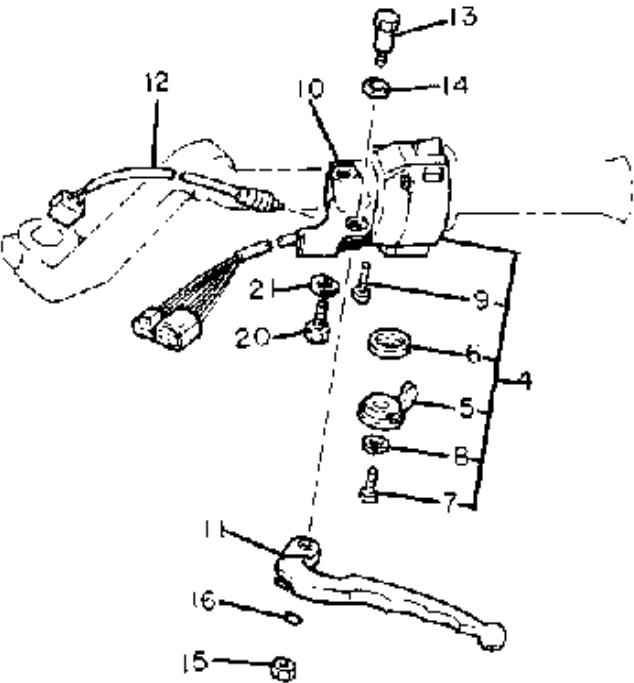
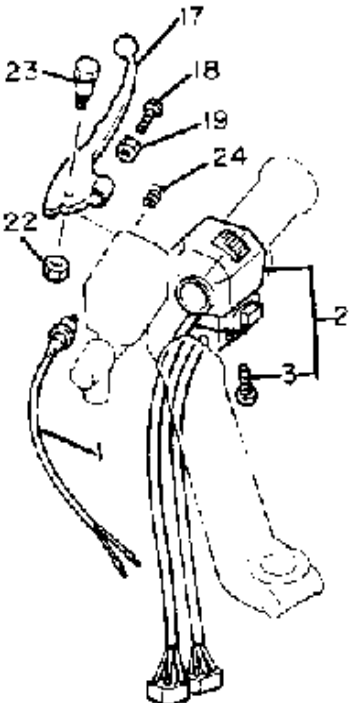
# TAILLIGHT

Ref. No.	Part Number	Description	Qty	Remarks
1	10M-84710-60-00	TAILLIGHT UNIT ASSEMBLY ..	1	
2	256-84714-61-00	. BULB (12V-27/8W) .....	2	
3	10M-84721-00-00	. LENS, TAILLIGHT .....	1	
4	(10M-84712-00-00)	SEAT, BASE .....	1	
5	10M-84723-00-00	. GASKET, TAIL LENS .....	1	
6	97780-40130-00	. SCREW, PANHEAD TAPPING (97701-40130-00) .....	2	
7	90480-14229-00	GROMMET .....	3	
8	97011-06025-00	BOLT (97001-06025) .....	3	
9	92995-06100-00	WASHER, SPRING .....	3	
10	90201-06067-00	WASHER, PLATE .....	3	
11	90387-06026-00	COLLAR .....	3	
12	90480-15061-00	GROMMET .....	2	
13	(10M-84751-10-93)	BRACKET, LICENSE .....	1	
14	10M-84750-00-93	STOPPER, NO PLATE (10M-84750-00) .....	1	
15	97313-06016-00	BOLT, HEXAGON .....	3	
16	90201-06067-00	WASHER, PLATE .....	3	
17	92995-06100-00	WASHER, SPRING .....	3	
18	95380-06600-00	NUT .....	3	
19	98580-06012-00	SCREW, PAN HEAD .....	2	
20	92995-06100-00	WASHER, SPRING .....	2	
21	92990-06200-00	WASHER .....	2	



\*1G171 244D

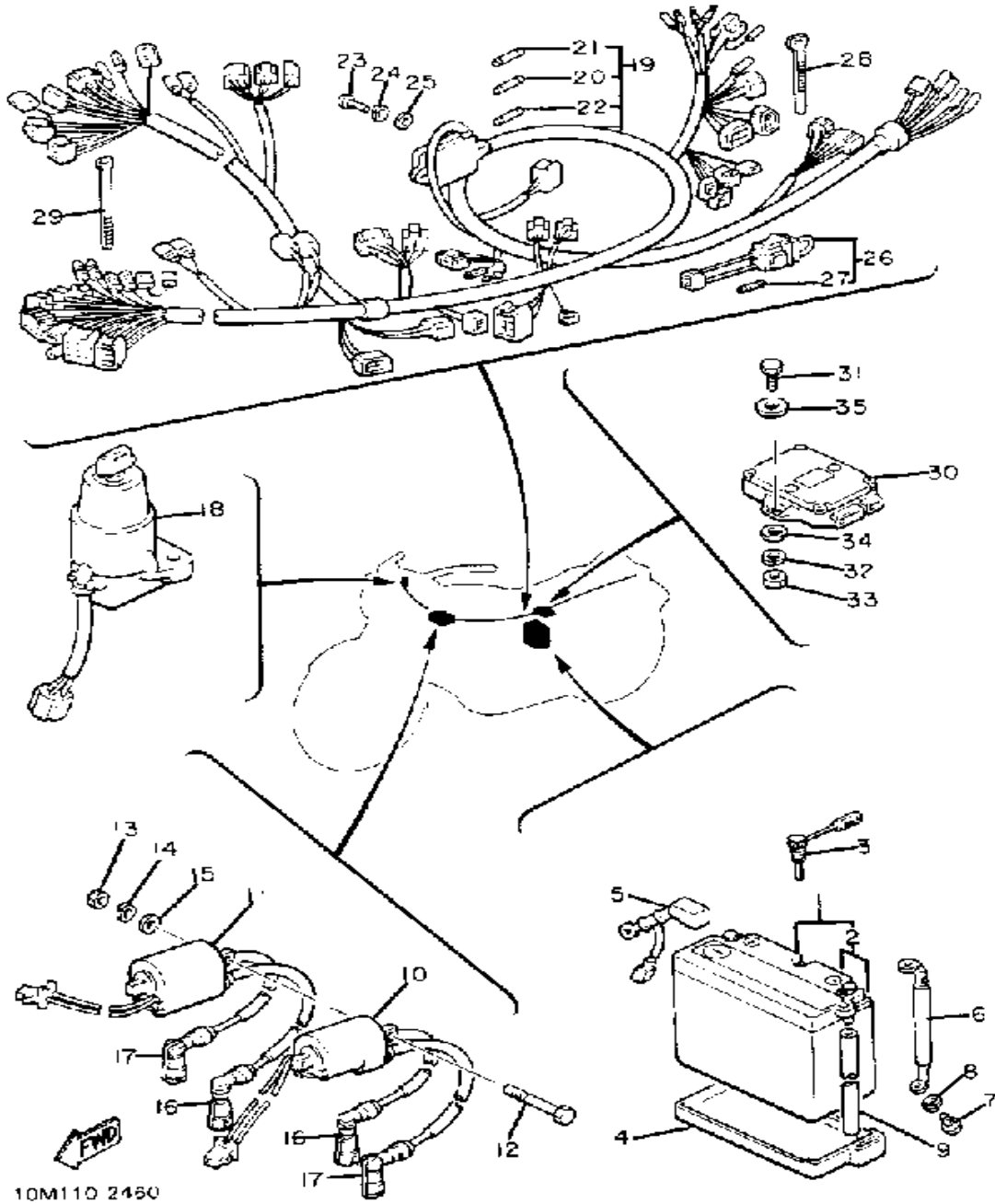
# HANDLE SWITCH - LEVER



**F10**  
11G171-2450

Ref. No.	Part Number	Description	Qty	Remarks
1	1A0-83980-30-00	STOP SWITCH ASSEMBLY	1	
2	10M-83963-00-00	SWITCH, HANDLE 3	1	
3	98506-05020-00	. SCREW, PAN HEAD	2	
4	10M-83941-00-00	LEVER, STARTER	1	
5	10M-83941-00-00	. LEVER, STARTER	1	
6	90209-10131-00	. WASHER	1	
7	98580-06008-00	. SCREW, PAN HEAD	1	
8	92995-06100-00	. WASHER, SPRING	1	
9	98506-05020-00	. SCREW, PAN HEAD	2	
10	10M-82911-00-00	HOLDER, LEVER 1	1	
11	10W-83912-00-00	LEVER L	1	
12	3Y6-82917-00-00	SWITCH	1	
13	90109-06797-00	BOLT	1	
14	90201-082A9-00	WASHER, PLATE	1	
15	95616-06100-00	NUT, U	1	
16	93210-11368-00	O-RING	1	
17	4L0-83922-00-00	LEVER RH	1	
18	90149-06131-00	SCREW	1	
19	90170-06010-00	NUT	1	
20	97006-06022-00	BOLT	1	
21	92906-06100-00	WASHER, SPRING	1	
22	95601-06100-00	NUT, U	1	
23	90109-06465-00	BOLT	1	
24	90501-10510-00	SPRING, COMPRESSION	1	

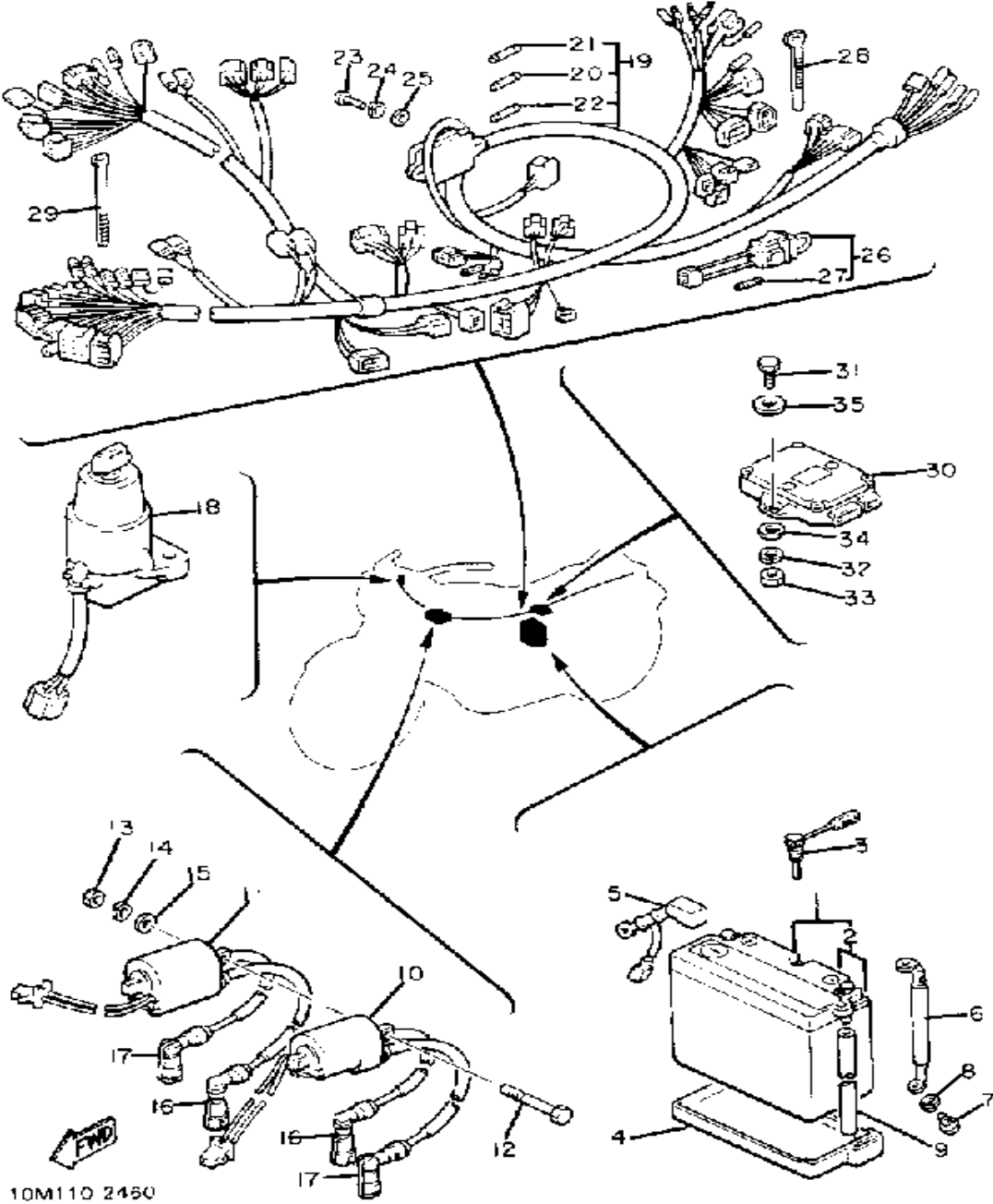
# ELECTRICAL 1



Ref. No.	Part Number	Description	Qty	Remarks
1	BTG-GM18Z-3A-S0	GS GM18Z-3AS .....	1	
2	118-82141-09-00	. LABEL, BATTERY .....	1	
3	5G2-82120-00-00	SENDER, BATTERY .....	1	
4	2H7-82122-01-00	SEAT, BATTERY .....	1	
5	10M-82115-00-00	WIRE, PLUS LEAD .....	1	
6	8W8-82116-01-00	WIRE, MINUS LEAD .....	1	
7	98580-06012-00	SCREW, PAN HEAD .....	1	
8	92995-06100-00	WASHER, SPRING .....	1	
9	90445-08336-00	HOSE .....	1	
10	4H7-82310-61-00	IGNITION COIL ASSEMBLY ...	1	
11	4H7-82320-61-00	IGNITION COIL ASSEMBLY (4H7-82320-60) .....	1	
12	97023-06085-00	BOLT (36E) .....	2	
13	95380-06600-00	NUT .....	2	
14	92995-06100-00	WASHER, SPRING .....	2	
15	92990-06200-00	WASHER .....	2	
16	1J7-82370-00-00	PLUG CAP ASSEMBLY .....	2	
17	1J7-82370-10-00	PLUG CAP ASSEMBLY .....	2	ALTERNATE PART
	256-82370-00-00	PLUG CAP ASSEMBLY .....	2	
	2H8-82370-10-00	PLUG CAP ASSEMBLY .....	2	ALTERNATE PARTS
18	10M-82508-50-00	MAIN SWITCH ASSEMBLY ...	1	
19	10M-82590-50-00	WIRE HARNESS ASSEMBLY ..	1	
20	116-82151-00-00	. FUSE (10A) .....	3	
21	1A0-82161-00-00	. FUSE (20A) (148-82151-00-00)	1	
22	3H5-81980-00-00	. DIODE ASSEMBLY .....	1	
23	98580-05016-00	SCREW, PAN HEAD .....	2	
24	92990-05100-00	WASHER, SPRING .....	2	
25	92901-05600-00	WASHER, PLATE .....	2	
26	3H5-82150-00-00	FUSE HOLDER ASSEMBLY ...	1	

CONTINUED ON NEXT FRAME ►

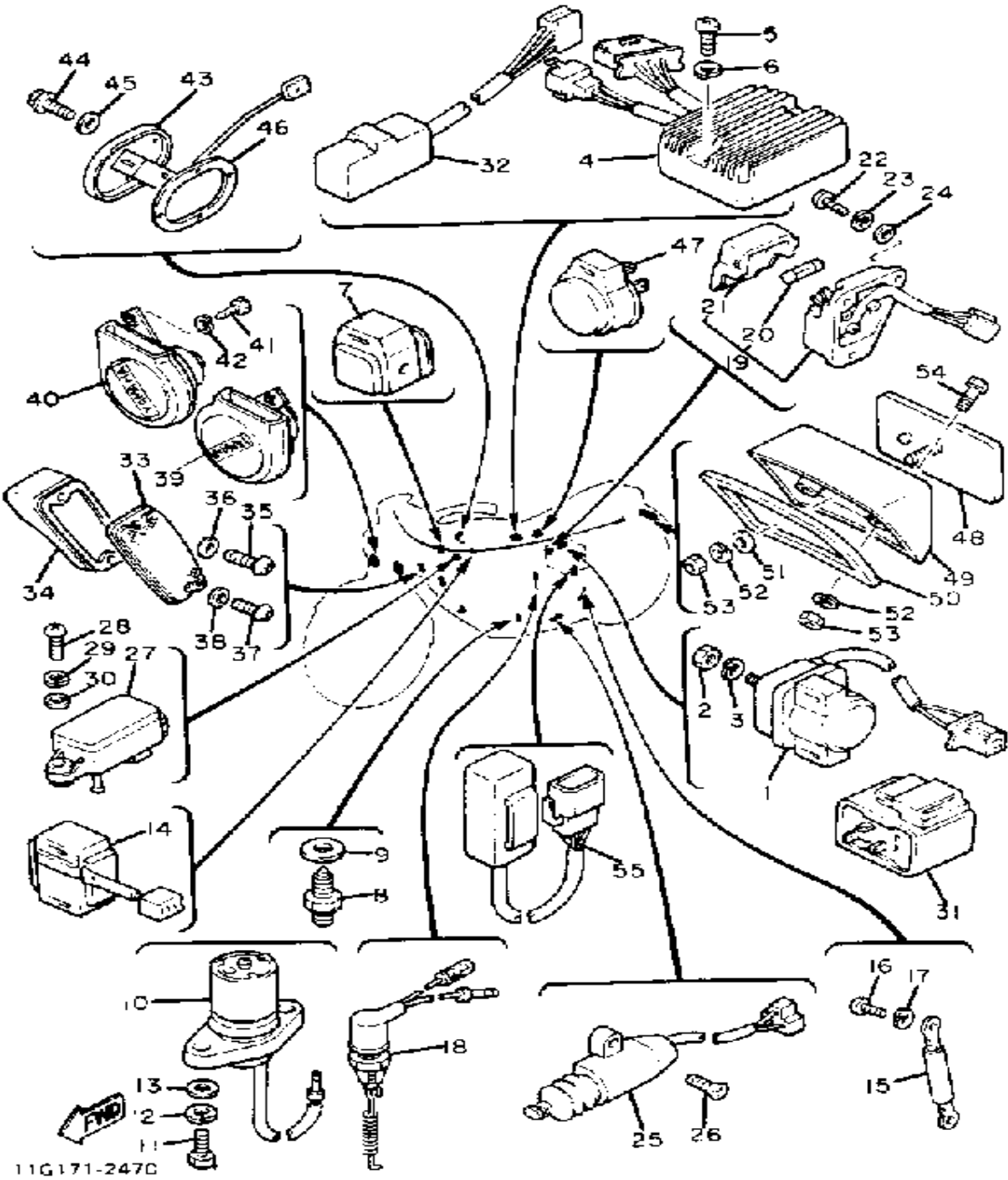
# ELECTRICAL 1



Ref. No.	Part Number	Description	Qty	Remarks
27	2H7-82151-00-00	FUSE .....	2	
28	25G-83936-01-00	BAND, SWITCH CORD .....	1	
29	437-83936-11-00	BAND, SWITCH CORD .....	4	
30	10M-82305-10-00	IGNITOR UNIT ASSEMBLY 1 ..	1	
31	97011-06020-00	BOLT .....	2	
32	92995-06100-00	WASHER, SPRING .....	2	
33	95380-06600-00	NUT .....	2	
34	92990-06200-00	WASHER .....	2	
35	90201-06063-00	WASHER, PLATE .....	2	



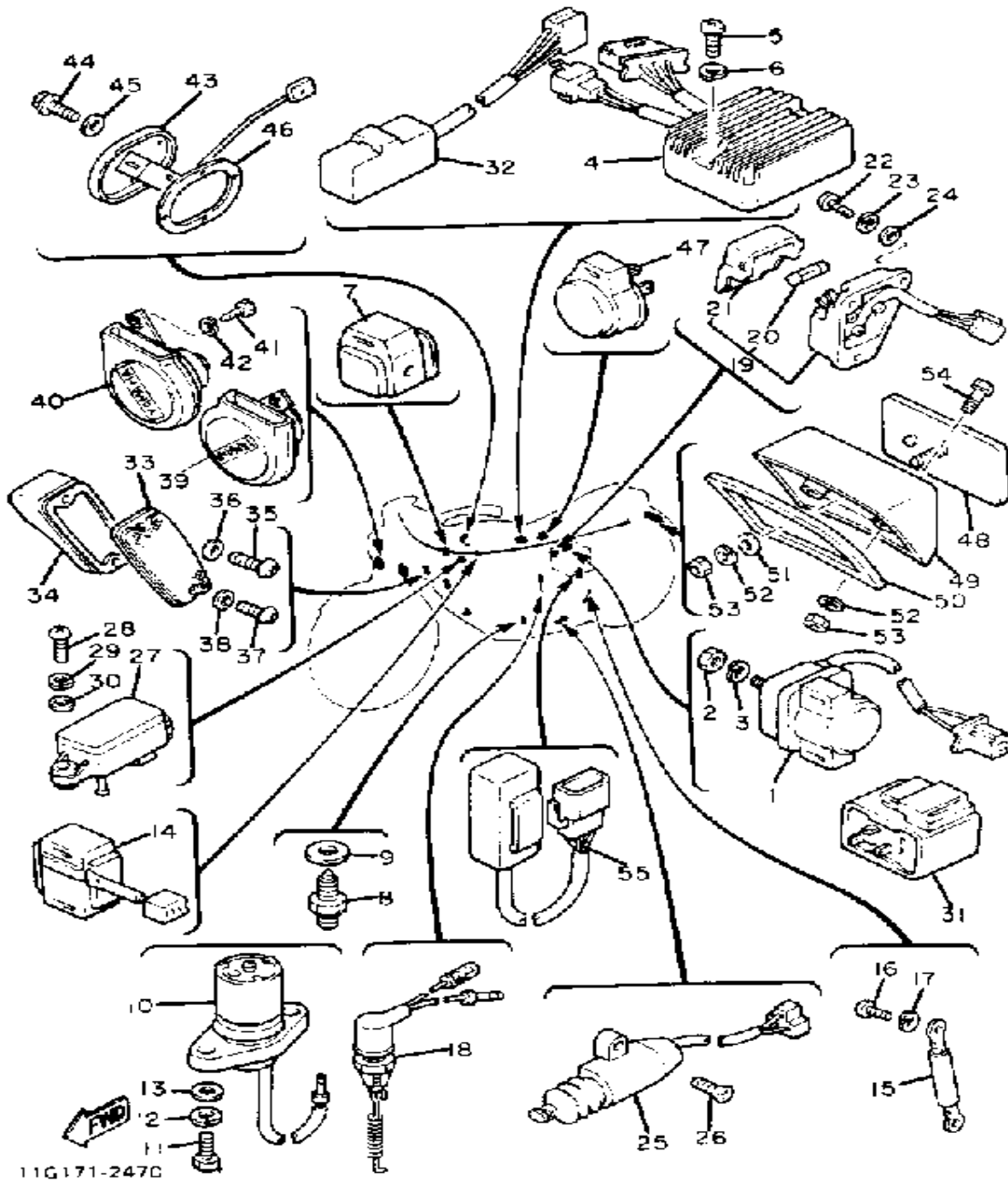
# ELECTRICAL 2



Ref. No.	Part Number	Description	Qty	Remarks
1	3AY-81940-00-00	STARTER RELAY ASSEMBLY	1	
2	95380-06700-00	NUT	2	
3	92995-06100-00	WASHER, SPRING	2	
4	(10M-81960-A0-00)	RECTIFIER/REG ASSEMBLY	1	
5	98580-06030-00	SCREW PAN HEAD	2	
6	92995-06100-00	WASHER, SPRING	2	
7	12R-81950-01-00	RELAY ASSEMBLY.RELAY (4H7-81950-01)	1	U.R.
	4U8-81950-02-00	RELAY ASSEMBLY. (4U8-81950-00)	1	U.R.
8	2H7-82540-00-00	NEUTRAL SWITCH ASSEMBLY	1	
9	90430-10171-00	GASKET	1	
10	10M-85720-00-00	OIL LVL GAUGE ASSEMBLY	1	
11	97011-06020-00	BOLT	2	
12	92995-06100-00	WASHER, SPRING	2	
13	92901-06600-00	WASHER	2	
14	2H7-82576-00-00	EMERGENCY STOP SWITCH ASS'Y	1	
15	2H7-82519-00-00	WIRE, EARTH LEAD	1	
16	98580-06012-00	SCREW, PAN HEAD	1	
17	92995-06100-00	WASHER, SPRING	1	
18	1J7-82530-02-00	STOP SWITCH	1	
19	2H7-81920-00-00	TERMINAL ASSEMBLY	1	
20	116-82151-00-00	. FUSE (10A)	1	
21	(2H7-81916-00-00)	COVER, TERMINAL	1	
22	98580-05016-00	SCREW, PAN HEAD	3	
23	92990-05100-00	WASHER, SPRING	3	
24	92901-05600-00	WASHER, PLATE	3	
25	10M-82566-00-00	SWITCH, SIDE STAND	1	
26	98706-05020-00	SCREW, FLAT HEAD	2	

CONTINUED ON NEXT FRAME ►

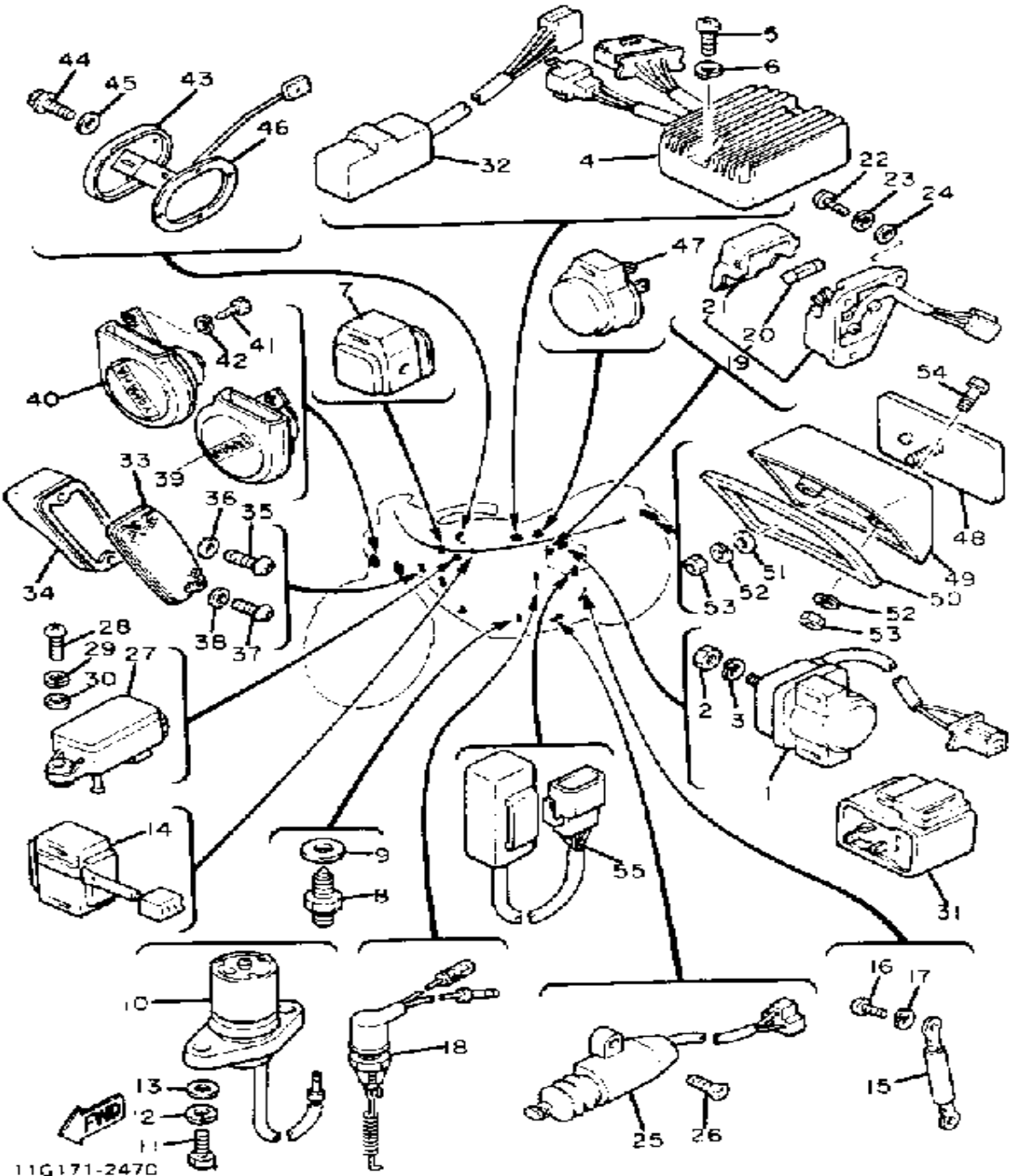
# ELECTRICAL 2



Ref. No.	Part Number	Description	Qty	Remarks
27	(10M-82380-10-00)	SENSOR, PRESSURE .....	1	
28	98580-06020-00	SCREW .....	2	
29	92995-06100-00	WASHER, SPRING .....	2	
30	90201-06067-00	WASHER, PLATE .....	2	
31	4E6-83350-70-00	FLASHER RELAY ASSEMBLY .	1	
32	1A0-83395-03-00	FLASHER CANCL UNIT .....	1	
33	3G1-85110-00-00	FRT REFLECTOR ASSEMBLY .	2	
34	(3J6-85127-00-00)	BASE, REFLECTOR .....	2	
35	98501-04035-00	SCREW, PAN HEAD .....	2	
36	92901-04600-00	WASHER, PLATE .....	2	
37	98503-04014-00	SCREW, PAN HEAD .....	2	
38	92901-04600-00	WASHER, PLATE .....	2	
39	10M-83371-20-00	HORN .....	1	
40	10M-83371-30-00	HORN .....	1	
41	97016-08016-00	BOLT .....	2	
42	92906-08100-00	WASHER, SPRING .....	2	
43	10M-85752-00-00	SNDR UT ASSEMBLY, F/MTR .	1	
44	95821-06014-00	BOLT, FLANGE .....	4	
45	90202-05187-00	WASHER, PLATE .....	4	
46	2H7-85753-00-00	GASKET, SENDER UNIT .....	1	
47	3H5-83360-00-00	HAZARD FLASHER RELAY ASSEMBLY .....	1	
48	3Y6-85130-02-00	REAR REFLECTOR ASSEMBLY	1	
49	10M-85137-00-00	BASE, RFLCTR REAR .....	1	
50	(10M-85129-00-00)	GASKET REFLECTOR .....	1	
51	92990-05200-00	WASHER, PLAIN .....	1	
52	92990-05100-00	WASHER, SPRING .....	3	
53	95380-05600-00	NUT .....	3	
54	97021-05020-00	BOLT .....	2	

CONTINUED ON NEXT FRAME ►

# ELECTRICAL 2



Ref. No.	Part Number	Description	Qty	Remarks
55	10M-84308-00-00	RESERVE LIGHTING UNIT ASS'Y .....	1	