

YAMAHA

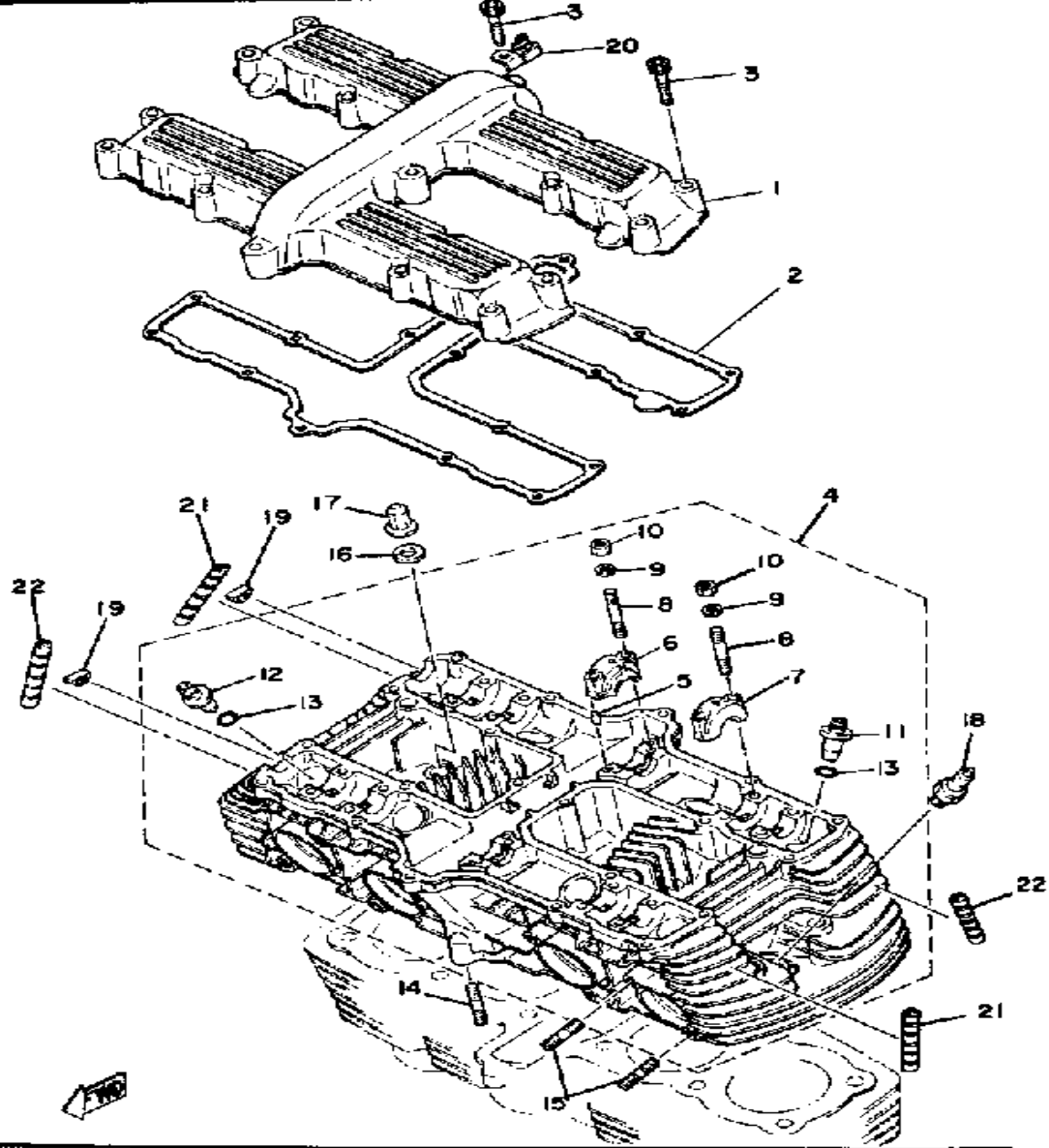
GENUINE

PARTS CATALOGUE

MOTORCYCLE

CYLINDER HEAD - CYLINDER HEAD COV

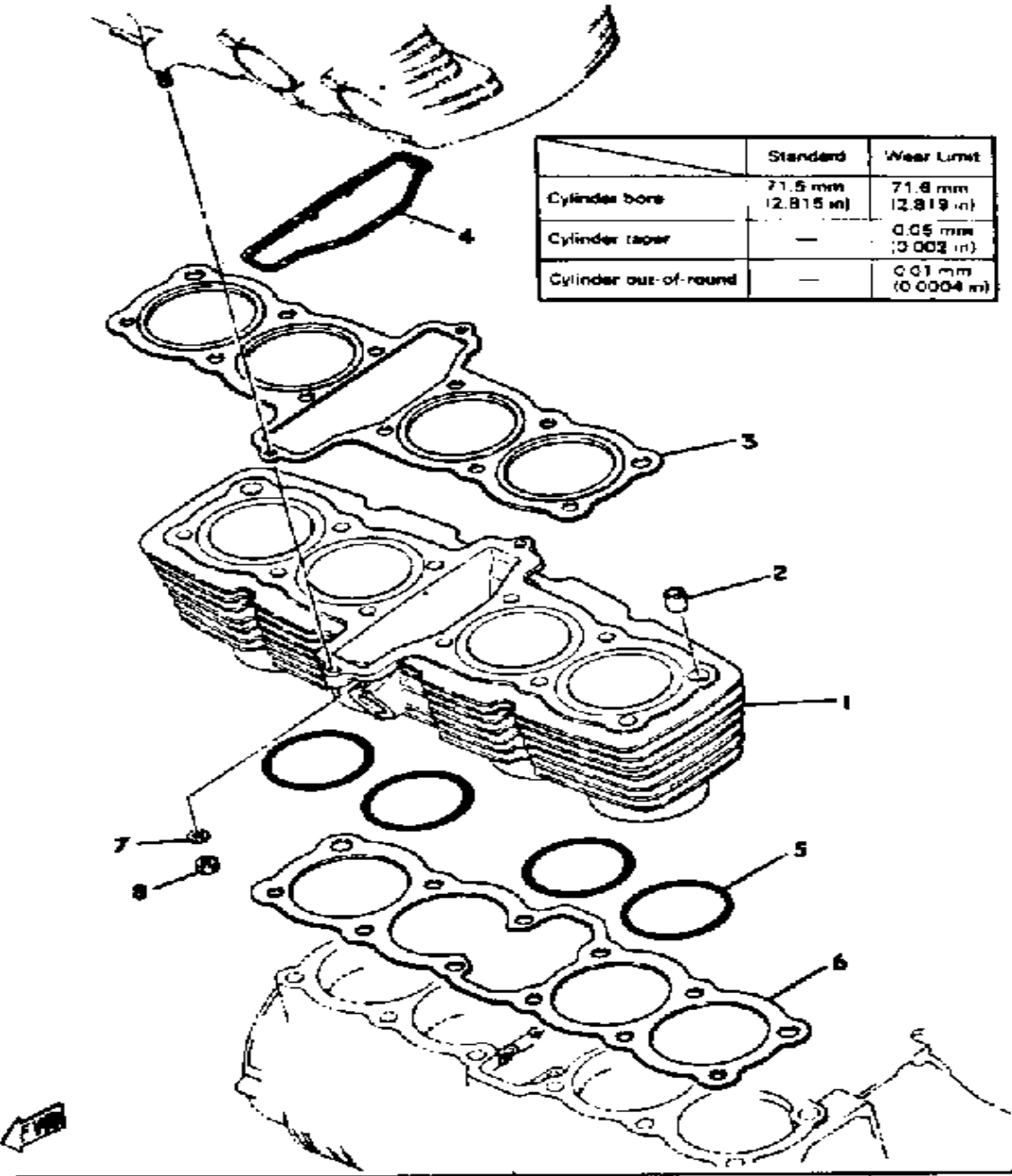
Bore/Stroke/Number Cylinders/Displacement (cc)	71.6mm / 88.6mm / 4 / 1101cc
Compression Ratio/Compression Pressure min ~ max	9.2: 1 / 9.0 ~ 11.0 kg/cm ²



Spark Plug Type	NGK BP6ES or Champion N-6Y
Spark Plug Gap / Torque / Cap Ω	0.7mm / 2.3m·kg / 5K Ω
Cylinder Head Cover	6 x 1.0: 1.0m·kg
Cylinder Head	10 x 1.25: 3.5m·kg (use oil)

Ref. No.	Part Number	Description	Qty	Remarks
1	2H7-11191-00-00	COVER, CYLINDER.HEAD 1	1	
2	2H7-11193-00-00	GASKET, HD.COVER 1	1	
3	91311-06035-00	BOLT, SOCKET HEAD	20	M6-35L
4	(2H7-11110-00-00)	CYLINDER HEAD ASSEMBLY	1	
5	93603-09004-00	. PIN, DOWEL	4	
6	1J7-12173-10-00	. CAP, CAMSHAFT 1	2	
7	1J7-12183-10-00	. CAP, CAMSHAFT 2	8	
8	90116-06228-00	. BOLT, STUD	20	M6-44L
9	90201-06431-00	. WASHER, PLATE (90201-06037-00)	20	
10	95380-06600-00	. NUT	20	
11	1J7-11133-10-00	. GDE, INTK VLV 1 O/S	4	
12	1J7-11134-10-00	. GDE, EXST VLV 1 O/S	4	
13	93210-11313-00	. O-RING	8	
14	90116-08161-00	BOLT, STUD	2	M8-39L
15	95611-08625-00	BOLT, STUD	8	M8-25L
	95621-08615-00	BOLT, STUD	8	M8-15L#02749~
16	90201-10131-00	WASHER, PLATE	12	
17	90176-10049-00	NUT, CROWN	12	
18	NGK-BP6ES-00-00	NGK BP6ES 4PK (94701-00000-04)	4	U.R.
19	1J7-11138-00-00	PLUG	2	
20	90465-10129-00	CLAMP	1	
21	2H7-11161-00-00	ABSORBER 1	2	
22	(2H7-11162-00-00)	ABSORBER 2	2	

CYLINDER



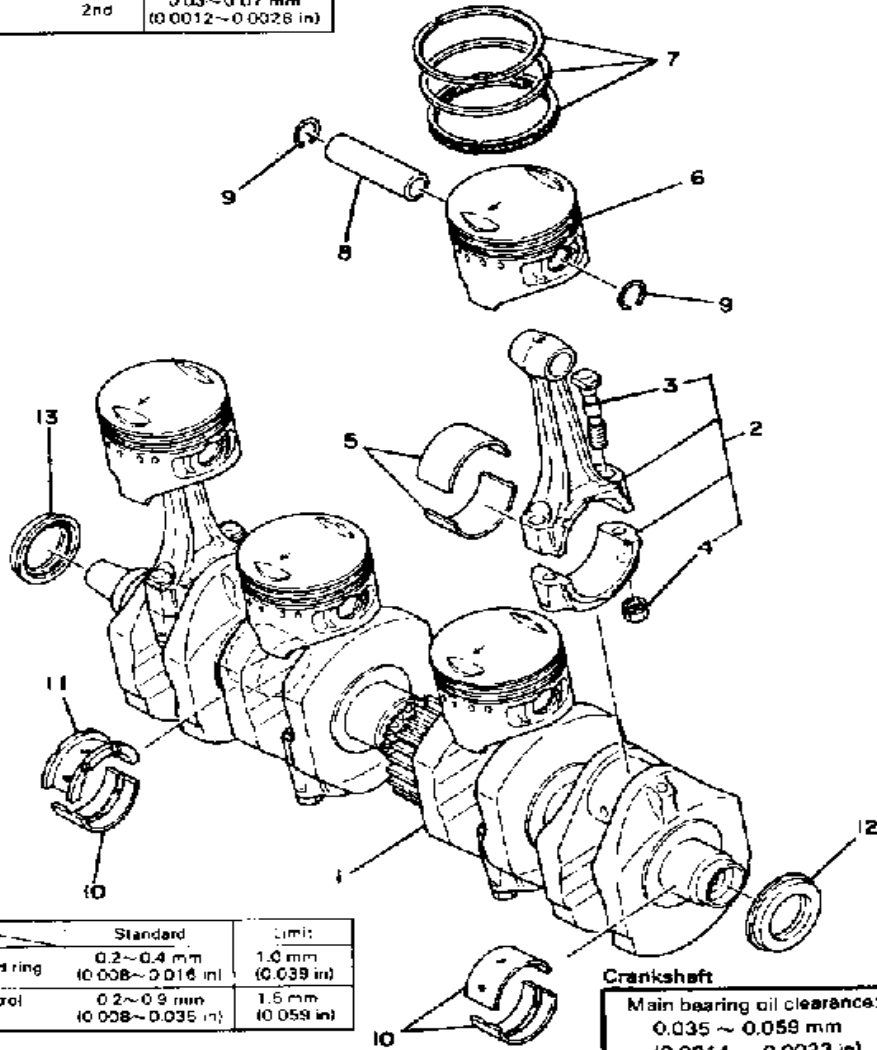
	Standard	Wear Limit
Cylinder bore	71.5 mm (2.815 in)	71.8 mm (2.819 in)
Cylinder taper	—	0.05 mm (0.002 in)
Cylinder out-of-round	—	0.01 mm (0.0004 in)

Ref. No.	Part Number	Description	Qty	Remarks
1	(2H7-11310-00-00)	CYLINDER	1	
2	99530-14016-00	PIN, DOWEL	2	
3	2H7-11181-02-00	GASKET, CYLINDER HEAD 1 . . .	1	
4	(2H7-11355-00-00)	SEAL, CYLINDER 1	1	N/A NOTE 1:
5	93210-77363-00	O-RING	4	
6	2H7-11351-01-00	GASKET, CYLINDER	1	
7	90201-084G3-00	WASHER, PLATE	2	
8	95333-08600-00	NUT	2	

ENGINE TYPE	4-stroke, air-cooled DOHC, transverse four
Bore/Stroke/Number Cylinders/Displacement (cc)	71.5mm / 88.6mm / 4 / 1101cc
Compression Ratio/Compression Pressure min ~ max	9.2: 1 / 9.0 ~ 11.0 kg/cm ²

CRANKSHAFT - PISTON

Piston ring Side Clearance	Top	0.04~0.08 mm (0.0016~0.003 in)
	2nd	0.03~0.07 mm (0.0012~0.0028 in)



	Standard	Limit
Top/2nd ring	0.2~0.4 mm (0.008~0.016 in)	1.0 mm (0.039 in)
Oil control (3rd)	0.2~0.9 mm (0.008~0.035 in)	1.5 mm (0.059 in)

Crankshaft
Main bearing oil clearance: 0.035 ~ 0.059 mm (0.0014 ~ 0.0023 in)
Run-out limit: 0.04 mm (0.0016 in)



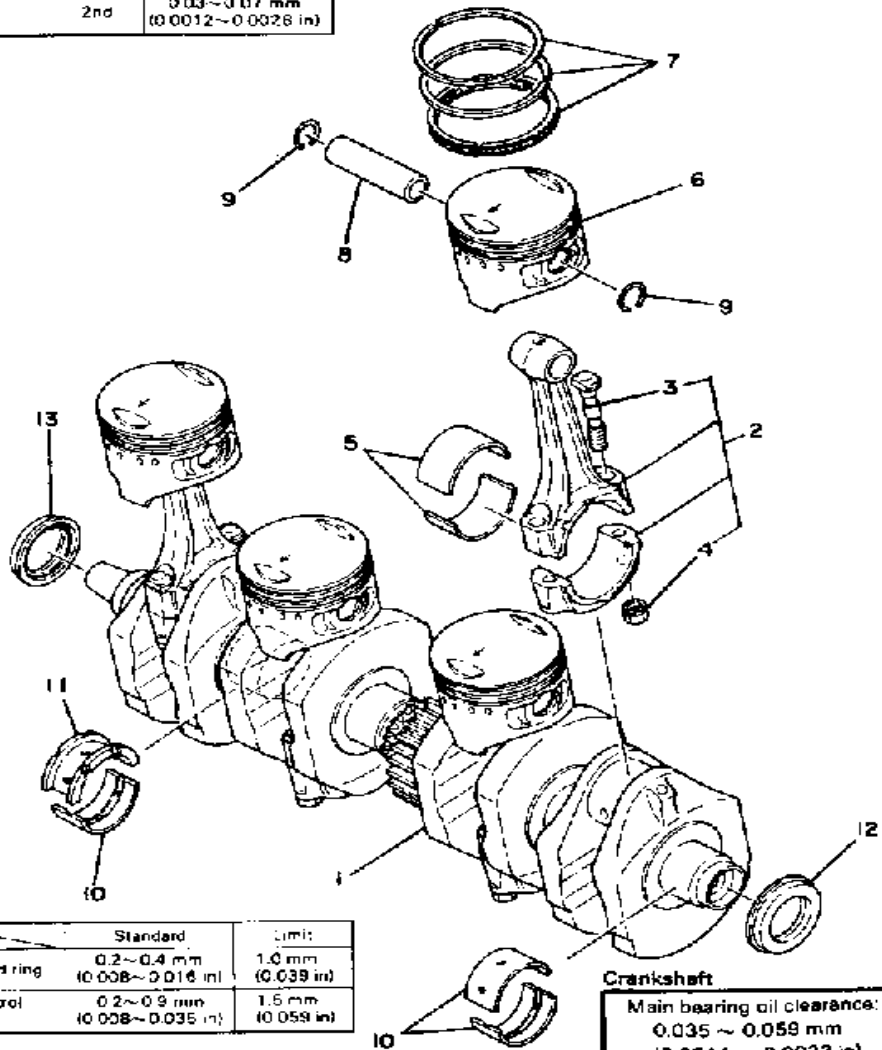
Piston Skirt Clearance new/max.	0.040 ~ 0.045mm / 0.1mm
Ring End Gap top/2nd/3rd	0.2 ~ 0.4mm / 0.2 ~ 0.4mm / 0.2 ~ 0.9mm

Ref. No.	Part Number	Description	Qty	Remarks
1	2H7-11411-02-00	CRANKSHAFT	1	
2	1J7-Y1165-01-00	CONNECTING ROD ASSEMBLY	4	
3	1J7-11654-00-00	. BOLT, CON ROD	8	
4	90170-09192-00	. NUT, HEXAGON	8	
5	2F3-11656-00-00	PLANE BRNG, CON ROD	8	U.R. BLUE
	2F3-11656-10-00	PLANE BRNG, CON ROD	8	U.R. BLACK
	2F3-11656-20-00	PLANE BRNG, CON ROD	8	U.R. BROWN
	2F3-11656-30-00	PLANE BRNG, CON ROD	8	U.R. GREEN
	2F3-11656-40-00	PLANE BRNG, CON ROD	8	U.R. YELLOW
6	(2H7-11637-04-00)	PISTON 3 O/S 0.5	4	ALTERNATE PART
	(2H7-11638-04-00)	PISTON 4 O/S 1.0	4	ALTERNATE PART
	2H7-11631-04-46	PISTON STD	4	
	2H7-11635-04-00	PISTON 1 O/S 0.5	4	ALTERNATE PART
	2H7-11636-04-00	PISTON 2 O/S 0.0	4	ALTERNATE PART
7	3J2-11610-00-00	PISTON RINGSET STD	4	
	3J2-11610-10-00	PISTON RINGSET 1ST	4	ALTERNATE PART
	3J2-11610-20-00	PISTON RINGSET 2ND	4	ALTERNATE PART
	3J2-11610-30-00	PISTON RINGSET 3RD	4	ALTERNATE PART
	3J2-11610-40-00	PISTON RINGSET 4TH	4	ALTERNATE PART
8	2H7-11633-01-00	PIN, PISTON	4	
9	90468-12069-00	CLIP	8	
10	2H7-11416-01-00	PLANE BRNG, CRSF 1CRANKSHAFT 1	9	U.R. BLUE
	2H7-11416-11-00	PLANE BRNG, CRSF 1CRANKSHAFT 1	9	U.R. BLACK
	2H7-11416-21-00	PLANE BRNG, CRSF 1CRANKSHAFT 1	9	U.R. BROWN
	2H7-11416-31-00	PLANE BRNG, CRSF 1CRANKSHAFT 1	9	U.R. GREEN
	2H7-11416-41-00	PLANE BRNG, CRSF 1CRANKSHAFT 1	9	U.R. YELLOW

CONTINUED ON NEXT FRAME ➤

CRANKSHAFT - PISTON

Piston ring Side Clearance	Top	0.04~0.08 mm (0.0016~0.003 in)
	2nd	0.03~0.07 mm (0.0012~0.0028 in)



	Standard	Limit
Top/2nd ring	0.2~0.4 mm (0.008~0.016 in)	1.0 mm (0.039 in)
Oil control (3rd)	0.2~0.9 mm (0.008~0.035 in)	1.6 mm (0.059 in)

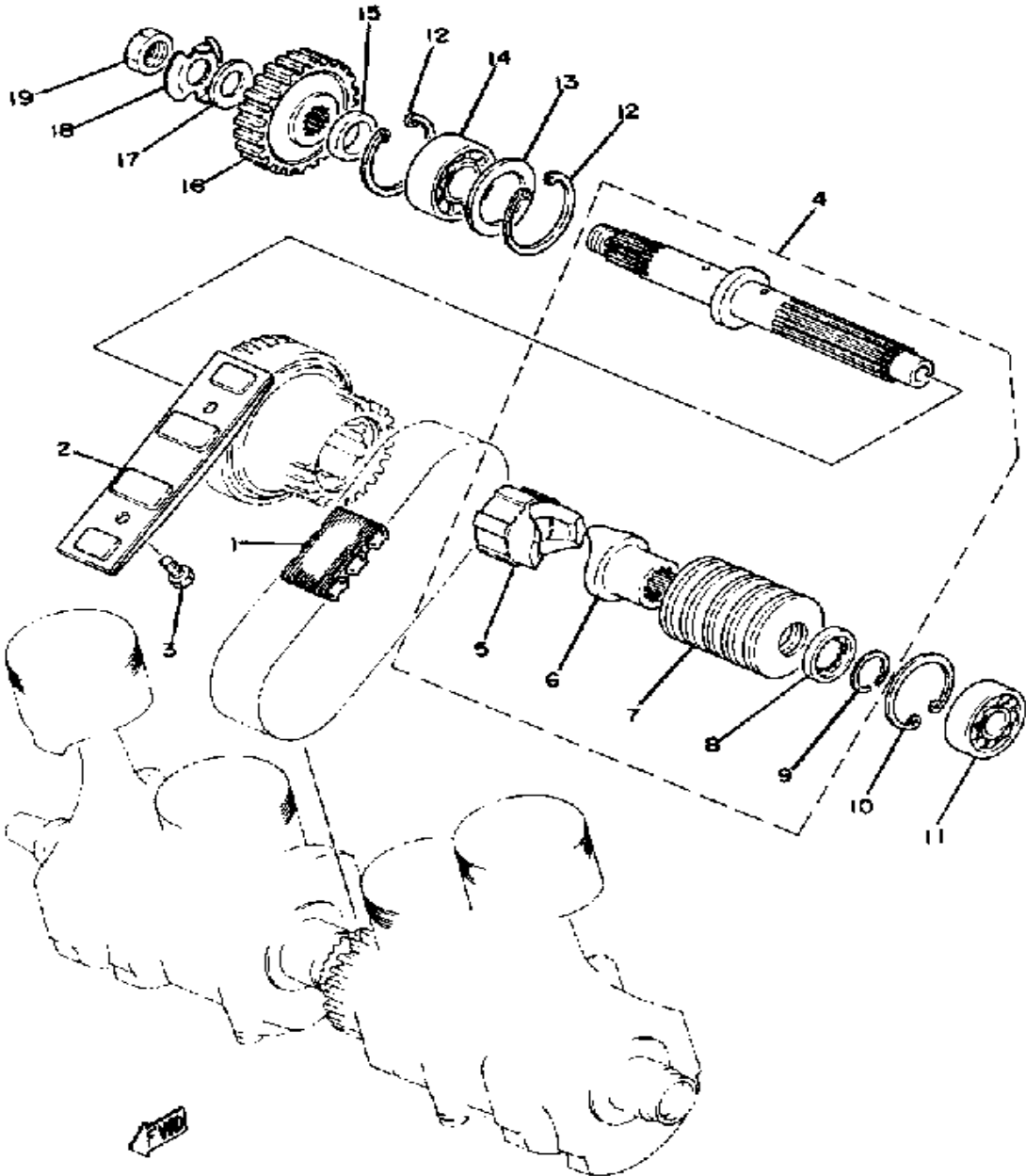
Crankshaft
 Main bearing oil clearance:
 0.035 ~ 0.059 mm
 (0.0014 ~ 0.0023 in)
 Run-out limit: 0.04 mm (0.0016 in)



Piston Skirt Clearance new/max.	0.040 ~ 0.045mm / 0.1mm
Ring End Gap top/2nd/3rd	0.2 ~ 0.4mm / 0.2 ~ 0.4mm / 0.2 ~ 0.9mm

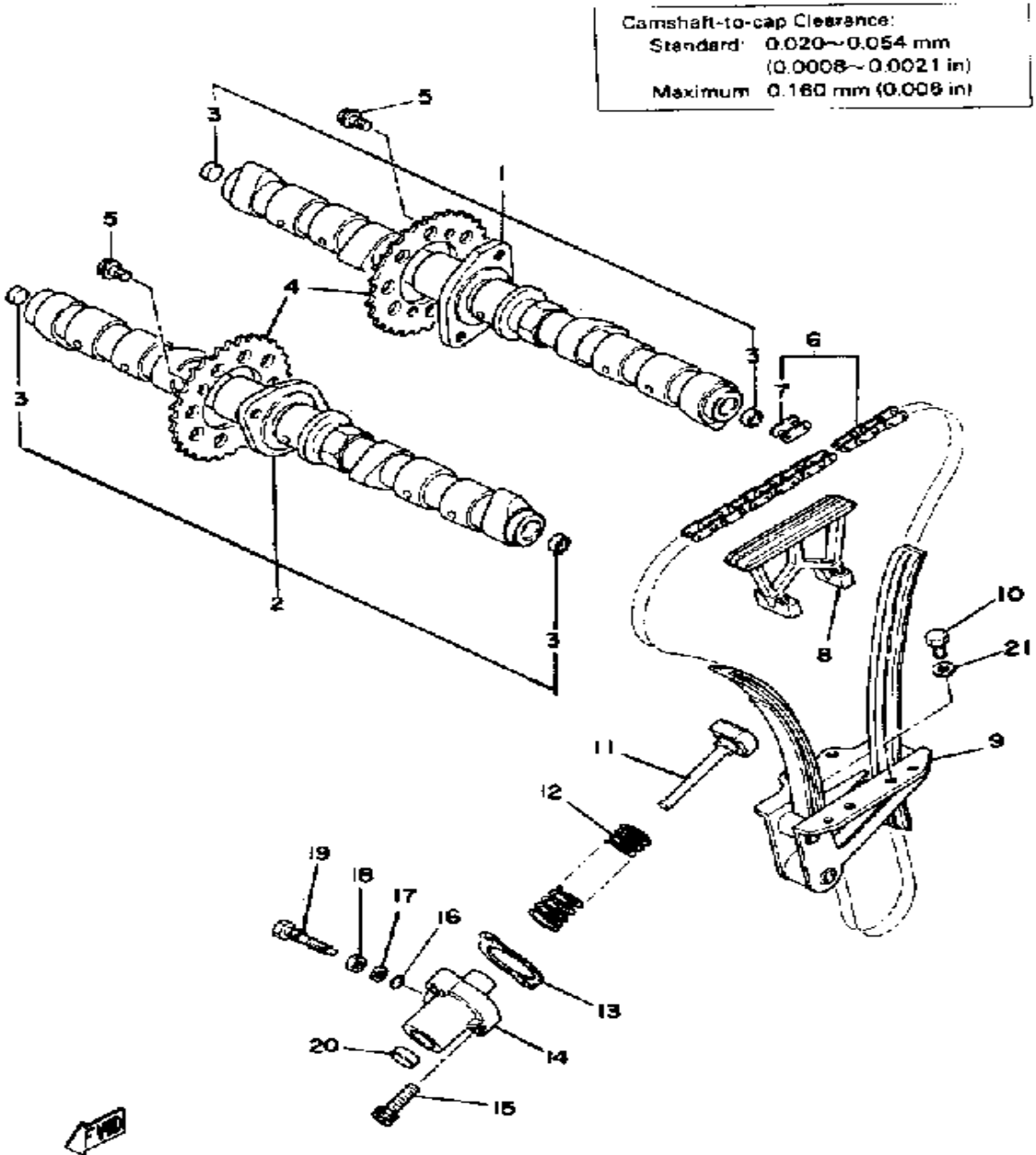
Ref. No.	Part Number	Description	Qty	Remarks
11	(2H7-11417-41-00)	PLANE BRNG, CRSF 2	1	U.R. YELLOW
	2H7-11417-11-00	PLANE BRNG, CRSF 2	1	U.R. BLACK
	2H7-11417-11-00	PLANE BRNG, CRSF 2	1	U.R. BLUE
	2H7-11417-31-00	PLANE BRNG, CRSF 2	1	U.R. BROWN
	2H7-11417-31-00	PLANE BRNG, CRSF 2	1	U.R. GREEN
12	93101-32087-00	OIL SEAL, S-TYPE	1	
13	93101-32144-00	OIL SEAL	1	

PRIMARY SHAFT - CHAIN



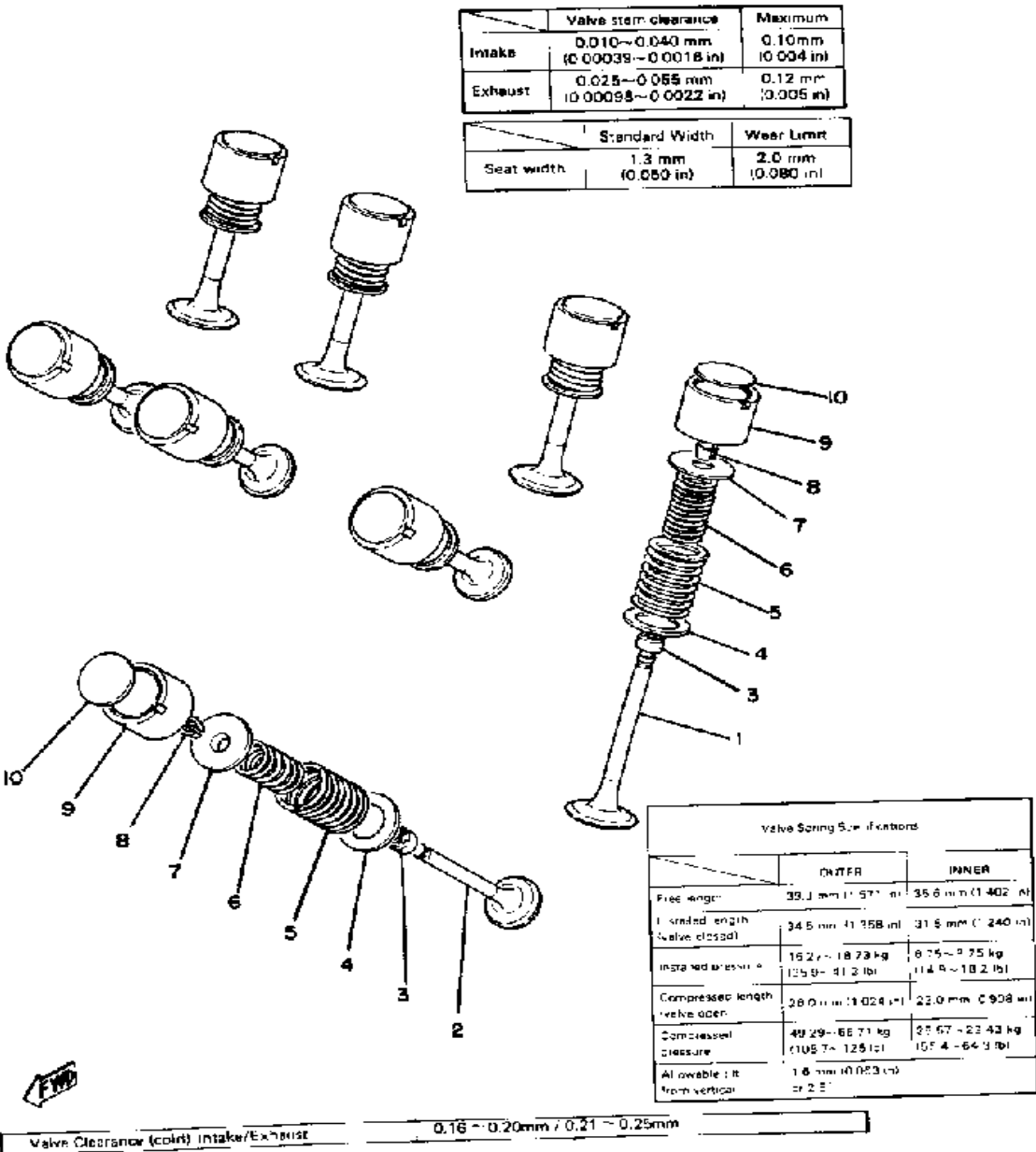
Ref. No.	Part Number	Description	Qty	Remarks
1	2H7-16139-02-00	CHAIN, PRIMARY	1	
2	2H7-11474-00-00	GUIDE, UPPER	1	
3	97313-06016-00	BOLT, HEXAGON	2	
4	(2H7-16306-00-00)	CLUTCH DAMPER ASSEMBLY	1	
5	2H7-16317-00-00	. CAM, DAMPER 1	1	
6	2H7-16315-00-00	. CAM, DAMPER 2	1	
7	2H7-16318-00-00	. SPRING, DAMPER	1	
8	2H7-11485-00-00	. SPACER	1	
9	93440-25020-00	. CIRCLIP	1	
10	99009-47500-00	CIRCLIP	1	
11	93306-20404-00	BEARING	1	
12	99009-52500-00	CIRCLIP	2	
13	90201-36667-00	WASHER, PLATE	1	
14	93304-20504-00	BEARING	1	
15	(90387-25634-00)	COLLAR	1	
16	2H7-16111-01-00	GEAR, PRI DRIVE	1	
17	90208-18025-00	WASHER, CONICAL SPRING	1	
18	90215-19139-00	WASHER, LOCK	1	
19	90170-18221-00	NUT	1	

CAMSHAFT - CHAIN



Ref. No.	Part Number	Description	Qty	Remarks
1	2H7-12171-01-00	CAMSHAFT 1 (2H7-12170-00)	1	
2	(2H7-12181-01-00)	CAMSHAFT 2	1	
3	(90331-10011-00)	PLUG, TIGHT	4	
4	1L9-12176-00-00	SPROCKET, CAM CHAIN	2	
5	90105-07087-00	BOLT, WASHER BASED	4	M7-11L
6	94500-02128-00	CHAIN	1	
7	94600-02001-00	. JOINT, CHAIN (BF05M)	1	
8	2H7-12241-00-00	GUIDE, STOPPER 2	1	
9	2H7-12250-04-00	CHAIN DAMPER ASSEMBLY	1	
10	97011-06020-00	BOLT	4	
11	2H7-12217-01-00	ROD, CHN TENSIONER	1	
12	90501-16493-00	SPRING, COMPRESSION	1	
13	2H7-12213-00-00	GASKET, TENSNR CASE	1	
14	2H9-12212-00-00	CASE, CHAIN TENSNR	1	
15	91311-06025-00	BOLT, SOCKET HEAD	2	
16	93210-06632-00	O-RING	1	
17	90201-061A5-00	WASHER, PLATE	1	
18	95303-08700-00	NUT	1	
19	90109-08442-00	BOLT	1	
20	90338-14004-00	PLUG, SPEC'L SHAPE	1	
21	90201-061A5-00	WASHER, PLATE	4	

VALVE



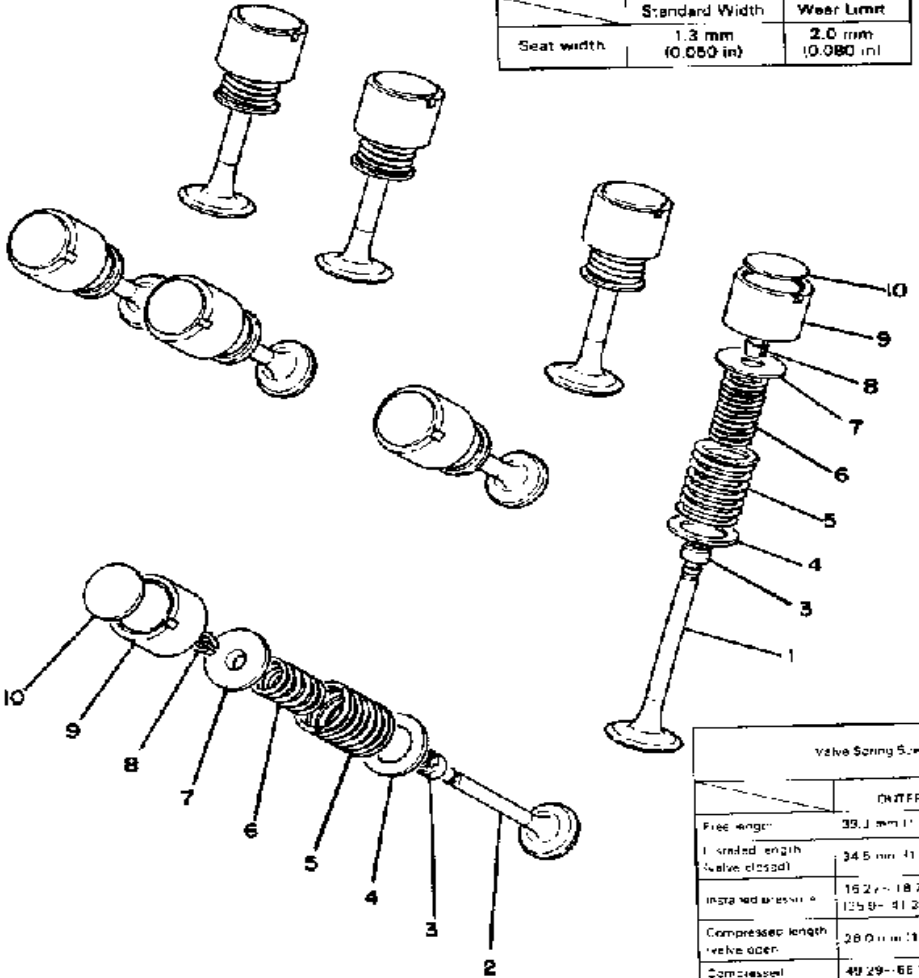
Ref. No.	Part Number	Description	Qty	Remarks
1	1J7-12111-01-00	VALVE, INTAKE 1	4	
2	12R-12121-00-00	VALVE, EXHAUST	4	
3	1J7-12119-01-00	SEAL, VALVE STEM	8	
4	1J7-12116-00-00	SEAT, VALVE SPRING	8	
5	90501-39414-00	SPRING, COMPRESSION	8	
6	90501-28415-00	SPRING, COMPRESSION	8	
7	2F3-12117-00-00	RETAINER, VALVE SPRING ..	8	
8	1J7-12118-00-00	COTTER, VALVE	16	
9	31A-12153-00-E0	LIFTER, VALVE (4H7-12153-01)	8	
10	1J7-12169-01-00	PAD, ADJUSTING 2.00 (2.00) ..	8	U.R.
	1J7-12169-11-00	PAD, ADJUSTING 2.05 (2.05) ..	8	U.R.
	1J7-12169-21-00	PAD, ADJUSTING 2.10 (2.10) ..	8	U.R.
	1J7-12169-31-00	PAD, ADJUSTING 2.15 (2.15) ..	8	U.R.
	1J7-12169-41-00	PAD, ADJUSTING 2.20 (2.20) ..	8	U.R.
	1J7-12169-51-00	PAD, ADJUSTING 2.25 (2.25) ..	8	U.R.
	1J7-12169-61-00	PAD, ADJUSTING 2.30 (2.30) ..	8	U.R.
	1J7-12169-71-00	PAD, ADJUSTING 2.35 (2.35) ..	8	U.R.
	1J7-12169-81-00	PAD, ADJUSTING 2.40 (2.40) ..	8	U.R.
	1J7-12169-91-00	PAD, ADJUSTING 2.45 (2.45) ..	8	U.R.
	1J7-12169-A1-00	PAD, ADJUSTING 2.50 (2.50) ..	8	U.R.
	1J7-12169-E1-00	PAD, ADJUSTING 2.55 (2.55) ..	8	U.R.
	1J7-12169-F1-00	PAD, ADJUSTING 2.60 (2.60) ..	8	U.R.
	1J7-12169-G1-00	PAD, ADJUSTING 2.65 (2.65) ..	8	U.R.
	1J7-12169-H1-00	PAD, ADJUSTING 2.70 (2.70) ..	8	U.R.
	1J7-12169-J1-00	PAD, ADJUSTING 2.75 (2.75) ..	8	U.R.
	1J7-12169-K1-00	PAD, ADJUSTING 2.80 (2.80) ..	8	U.R.
	1J7-12169-L1-00	PAD, ADJUSTING 2.85 (2.85) ..	8	U.R.
	1J7-12169-M1-00	PAD, ADJUSTING 2.90 (2.90) ..	8	U.R.
	1J7-12169-N1-00	PAD, ADJUSTING 2.95 (2.95) ..	8	U.R.

CONTINUED ON NEXT FRAME ➤

VALVE

	Valve stem clearance	Maximum
Intake	0.010~0.040 mm (0.00039~0.0016 in)	0.10 mm (0.004 in)
Exhaust	0.025~0.055 mm (0.00098~0.0022 in)	0.12 mm (0.005 in)

	Standard Width	Wear Limit
Seat width	1.3 mm (0.050 in)	2.0 mm (0.080 in)

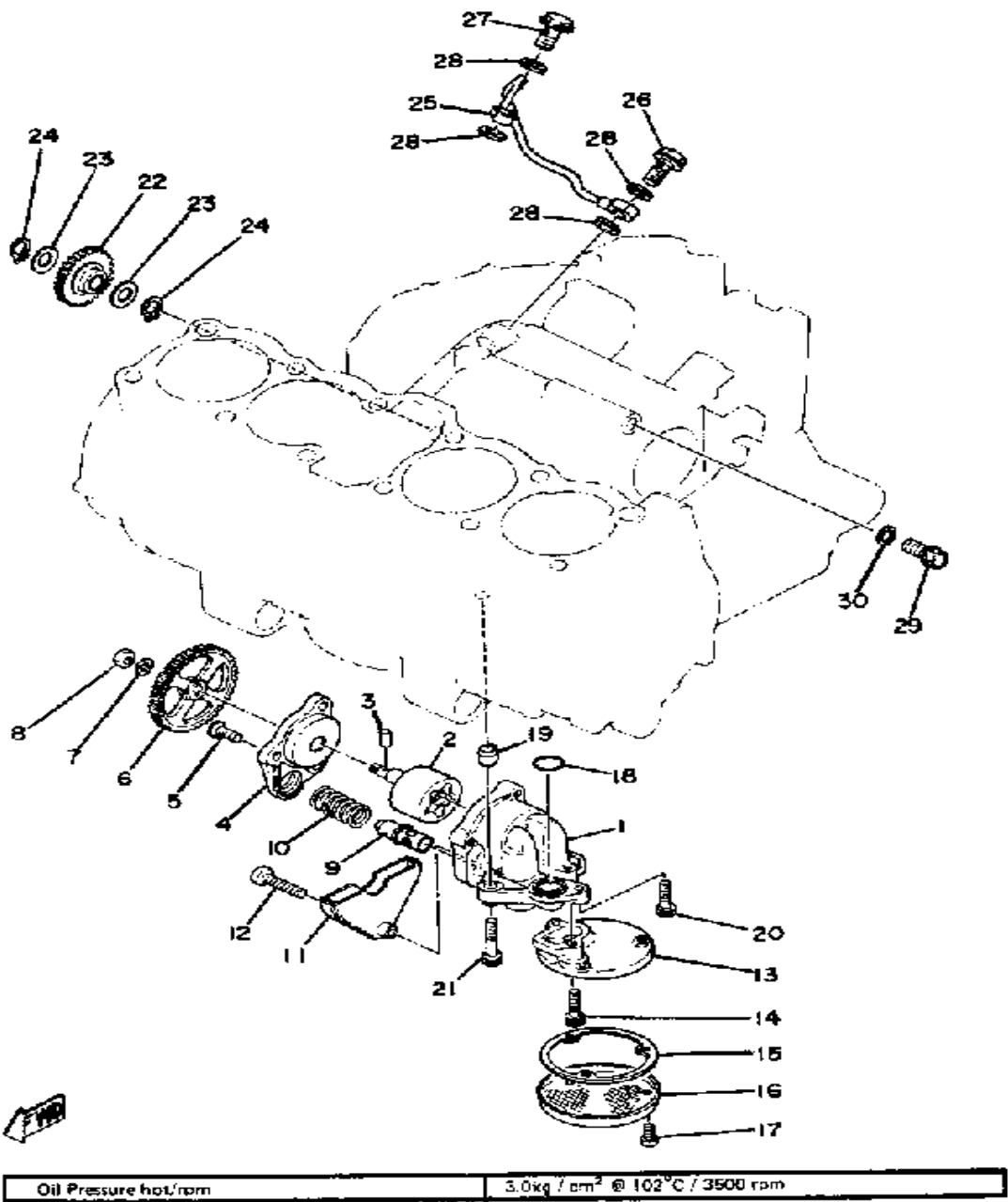


	OUTER	INNER
Free length	39.1 mm (1.571 in)	35.6 mm (1.402 in)
Installed length (valve closed)	34.5 mm (1.358 in)	31.6 mm (1.240 in)
Installed pressure	16.2~18.73 kg (35.9~41.2 lb)	8.75~9.75 kg (19.4~21.8 lb)
Compressed length (valve open)	28.0 mm (1.024 in)	22.0 mm (0.908 in)
Compressed pressure	49.29~66.71 kg (108.7~145.1 lb)	25.67~33.43 kg (56.4~74.3 lb)
Allowable tilt from vertical	1.6 mm (0.063 in) or 2.5°	

Ref. No.	Part Number	Description	Qty	Remarks
10	1J7-12169-R1-00	PAD, ADJUSTING 3.00 (3.00)	.. 8	U.R.
	1J7-12169-T1-00	PAD, ADJUSTING 3.05 (3.05)	.. 8	U.R.
	1J7-12169-U1-00	PAD, ADJUSTING 3.10 (3.10)	.. 8	U.R.
	1J7-12169-V1-00	PAD, ADJUSTING 3.15 (3.15)	.. 8	U.R.
	1J7-12169-W1-00	PAD, ADJUSTING 3.20 (3.20)	.. 8	U.R.

Valve Clearance (cold) Intake/Exhaust: 0.16 ~ 0.20 mm / 0.21 ~ 0.25 mm

OIL PUMP

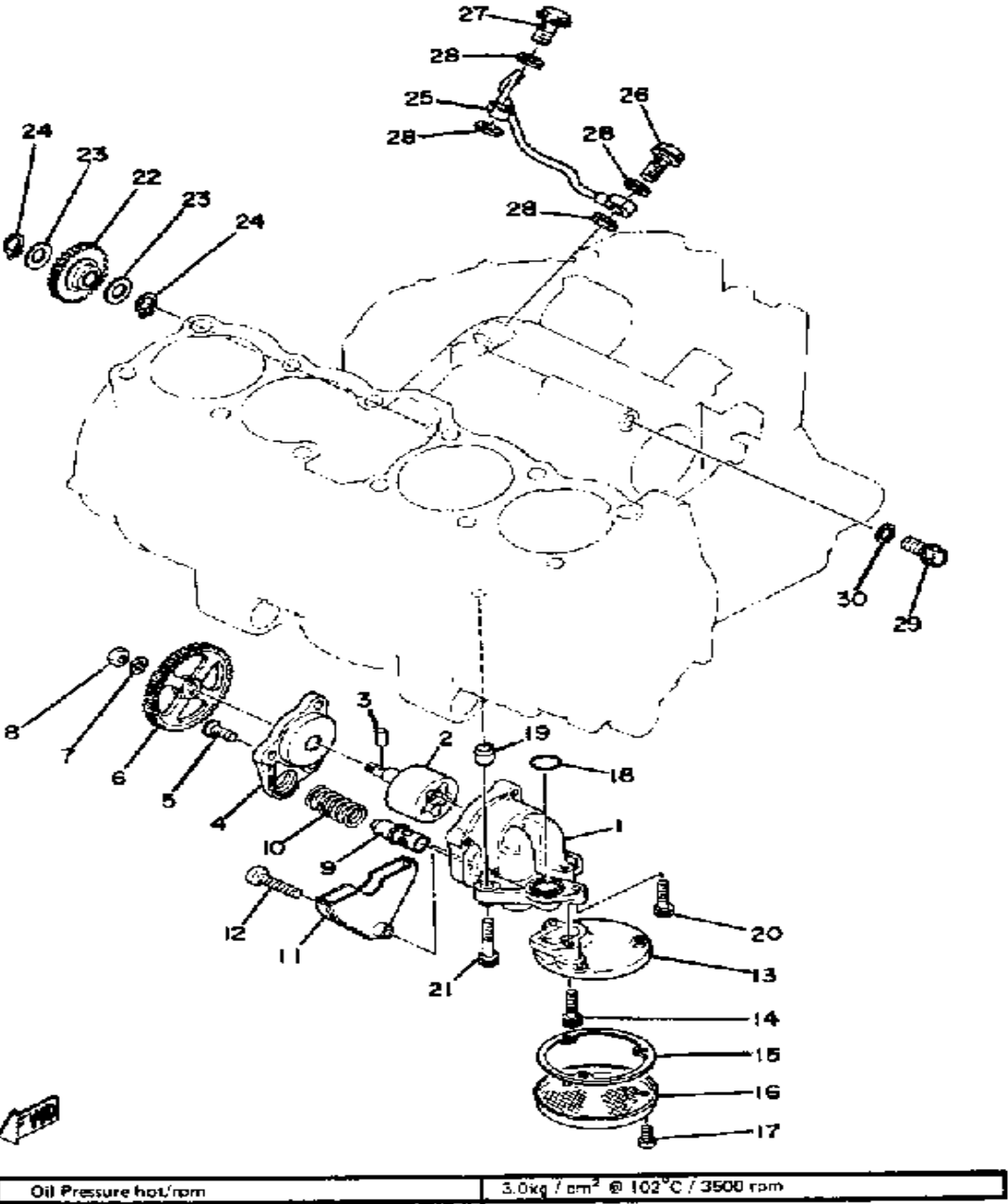


Ref. No.	Part Number	Description	Qty	Remarks
1	2H7-13336-00-00	HOUSING, ROTOR	1	
2	2H7-13330-00-00	PUMP SHAFT ASSEMBLY	1	
3	93603-12007-00	PIN, DOWEL	1	
4	(2H7-13316-00-00)	COVER, PUMP	1	
5	90149-06126-00	SCREW, SPEC'L SHAPE	3	
6	2H7-13325-00-00	GEAR, PUMP DRIVEN	1	
7	92995-06100-00	WASHER, SPRING	1	
8	95380-06600-00	NUT	1	
9	2H7-13483-00-00	PLUNGER, RELIEF	1	
10	90501-18499-00	SPRING, COMPRESSION	1	
11	(2H7-13327-00-00)	COVER, PUMP GEAR	1	
12	91311-06035-00	BOLT, SOCKET HEAD	1	
13	(2H7-13412-00-00)	HOUSING, STRAINER	1	
14	91311-06025-00	BOLT, SOCKET HEAD	2	
15	1J7-13415-00-00	SEAL, OIL STRAINER	1	
16	2F3-13411-00-00	STRAINER, OIL	1	
17	98580-05012-00	SCREW, PAN HEAD	3	
18	93210-18319-00	O-RING	1	
19	99530-10014-00	PIN, DOWEL	2	
20	91311-06025-00	BOLT, SOCKET HEAD	1	
21	91311-06035-00	BOLT, SOCKET HEAD	2	
22	2H7-13341-00-00	GEAR, OIL PUMP IDLE	1	
23	90201-12471-00	WASHER, PLATE	2	
24	99009-12400-00	CIRCLIP	2	
25	2H7-13161-00-00	PIPE, DELIVERY 1	1	
26	90401-10004-00	BOLT, UNION	1	
27	90401-10013-00	BOLT, UNION (371-13166-00) ..	1	
28	90430-10171-00	GASKET	4	
29	90401-10051-00	BOLT, UNION	1	

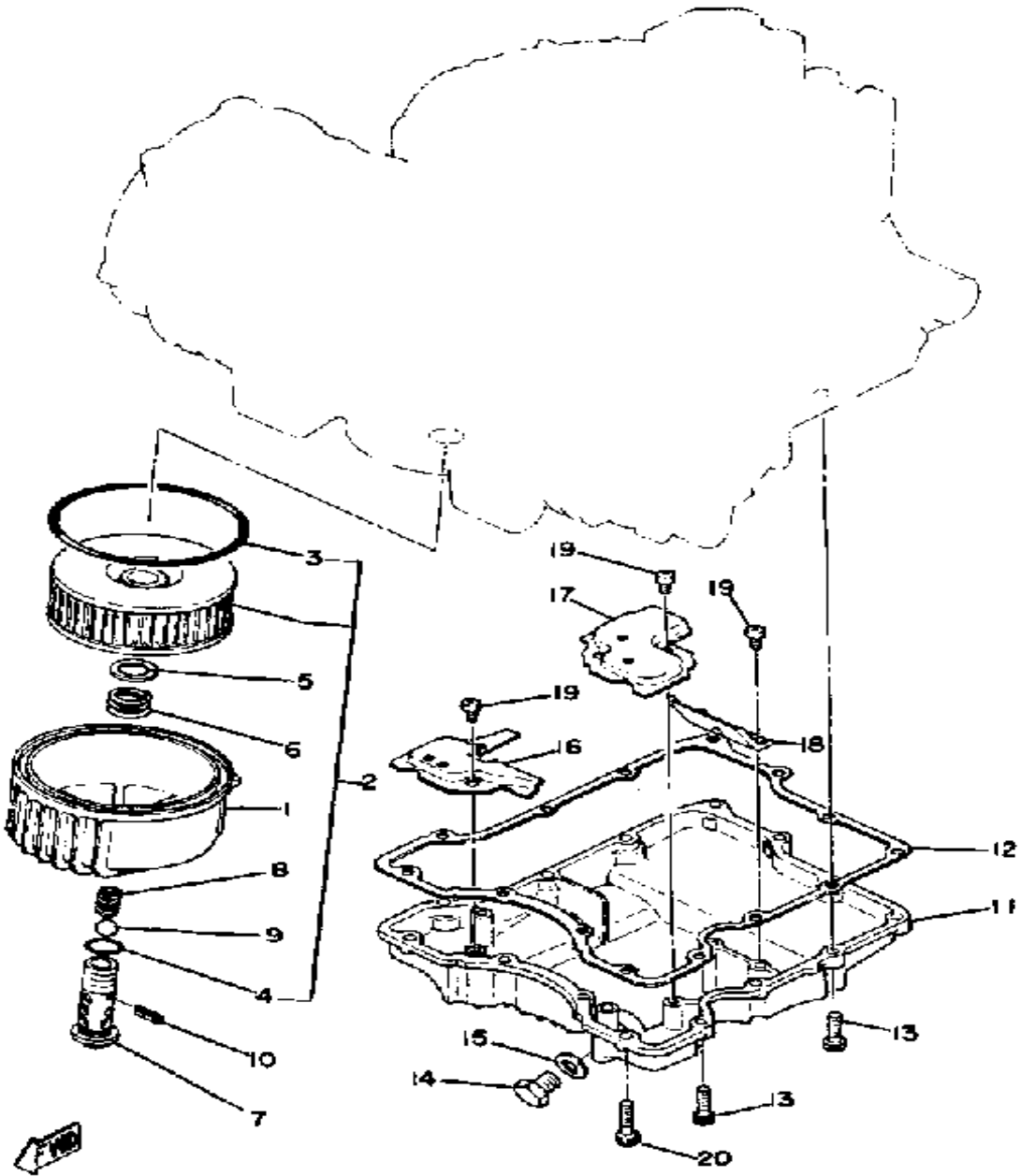
CONTINUED ON NEXT FRAME ➤

OIL PUMP

Ref. No.	Part Number	Description	Qty	Remarks
30	90430-10171-00	GASKET	1	

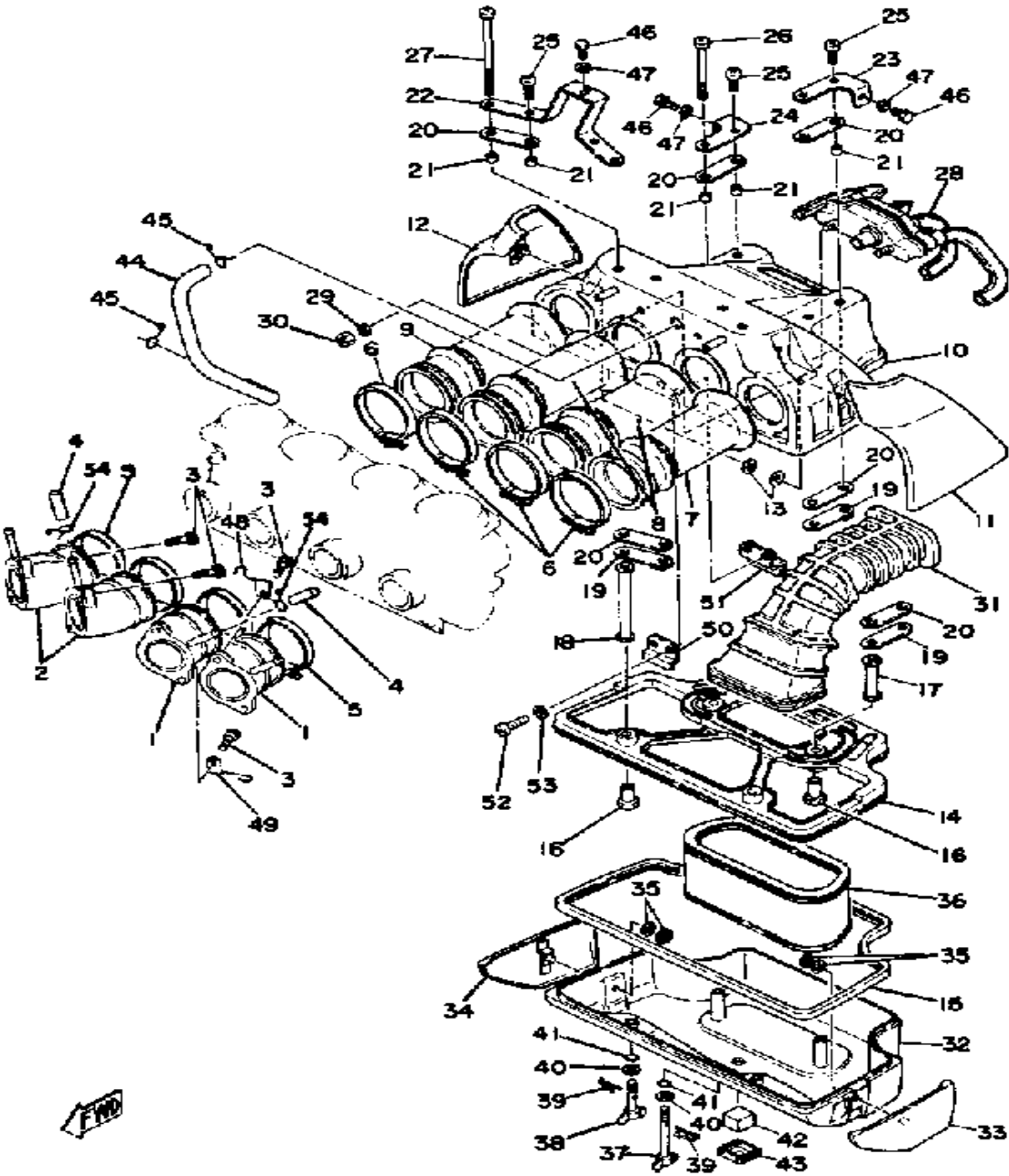


OIL FILTER



Ref. No.	Part Number	Description	Qty	Remarks
1	2H7-13447-00-00	COVER, OIL ELEMENT	1	
2	1J7-13441-10-00	ELEMENT, OIL CLEANER	1	
3	93211-19413-00	O-RING	1	
4	93210-16314-00	O-RING	1	
5	90201-21608-00	WASHER, PLATE	1	
6	90501-18433-00	SPRING, COMPRESSION	1	
7	2H7-13340-00-00	BY-PASS VALVE ASSEMBLY	1	
8	90501-12413-00	SPRING, COMPRESSION	1	
9	93501-02018-00	BALL 1 2	1	
10	91609-20018-00	PIN, SPRING	1	
11	2H7-13417-00-00	COVER, STRAINER	1	
12	2H7-13414-00-00	GASKET, STRNR COVER	1	
13	91311-06025-00	BOLT, SOCKET HEAD	10	
14	3VD-13455-00-00	PLUG	1	
15	214-11198-01-00	GASKET	1	
16	(2H7-13317-00-00)	PLATE, BAFFLE	1	
17	(2H7-13337-00-00)	PLATE, BAFFLE LOWER	1	
18	(2H7-13371-00-00)	PLATE	1	
19	98580-06012-00	SCREW, PAN HEAD	6	
20	91311-06035-00	BOLT, SOCKET HEAD	4	

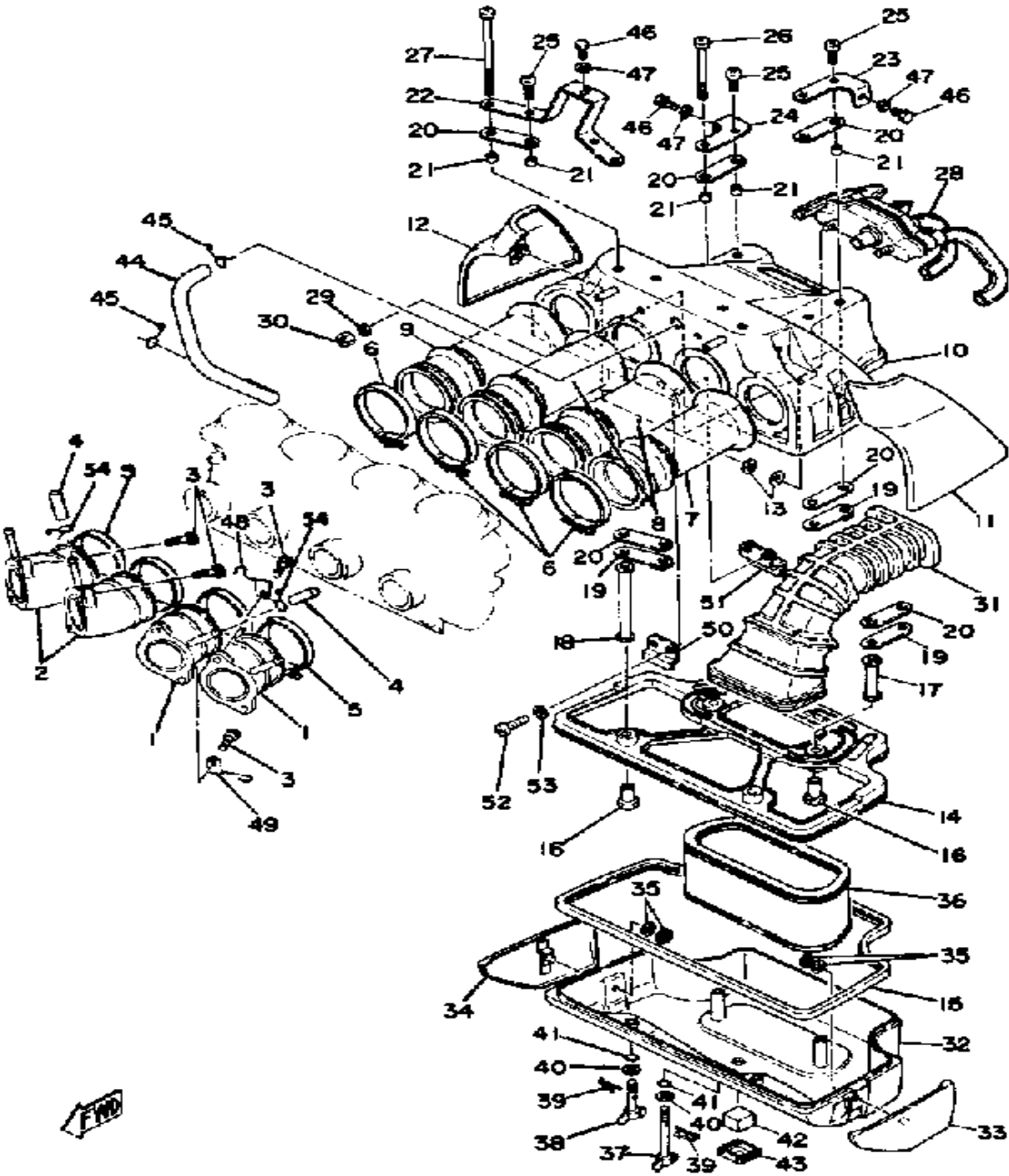
AIR CLEANER



Ref. No.	Part Number	Description	Qty	Remarks
1	2H7-13586-00-00	JOINT, CARBURETOR 1	2	
2	2H7-13596-00-00	JOINT, CARBURETOR 2	2	
3	91316-06020-00	BOLT, SOCKET HEAD	8	
4	16G-13569-00-00	PLUG, BLIND	2	
5	90460-54137-00	CLAMP, hose	4	
6	90460-58015-00	CLAMP, HOSE	4	
7	2H7-14453-00-00	JOINT, AIR CLNR 1	1	
8	2H7-14463-00-00	JOINT, AIR CLNR 2	2	
9	2H7-14454-00-00	JOINT	1	
10	2H7-W1441-00-00	AIR CLEANER CASE	1	
11	2H7-1441A-00-00	COVER, CLNR CASE 1	1	
12	2H7-1441E-00-00	COVER, CLNR CASE 2	1	
13	90183-05003-00	NUT, SPRING	4	
14	2H7-1441F-00-00	PARTN, AIR CLNR CS	1	
15	2H7-14457-02-00	SEAL	1	
16	90179-06250-00	NUT, SPEC'L SHAPE	4	
17	2H7-14443-00-00	COLLAR	2	
18	90387-08641-00	COLLAR	2	
19	2H7-14484-00-00	PLATE, CLNR CS FTNG	4	
20	2H7-14452-01-00	SEAL	8	
21	90387-060A3-00	COLLAR	8	
22	(2H7-14493-00-00)	STAY 1	1	
23	2H7-14498-00-00	STAY 1	1	
24	(2H7-14499-00-00)	STAY 2	1	
25	98580-06018-00	SCREW, PAN HEAD	4	
26	98501-06070-00	SCREW, PAN HEAD	2	
27	98501-06110-00	SCREW, PAN HEAD (92501-06110)	2	
28	2H7-14434-01-00	SEPARATOR, OIL	1	

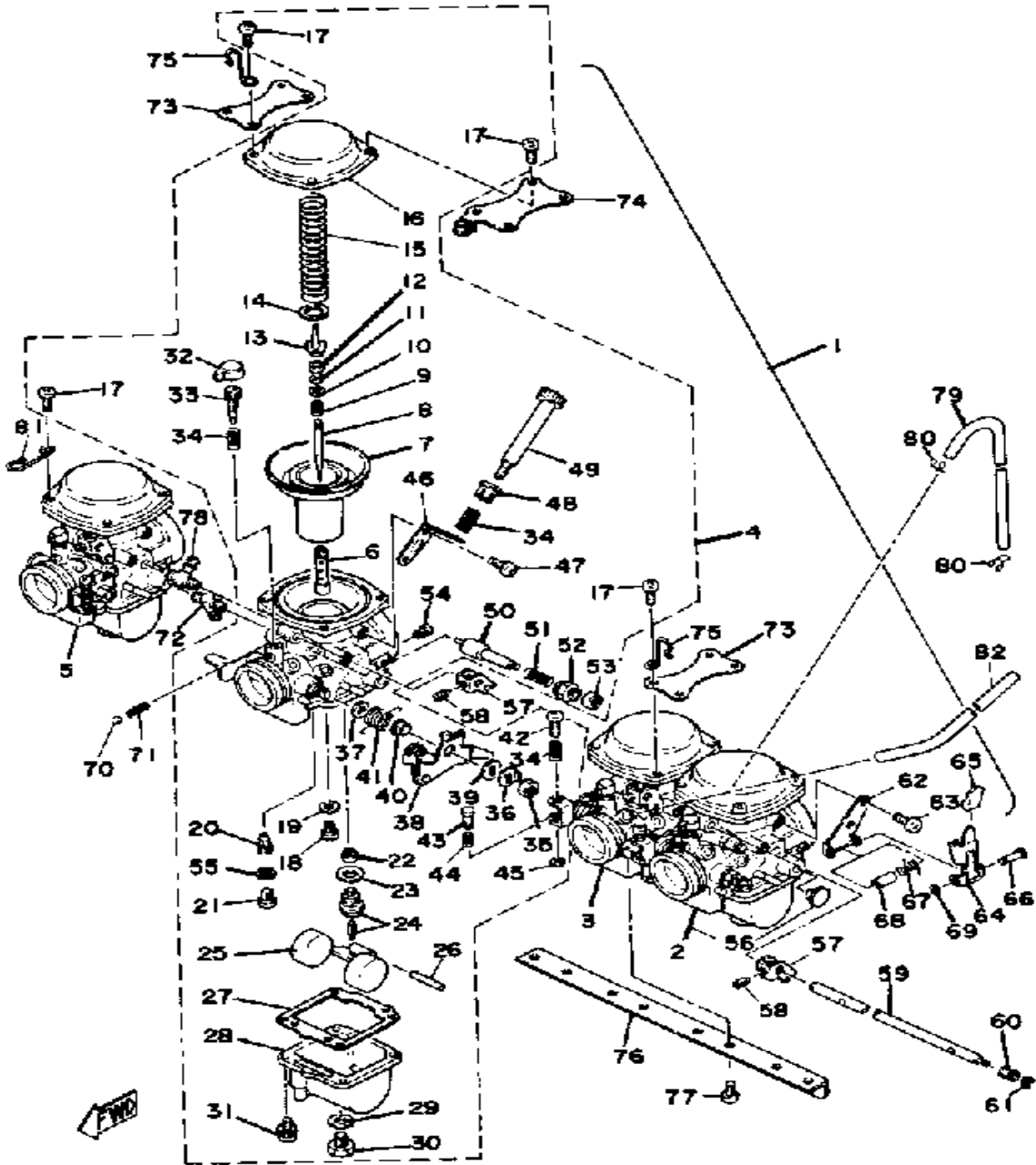
CONTINUED ON NEXT FRAME ►

AIR CLEANER



Ref. No.	Part Number	Description	Qty	Remarks
29	92901-05600-00	WASHER, PLATE	2	
30	95311-05700-00	NUT	2	
31	2H7-14431-01-00	SILENCER, INTAKE 1	1	
32	2H7-14421-01-00	CASE, AIR CLEANER 2	1	
33	2H7-1442A-00-00	COVER, CLNR CASE 3	1	
34	2H7-1442E-00-00	COVER, CLNR CASE 4	1	
35	90183-05003-00	NUT, SPRING	4	
36	2H7-14451-00-00	ELEMENT, AIR CLNR	1	
37	90122-06013-00	BOLT, WING	2	
38	90122-06012-00	BOLT, WING	2	
39	90468-10050-00	CLIP	4	
40	90201-06059-00	WASHER, PLATE	4	
41	93210-05098-00	O-RING	4	
42	4U8-14462-00-00	SEAL	1	
43	2H7-14422-00-00	CAP, CLEANER CASE 2	1	
44	2H7-11166-00-00	PIPE, BREATHER 1	1	
45	90467-14015-00	CLIP	2	
46	97313-06016-00	BOLT, HEXAGON	3	
47	90201-061A5-00	WASHER, PLATE	3	
48	(90462-10038-00)	CLAMP	1	
49	(90462-10039-00)	CLAMP	1	
50	(2H7-1441G-00-00)	BINDER 1	1	
51	(2H7-1441H-00-00)	BINDER 2	1	
52	98580-05016-00	SCREW, PAN HEAD	2	
53	92990-05100-00	WASHER, SPRING	2	
54	90467-11028-00	CLIP	2	

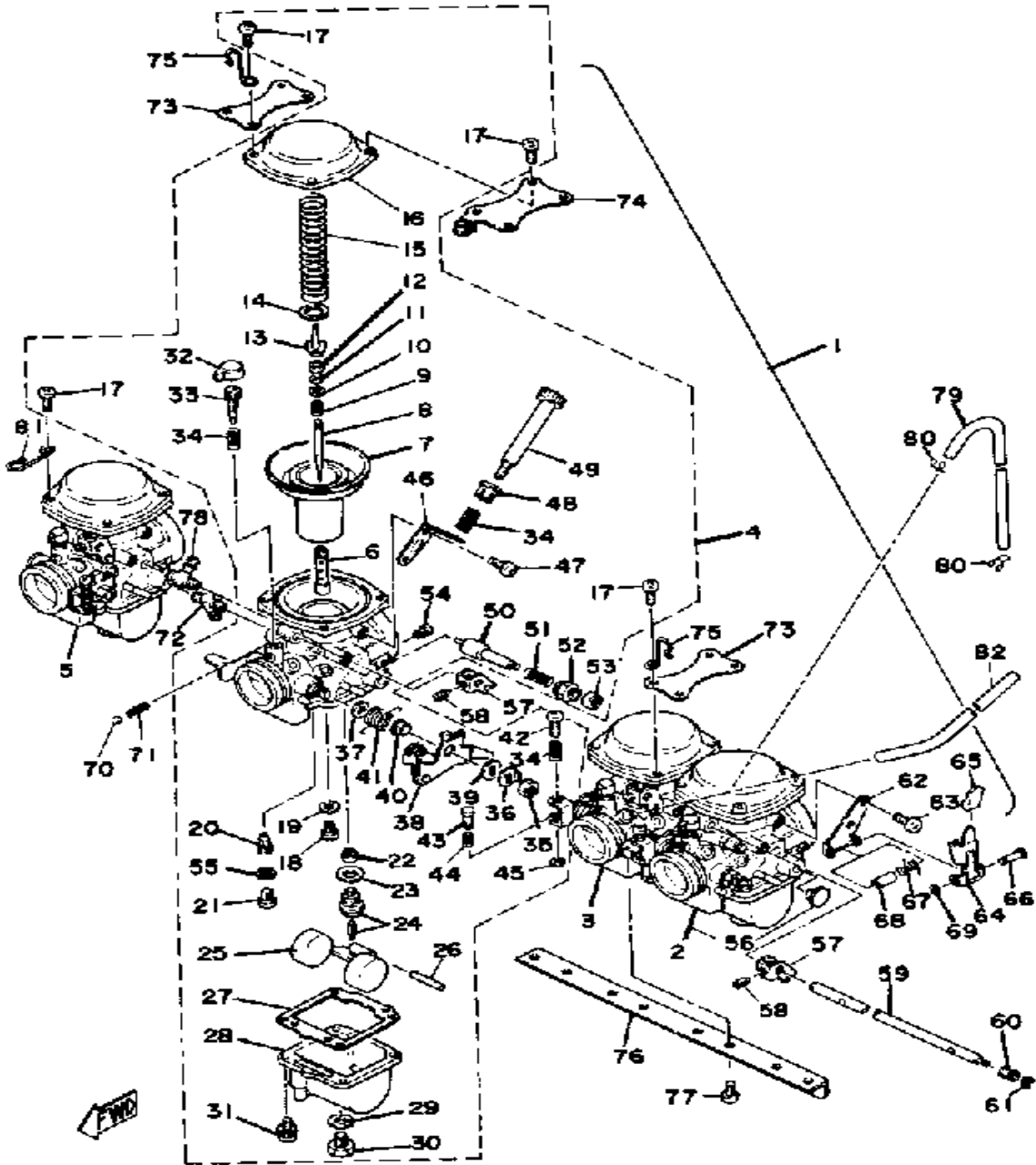
CARBURETOR



Ref. No.	Part Number	Description	Qty	Remarks
2	(2H7-14901-10-00)	CARBURETOR ASSEMBLY 1	1	
3	2H7-14902-11-00	. CARBURETOR ASSEMBLY 2 (2H7-14902-10)	1	
4	(2H7-14903-11-00)	CARBURETOR ASSEMBLY 3	1	
5	(2H7-14904-10-00)	CARBURETOR ASSEMBLY 4	1	
6	2H7-14941-02-00	.. NOZZLE, MAIN	4	
7	2F3-14940-00-00	.. DIAPHRAGM ASSEMBLY	4	
8	2H7-14116-06-00	.. NEEDLE	4	
9	2F0-14589-00-00	.. SPRING	4	
10	2F3-14952-00-00	.. WASHER	4	
11	256-14919-00-00	.. CLIP	4	
12	2F0-14918-00-00	.. RING	4	
13	(2F3-14946-00-00)	PLATE, NEEDLE FTNG	4	
14	2F0-14919-00-00	.. CLIP	4	
15	(2H7-14933-00-00)	SPRING, DIAPHRAGM	4	
16	(2A2-14958-00-00)	COVER, DIAPHRAGM	2	3
	(2H7-14958-00-00)	COVER, DIAPHRAGM	2	4
17	98580-05014-00	.. SCREW, PAN HEAD	16	
18	620-1423A-78-A0	.. JET, MAIN #137 5	4	
19	137-14153-00-00	.. WASHER, MAIN JET	4	
20	256-14142-42-A0	.. JET, PILOT #42 5	4	
21	2F1-14991-00-00	.. SCREW	4	
22	1J7-14994-00-00	.. NET, FILTER	4	
23	239-14195-00-00	.. WASHER, NEEDLE VALVE	4	
24	1J7-14190-20-00	.. NEEDLE VALVE ASSEMBLY	4	
25	2A2-14985-01-00	.. FLOAT	4	
26	537-14186-00-00	.. PIN, FLOAT	4	
27	2A2-14984-01-00	.. GASKET, FLOAT CHMBR	4	
28	(2A2-14981-32-00)	BODY, FLOAT CHAMBER	2	3

CONTINUED ON NEXT FRAME ►

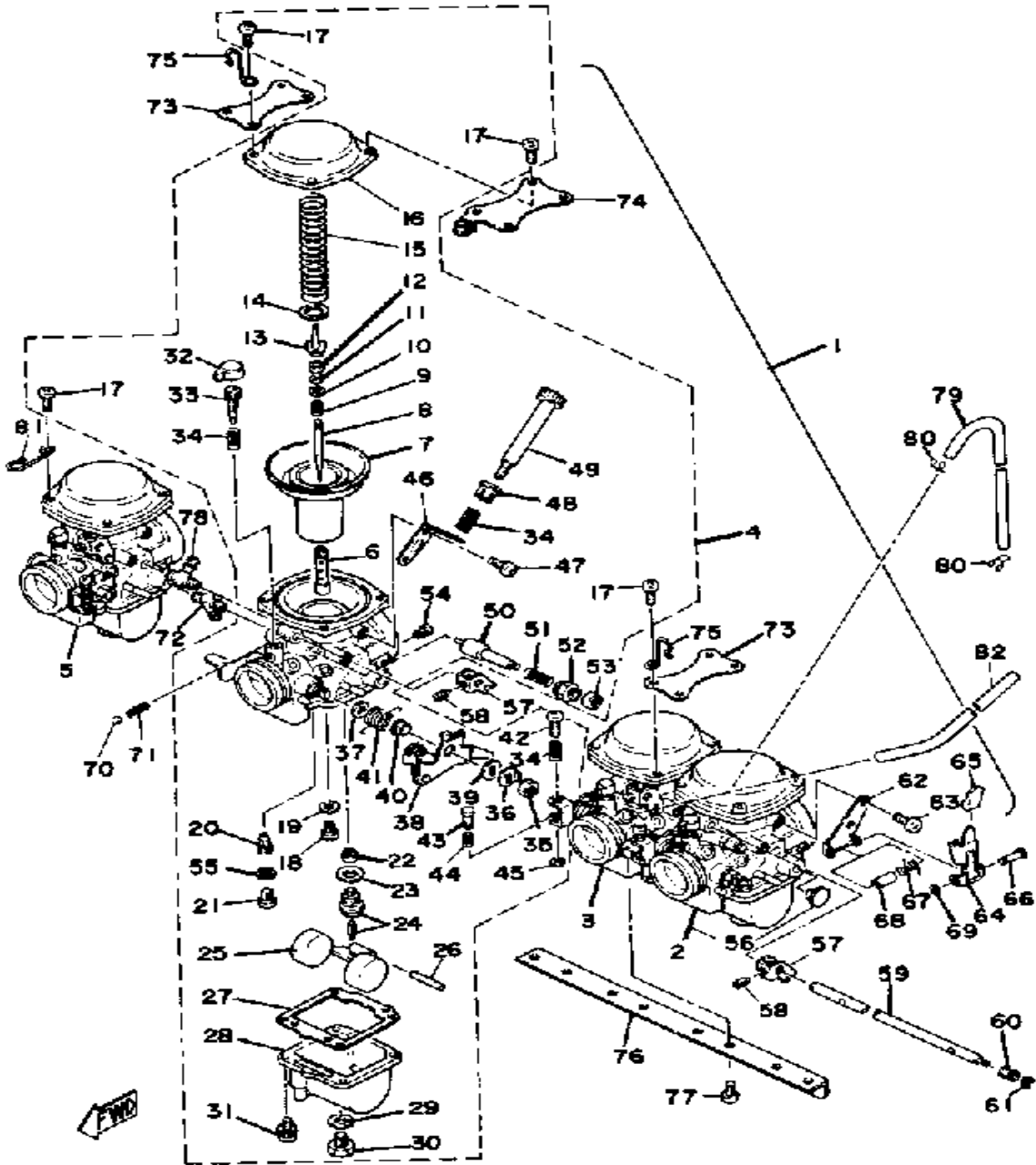
CARBURETOR



Ref. No.	Part Number	Description	Qty	Remarks
28	(2G2-14981-32-00)	BODY, FLOAT CHAMBER	1	EXCLUSIVE FOR CARBURETOR 1
	(2H7-14981-32-00)	BODY, FLOAT CHAMBER	1	EXCLUSIVE FOR CARBURETOR 4
29	1L9-14952-00-00	.. WASHER	4	
30	1A8-14991-00-00	.. SCREW	4	
31	(97601-05114-00)	SCREW, PN/HD.W/WSHR	16	
32	8A7-14969-00-00	.. CAP	4	
33	2A2-14923-00-00	.. SCREW, PILOT	4	
34	256-14934-01-00	.. SPRING, THRTL STOP	8	
35	95333-08600-00	.. NUT	4	
36	256-14953-00-00	.. WASHER	4	
37	2A2-14997-00-00	.. SEAL	4	
38	(2H7-14913-01-00)	LEVER, THROTTLE	1	
	(2H7-14963-00-00)	LEVER, THROTTLE 4	1	
	(2H7-14964-00-00)	LEVER, THROTTLE 2	1	
39	(306-14970-00-00)	VALVE, THROTTLE	2	4
40	(2H7-14918-00-00)	RING	1	EXCLUSIVE FOR CARBURETOR 3
41	(2H7-14931-00-00)	SPRING, THRTL LEVER	1	EXCLUSIVE FOR CARBURETOR 3
	(2H7-14932-00-00)	SPRING, THRTL 2	1	EXCLUSIVE FOR CARBURETOR 4
	(2H9-14931-00-00)	SPRING, THRTL LEVER	2	2
42	256-14922-01-00	.. SCREW, THROTTLE	3	
43	(2H7-14992-00-00)	ROD	3	
44	(584-14934-00-00)	SPRING, THRTL STOP	3	
45	(2H7-14937-00-00)	CLIP	3	
46	(2F3-14243-00-00)	PLATE	1	
47	98580-04008-00	.. SCREW, PAN HEAD	2	

CONTINUED ON NEXT FRAME ➤

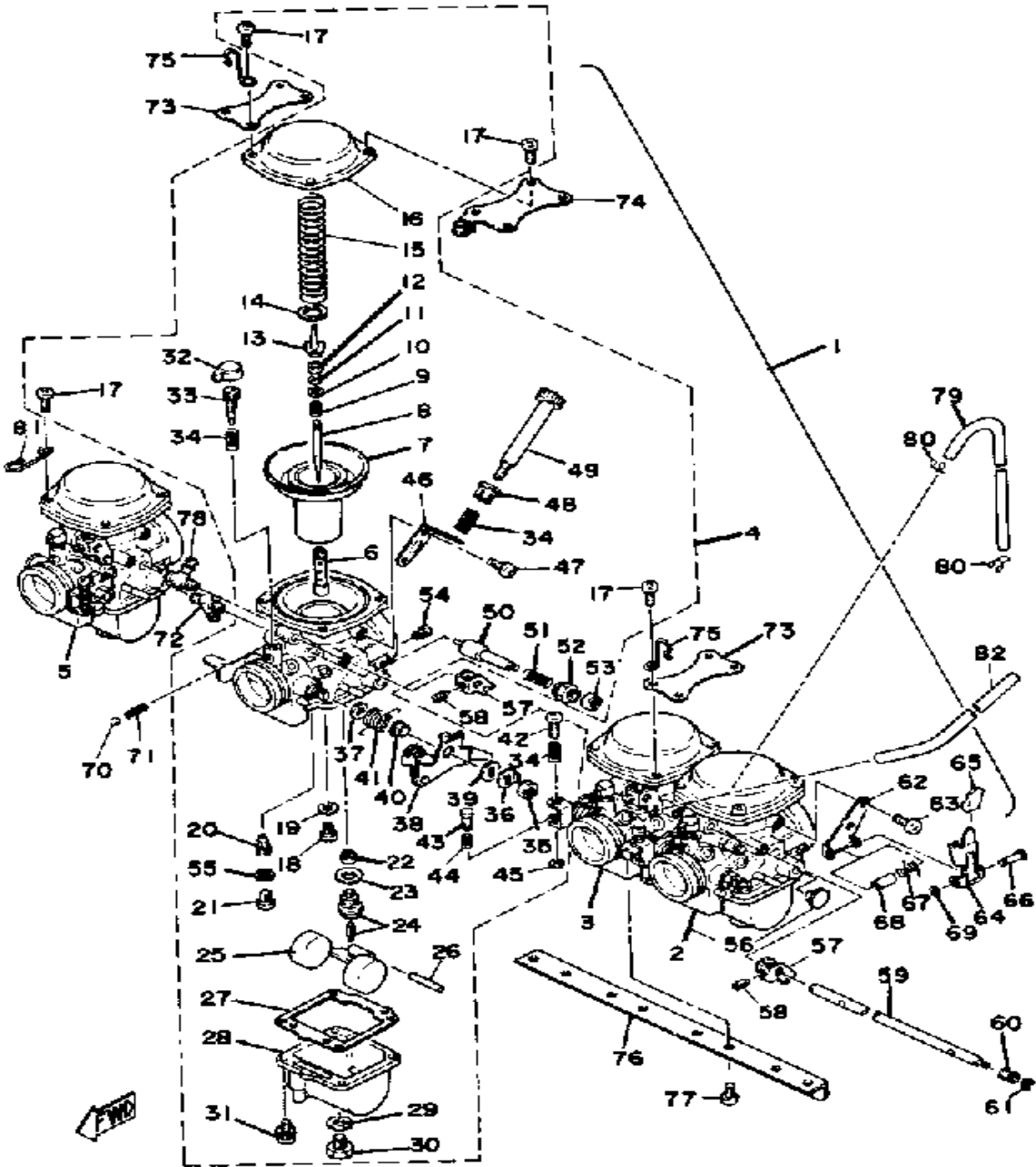
CARBURETOR



Ref. No.	Part Number	Description	Qty	Remarks
48	1J7-14998-00-00	.. BUSH	1	
49	(2H7-14922-00-00)	SCREW, THROTTLE	1	
50	2A2-14171-00-00	.. PLUNGER, STARTER	4	
51	256-14135-00-00	.. SPRING, PLUNGER	4	
52	2A2-14174-00-00	.. CAP, PLUNGER	4	
53	2A2-14173-00-00	.. COVER, PLUNGER CAP ...	4	
54	2A2-14172-36-00	.. PILOT JET, AIR #1 0	4	
55	341-14952-00-00	.. WASHER	4	
56	(2H7-14191-00-00)	PLUG, DRAIN	2	4
57	(2A2-14905-00-00)	LEVER, STARTER	4	
58	11V-14991-00-00	. SCREW	4	
59	(2H7-14978-00-00)	SHAFT, STARTER LVR	1	
60	2H7-14998-00-00	. BUSH	1	
61	737-14137-00-00	. CLIP	1	
62	3H3-14995-00-00	. BRACKET	1	
63	98580-04008-00	. SCREW, PAN HEAD	2	
64	2F3-14975-00-00	. LEVER, STARTER 1	1	
65	2F3-14968-00-00	. CAP	1	
66	2F3-14386-00-00	. PIN, FLOAT	1	
67	2F3-14938-00-00	. SPRING	1	
68	(2F3-14996-00-00)	PIPE	1	
69	2F3-14919-00-00	. CLIP	1	
70	93501-08001-00	. BALL	2	
71	583-14589-00-00	. SPRING	2	
72	1J7-14988-00-00	. PIPE, STARTER CON	2	
73	(2H7-14243-00-00)	PLATE	2	
74	(2H7-14926-01-00)	BRACKET, THROTTLE 1	1	
75	90462-13032-00	. CLAMP	2	
76	(2H7-14146-00-00)	PLATE	1	

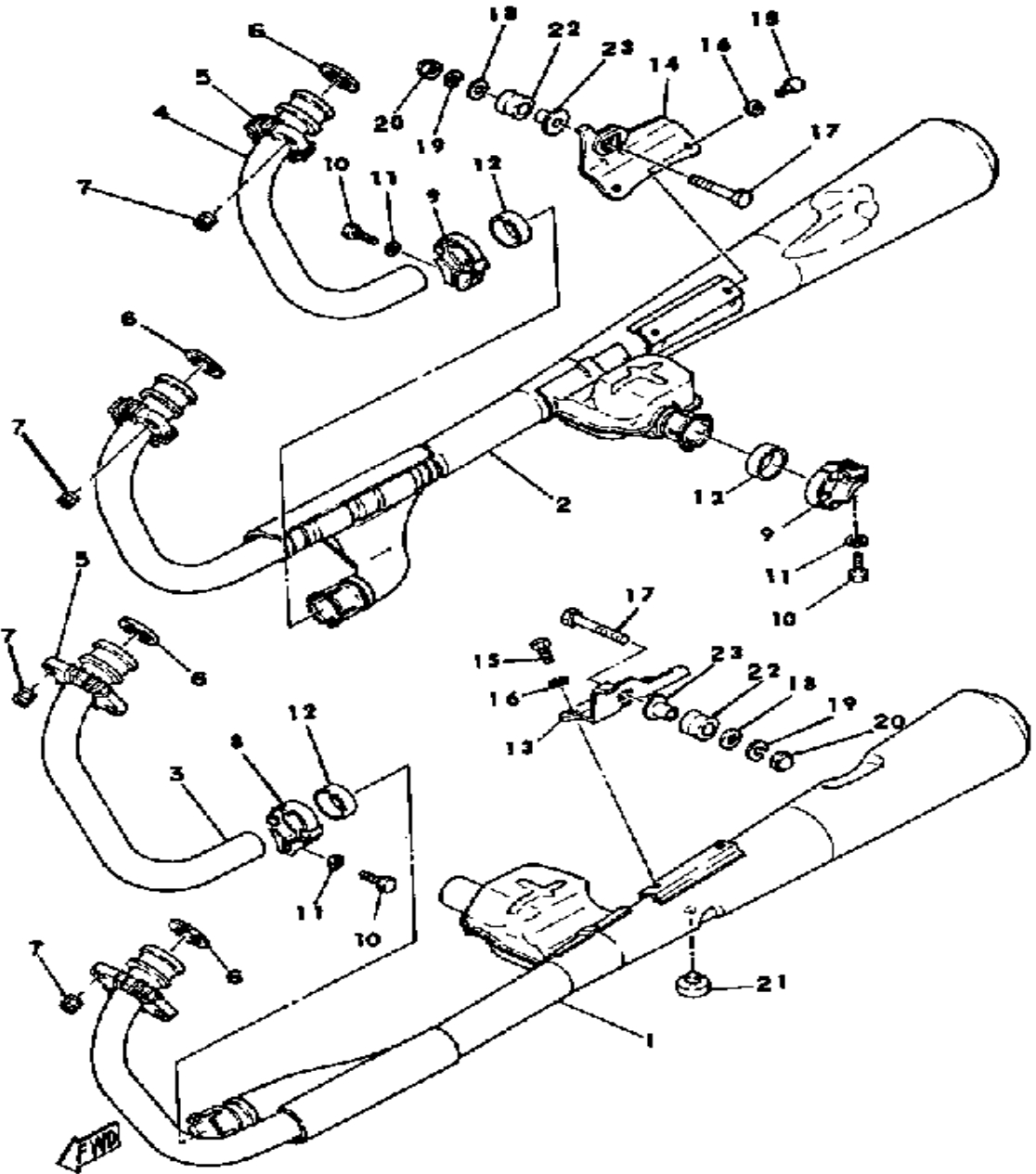
CONTINUED ON NEXT FRAME ➤

CARBURETOR



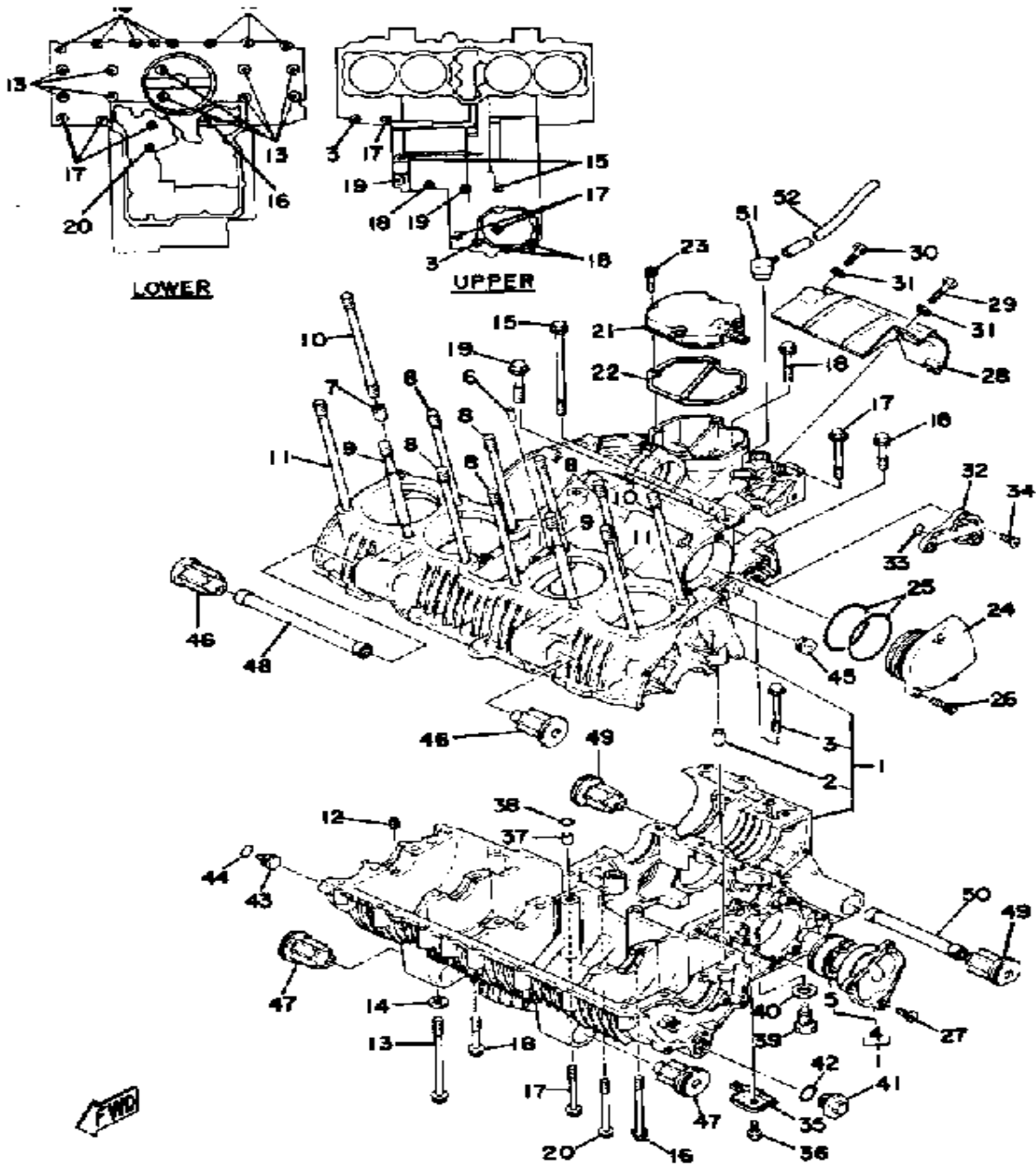
Ref. No.	Part Number	Description	Qty	Remarks
77	98503-06014-00	. SCREW, PAN HEAD (92502-06016)	8	
78	2H7-14988-00-00	. PIPE, STARTER CON	2	
79	90445-10365-00	HOSE	2	
80	90467-09006-00	CLIP	4	
81	(90468-20072-00)	CLIP	1	
82	90445-07378-00	HOSE	1	

EXHAUST



Ref. No.	Part Number	Description	Qty	Remarks
1	2H7-W1471-80-00	MUFFLER 1	1	491~
2	2H7-W1472-80-00	MUFFLER 2	1	
3	2H7-14621-02-00	PIPE, EXHAUST R	1	491~
4	2H7-14631-02-00	PIPE, EXHAUST 3	1	491~
5	2H7-14612-00-00	NUT, RING	2	
6	4BE-14613-00-00	GASKET, EXHAUST PIPE	4	
7	90179-08599-00	NUT	8	
8	26H-14797-00-00	BAND, silence 4	1	
9	26H-14796-00-00	BAND, silencer 4	2	
10	97013-08025-00	BOLT	3	
11	92901-08600-00	WASHER	3	
12	1L9-14714-01-00	GASKET, MUFFLER	3	
13	(2H7-14771-00-00)	STAY, MUFFLER 1	1	
14	(2H7-14781-00-00)	STAY, MUFFLER 2	1	
15	97313-08016-00	BOLT, HEXAGON	4	
16	92990-08100-00	WASHER	4	
17	90101-10568-00	BOLT	2	
18	90201-10669-00	WASHER, PLATE	2	
19	92990-10100-00	WASHER, SPRING	2	
20	90176-10009-00	NUT, CROWN	2	
21	1J7-27114-00-00	STOPPER, MAIN STAND	1	
22	2H7-27414-00-00	DAMPER, FOOTREST	2	
23	90387-10636-00	COLLAR	2	

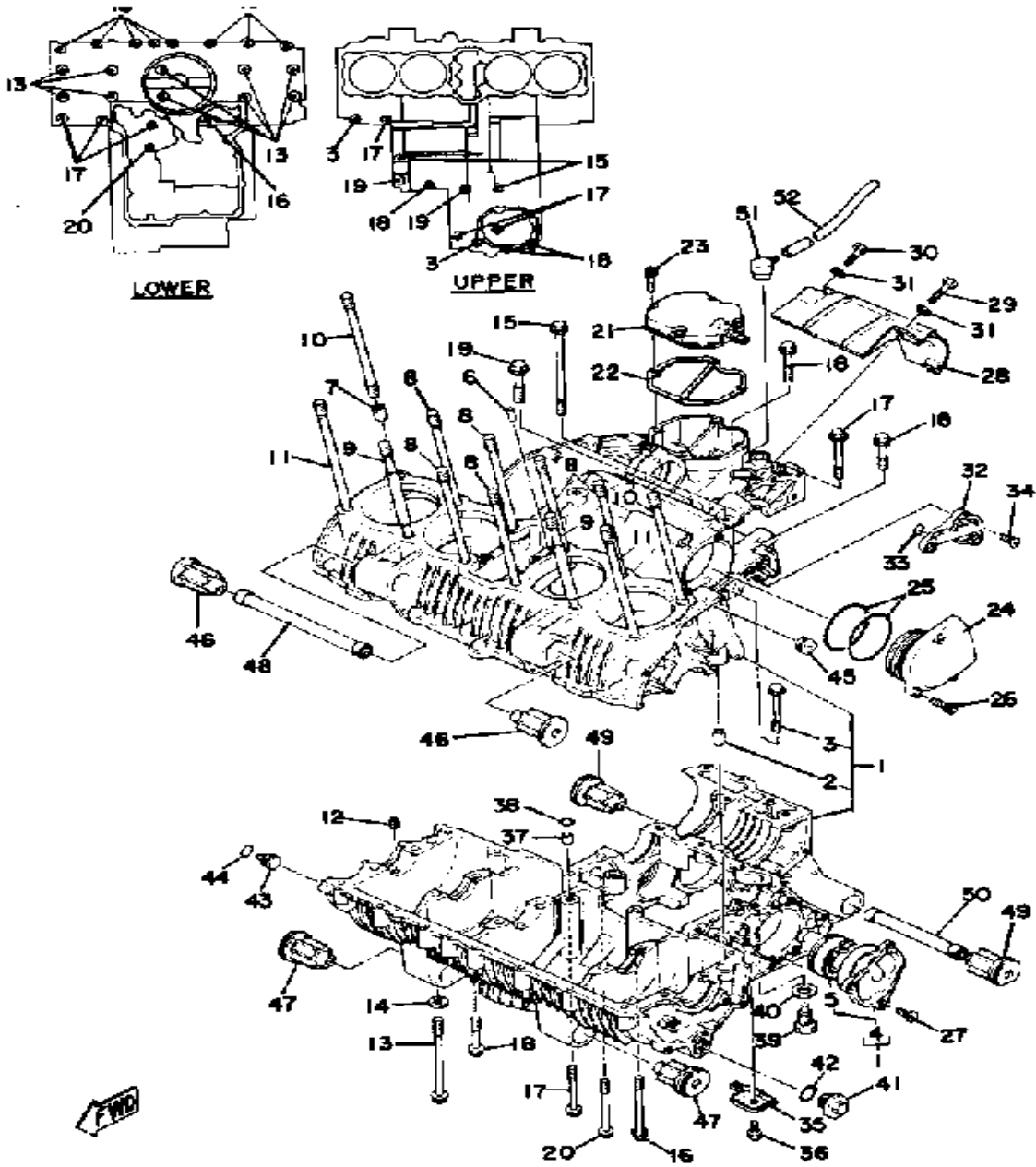
CRANKCASE



Ref. No.	Part Number	Description	Qty	Remarks
1	(2H7-15100-02-00)	CRANKCASE ASSEMBLY	1	
2	99510-12016-00	. PIN, DOWEL	2	
3	95811-06065-00	. BOLT, FLANGE	2	M6-65L
4	2H7-W1516-00-10	. BRNG HSNG CMPLT 2	1	U.R. MARKED A
	2H7-W1516-00-20	. BRNG HSNG CMPLT 2	1	U.R. MARKED B
5	93304-20501-00	.. BEARING	1	
6	93605-14143-00	PIN, DOWEL	2	
7	99530-14016-00	PIN, DOWEL	2	
8	90116-10273-00	BOLT, STUD	6	M10-154L
9	2F3-11363-00-00	BOLT, CYLINDER HOLDING 3	2	
10	90116-10275-00	BOLT, STUD	2	M10-184L
11	90116-10274-00	BOLT, STUD	2	M10-177L
12	(2H7-15138-00-00)	NOZZLE 1	3	
13	90105-08114-00	BOLT, WASHER BASED	10	M8-115L
14	90201-094G1-00	WASHER, PLATE	8	
15	95811-08125-00	BOLT, FLANGE (91011-08125-00)	2	M8-125L
16	95811-06085-00	BOLT, FLANGE	1	M6-85L
17	95811-06065-00	BOLT, FLANGE	6	M6-65L
18	95811-06045-00	BOLT, flange (95812-06045-00)	11	M6-45L
19	95811-08045-00	BOLT, FLANGE (JN5)	2	M8-45L
20	95811-08075-00	BOLT, FLANGE	1	M8-75L
21	2H7-11168-00-00	COVER, BREATHER	1	
22	2H7-11169-00-00	GASKET, BRTHR COVER	1	
23	91311-06025-00	BOLT, SOCKET HEAD	4	
24	2H7-15163-00-00	HOUSING, BEARING 1	1	
25	93210-60538-00	O-RING	2	
26	91311-06025-00	BOLT, SOCKET HEAD	3	
27	90149-06126-00	SCREW, SPEC'L SHAPE	3	

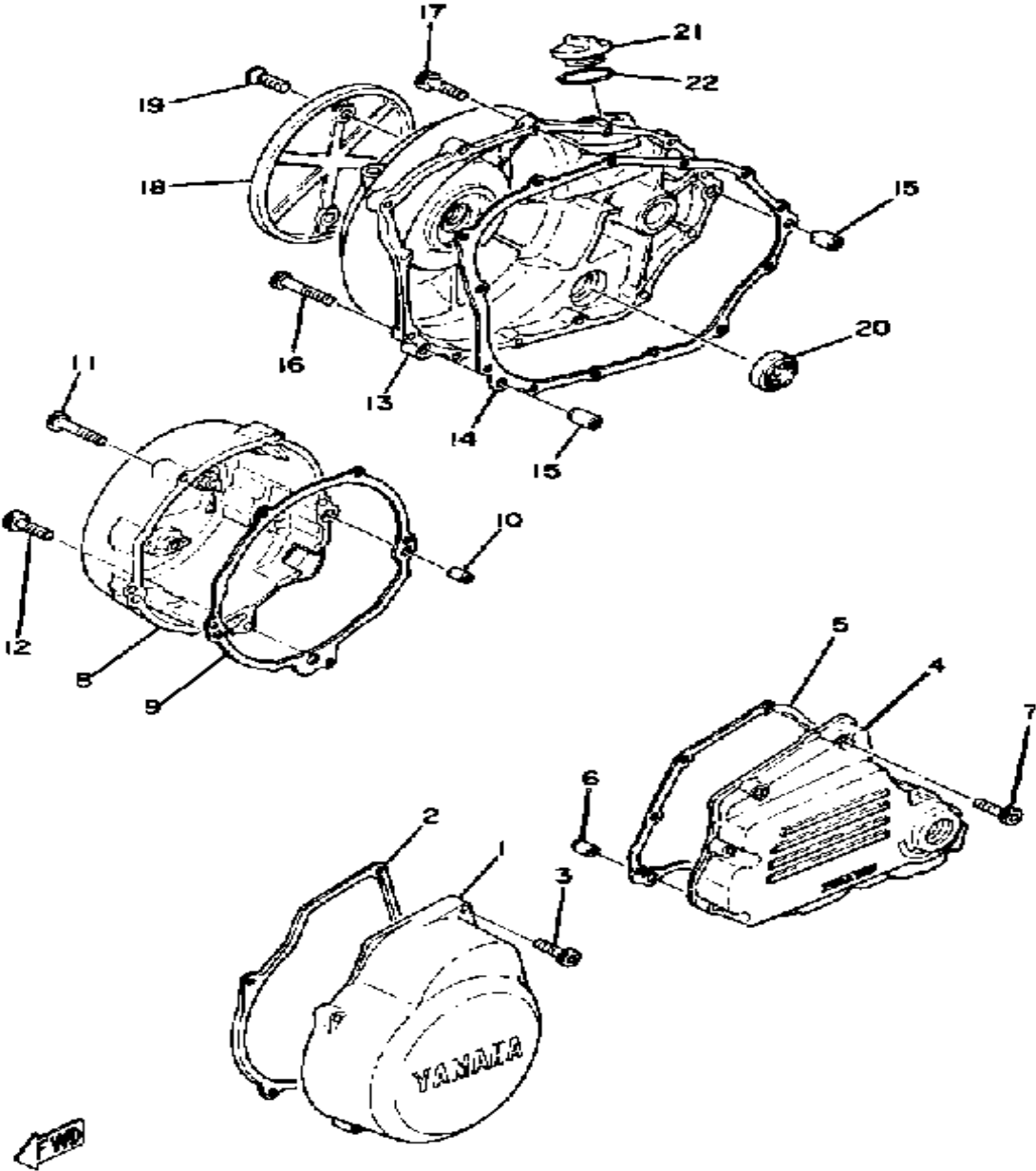
CONTINUED ON NEXT FRAME ►

CRANKCASE



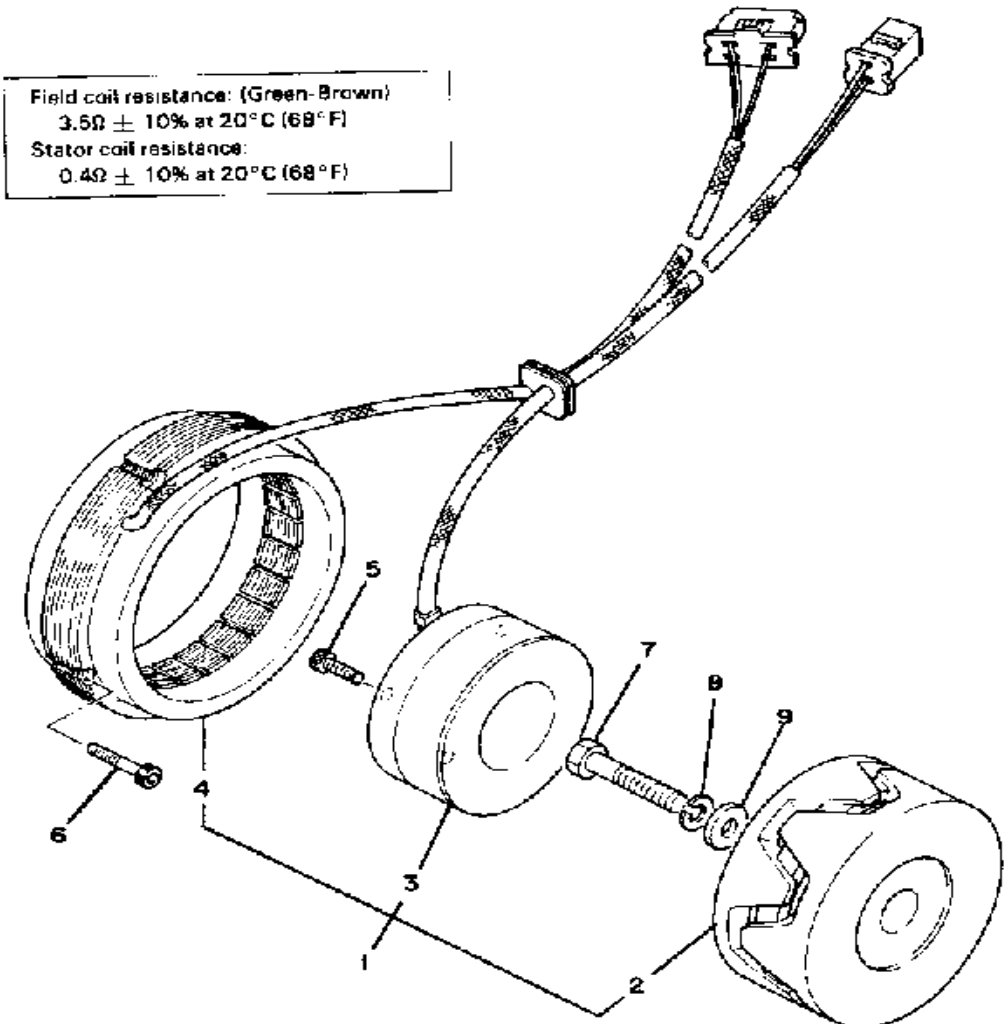
Ref. No.	Part Number	Description	Qty	Remarks
28	(2H7-15436-00-00)	COVER, STRTG MOTOR	1	
29	97021-06030-00	BOLT	2	
30	97011-06020-00	BOLT	1	
31	90201-061A5-00	WASHER, PLATE	3	
32	2H7-15148-00-00	NOZZLE 2	1	
33	93210-09350-00	O-RING	1	
34	90149-06126-00	SCREW, SPEC'L SHAPE	3	
35	(2H7-15155-00-00)	NOZZLE 3	1	
36	97313-06016-00	BOLT, HEXAGON	1	
37	99530-10014-00	PIN, DOWEL	1	
38	93210-09350-00	O-RING	1	
39	90340-14118-00	PLUG, STRAIGHT	1	
40	214-11198-01-00	GASKET	1	
41	90340-18073-00	PLUG	1	
42	93210-18319-00	O-RING	1	
43	90338-13084-00	PLUG, SPEC'L SHAPE	1	
44	93210-13361-00	O-RING	1	
45	90480-11224-00	GROMMET	1	
46	2H7-15316-01-00	DAMPER, ENG MOUNT 1	2	
47	2H7-15336-00-00	DAMPER, ENGINE MOUNT 3	2	
48	(2H7-15317-00-00)	SPACER, ENG MOUNT	1	
49	36Y-15326-00-00	DAMPER, ENGINE MOUNT 2 (2H7-15326-01-00)	2	
50	2H7-15327-00-00	SPACER, ENG MOUNT	1	
51	2H7-17591-01-00	BREATHER	1	
52	90445-07039-00	HOSE	1	

CRANKCASE COVER



Ref. No.	Part Number	Description	Qty	Remarks
1	2H7-15416-02-00	COVER, OIL PUMP	1	
2	2H7-15456-00-00	GASKET, O/PMP CVR 1	1	
3	91311-06025-00	BOLT, SOCKET HEAD	4	
4	2H7-15411-00-00	COVER, CRANKCASE L	1	
5	2H7-15461-00-00	GASKET, CRCS CVR 2	1	
6	99510-08016-00	PIN, DOWEL	2	
7	91311-06025-00	BOLT, SOCKET HEAD	9	
8	2H7-15415-00-00	COVER, GENERATOR	1	
9	2H7-15455-00-00	GASKET 1	1	
10	99510-08016-00	PIN, DOWEL	2	
11	91311-06035-00	BOLT, SOCKET HEAD	3	
12	91311-06025-00	BOLT, SOCKET HEAD	2	
13	2H7-15431-00-00	COVER, CRANKCASE 3	1	
14	2H7-15451-00-00	GASKET, CRCS COVER	1	
15	99510-08016-00	PIN, DOWEL	2	
16	91311-06035-00	BOLT, SOCKET HEAD	3	
17	91311-06025-00	BOLT, SOCKET HEAD	10	
18	2H7-15417-00-00	COVER, CAP	1	
19	98603-06018-00	SCREW, OVAL HEAD	2	
20	2H7-15361-00-00	GAUGE, LEVEL	1	
21	2H7-15363-00-00	PLUG, OIL	1	
22	93210-27778-00	O-RING	1	

A - C - GENERATOR



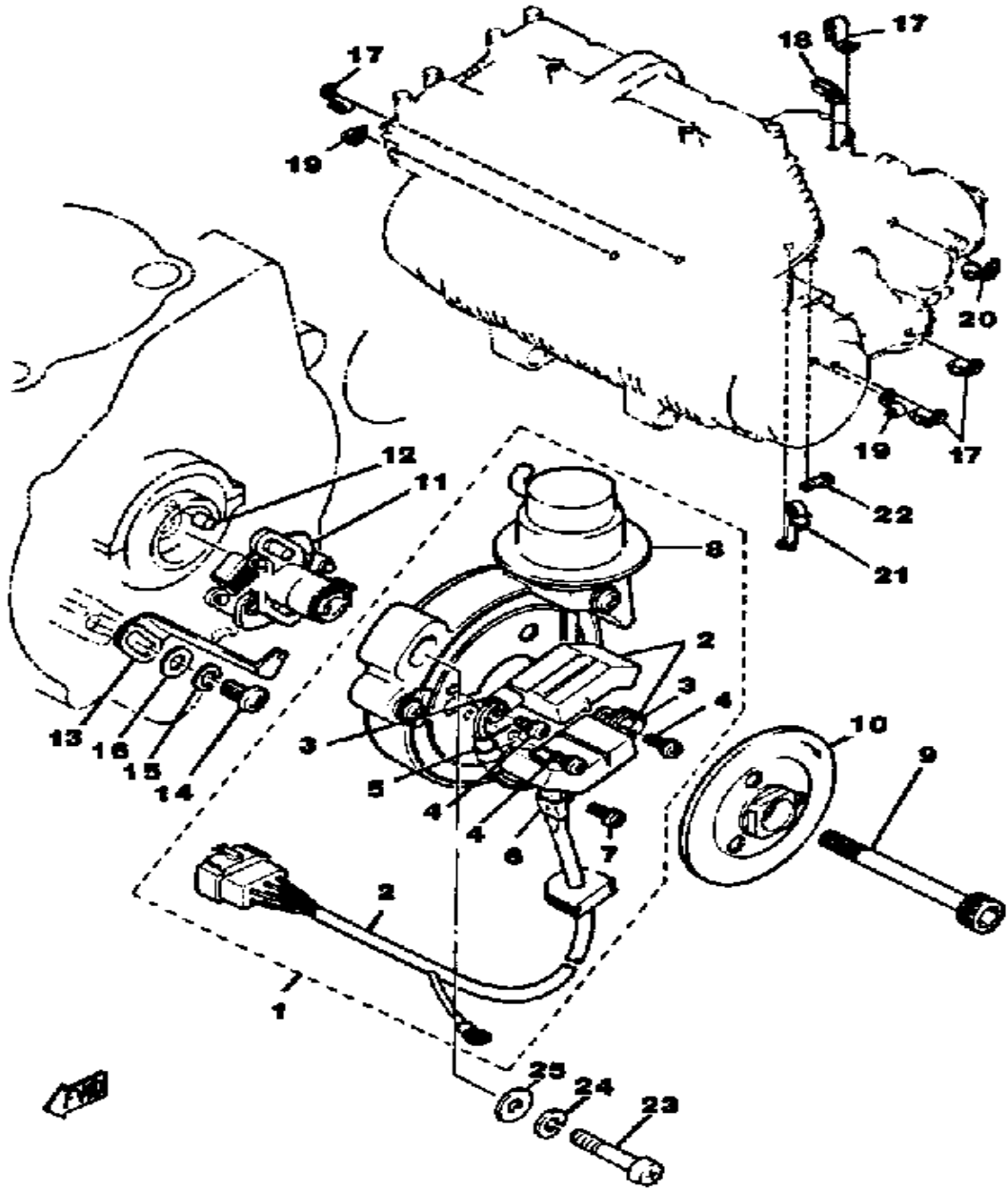
Field coil resistance: (Green-Brown)
 $3.5\Omega \pm 10\%$ at 20°C (68°F)
 Stator coil resistance:
 $0.4\Omega \pm 10\%$ at 20°C (68°F)

Ref. No.	Part Number	Description	Qty	Remarks
1	2H7-81600-10-00	AC GENERATOR ASSEMBLY	1	
2	(2H7-81650-10-00)	ROTOR ASSEMBLY	1	
3	2H7-81660-10-00	FIELD COIL ASSEMBLY	1	
4	2H7-81610-10-00	STATOR ASSEMBLY	1	
5	91311-06016-00	BOLT, SOCKET HEAD	3	
6	90110-06138-00	BOLT, HEX SKT HEAD	4	
7	90101-10188-00	BOLT	1	
8	92990-10100-00	WASHER, SPRING	1	
9	90201-102J5-00	WASHER, PLATE	1	

CHARGING SYSTEM	AC Generator / 3 Phase / Full Wave
Battery: Model / Spec. Grav. / Chg. Rate	GS GM18Z-3A (12V 20AH) / 1.28 / 2.0A
Maximum Output	14.5V-20A @ 5000 rpm
TROUBLESHOOTING	
Field Coil Color Code / Ω	4star: Grn ~ Blk/3.5 $\Omega \pm 10\%$ 5star: Wht ~ Wht/0.4 $\Omega \pm 10\%$

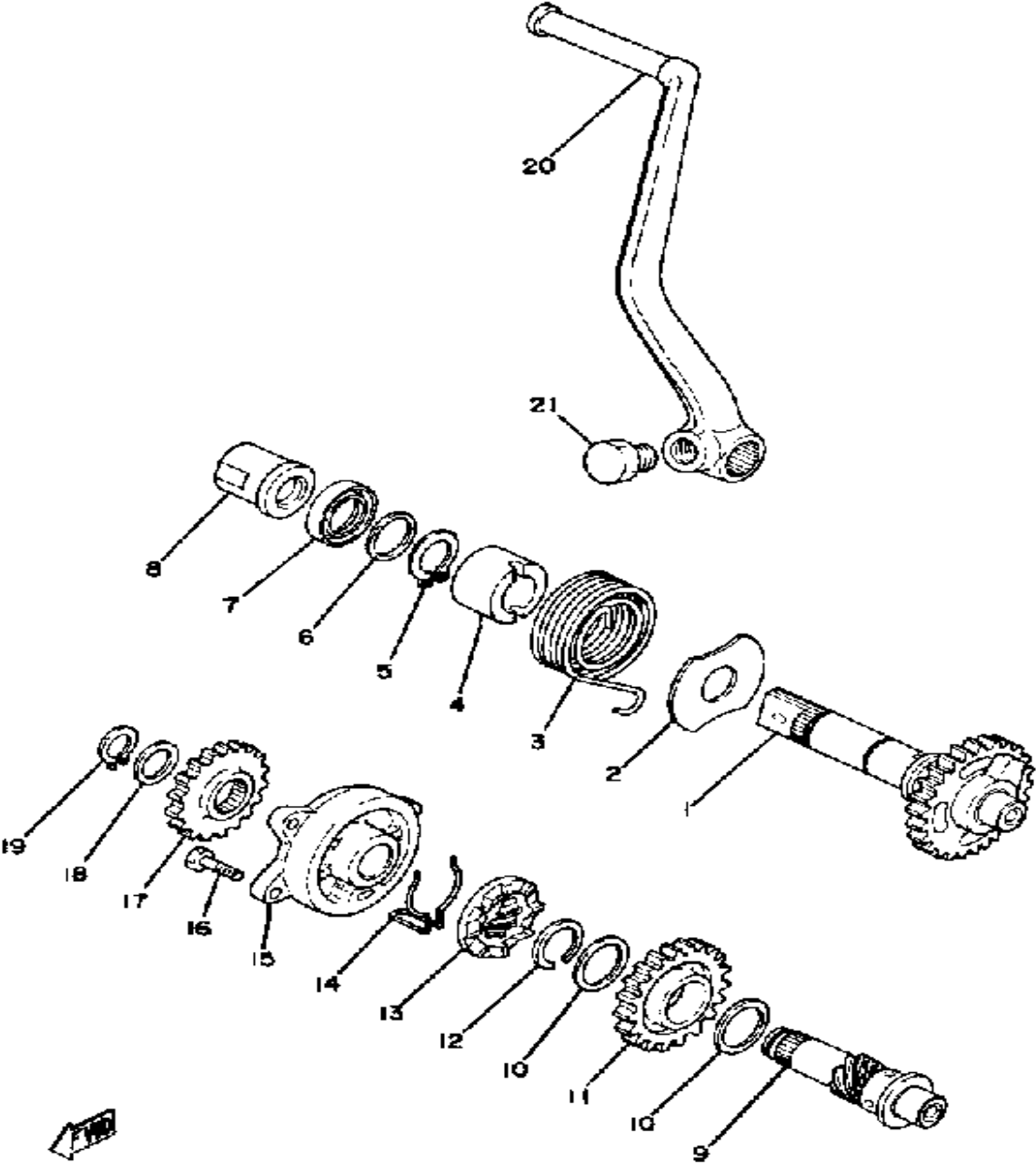
PICKUP COIL - GOVERNOR

Pulse Coil or Pick-up Coil Color Code / Ω Org ~ Blu, Gry ~ Blk / 720 ± 20%



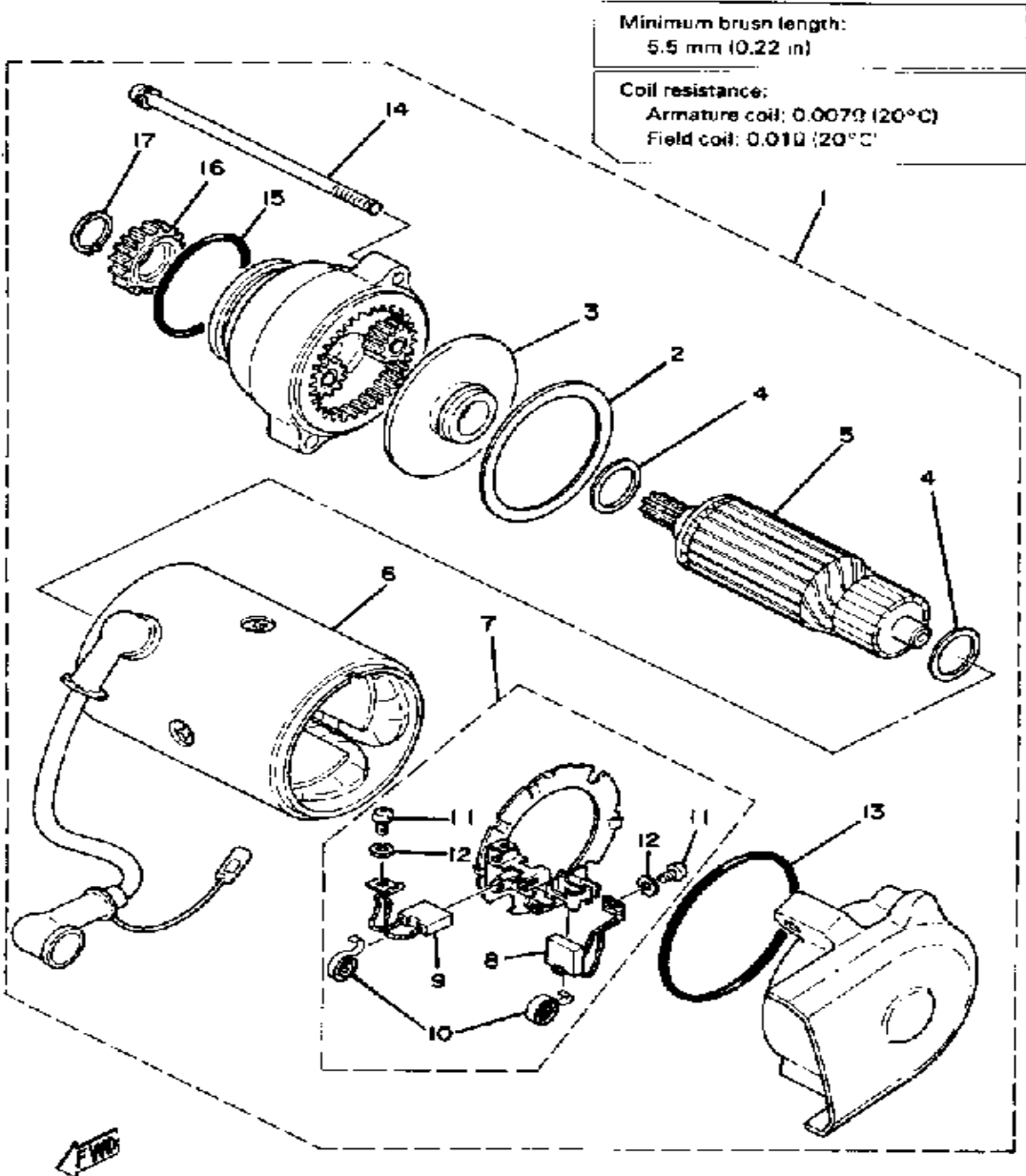
Ref. No.	Part Number	Description	Qty	Remarks
1	2H7-81671-10-00	BASE, PICKUP	1	
2	2H7-81676-10-00	. PULSER COIL ASSEMBLY ..	1	
3	(2H7-81678-10-00)	CLAMP 2	2	
4	98580-04008-00	. SCREW, PAN HEAD	3	
5	(2H7-81679-10-00)	CLAMP 3	1	
6	(2H7-81677-10-00)	CLAMP 1	1	
7	(2H7-81646-10-00)	SCREW 2	1	
8	(3H5-81683-09-00)	DIAPHRAGM ASSEMBLY	1	
9	91316-08075-00	BOLT, SOCKET HEAD	1	
10	2H7-81672-10-00	PLATE, TIMING 2	1	
11	2H7-81653-11-00	GOVERNOR ASSEMBLY	1	
12	93604-08071-00	PIN, DOWEL	1	
13	2H7-81632-01-00	PLATE, TIMING	1	
14	98580-06012-00	SCREW, PAN HEAD	1	
15	92995-06100-00	WASHER, SPRING	1	
16	90201-061A5-00	WASHER, PLATE	1	
17	90465-06332-00	CLAMP	4	
18	(90465-10123-00)	CLAMP	1	
19	90465-08277-00	CLAMP	2	
20	(90465-10137-00)	CLAMP	1	
21	90465-08135-00	CLAMP	1	
22	(90465-08136-00)	CLAMP	1	
23	98580-06030-00	SCREW PAN HEAD	2	
24	92995-06100-00	WASHER, SPRING	2	
25	90201-06M08-00	WASHER, PLATE	2	

STARTER



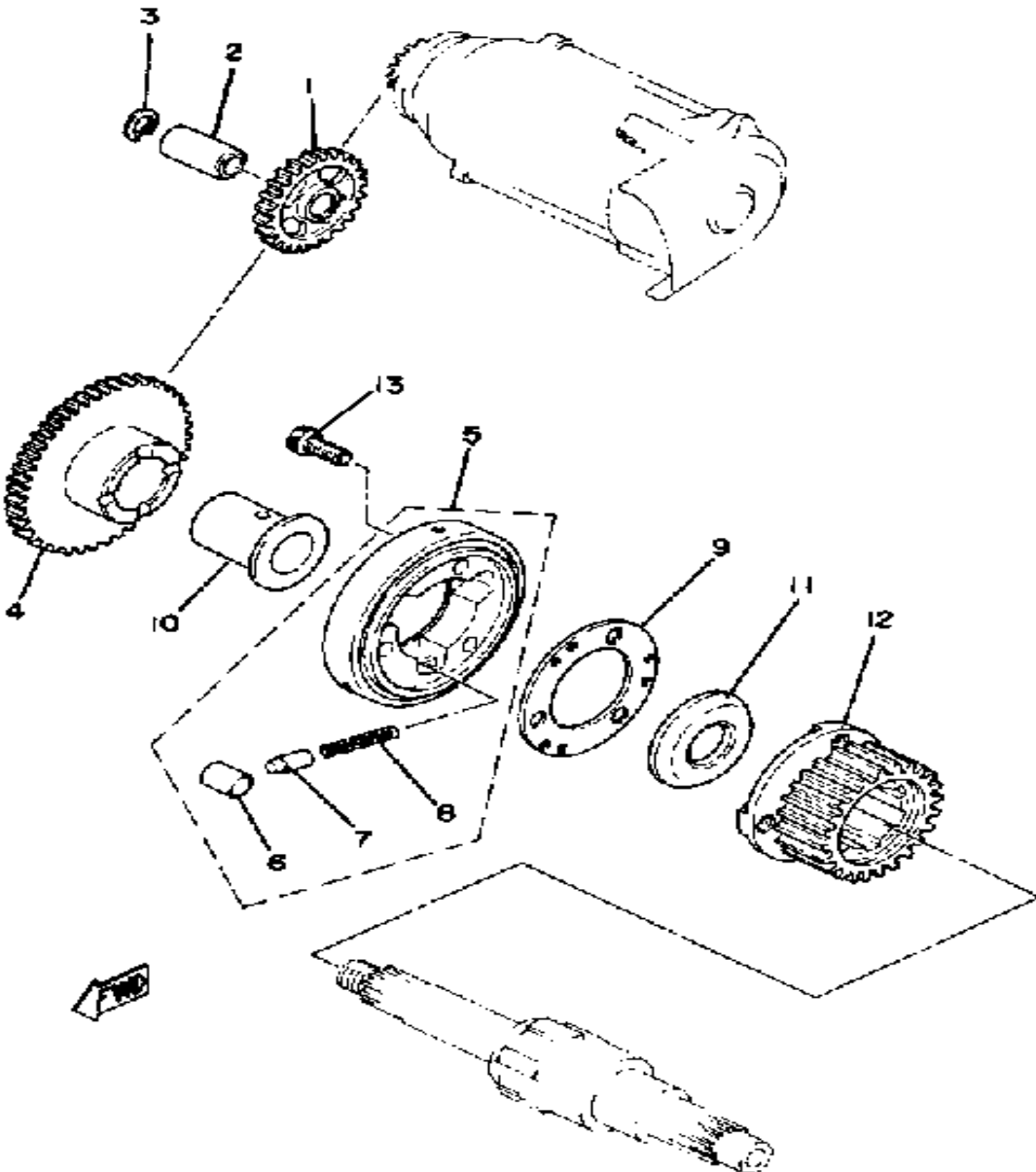
Ref. No.	Part Number	Description	Qty	Remarks
1	(2H7-15660-00-00)	KICK AXLE ASSEMBLY	1	
2	278-15676-00-00	COVER, SPRING	1	
3	90508-30051-00	SPRING, TORSION	1	
4	371-15666-00-00	SPACER	1	
5	99009-20400-00	CIRCLIP	1	
6	90201-20266-00	WASHER, PLATE (1.0T)	1	
7	93102-20108-00	OIL SEAL	1	
8	2H7-15662-01-00	COVER, KICK AXLE	1	
9	(2H7-W1565-00-00)	KICK-SHAFT CMLPT 2	1	
10	256-17165-00-10	UNAVAILABLE IN PRICE BOOK (90201-25287)	2	
11	(2H7-15515-00-00)	GEAR 3	1	
12	93440-25084-00	CIRCLIP	1	
13	(2H7-15671-00-00)	WHEEL, RATCHET	1	
14	(371-15687-00-00)	CLIP	1	
15	2H7-15654-00-00	HOLDER, KICK GEAR	1	
16	97011-06020-00	BOLT	3	
17	(2H7-15514-00-00)	GEAR 2	1	
18	(150-17417-00-10)	SHIM 1	1	
19	93410-17037-00	CIRCLIP	1	
20	(2H7-15611-00-00)	CRANK, KICK	1	
21	2H7-15623-00-00	BOLT, KICK CRANK	1	

STARTING MOTOR



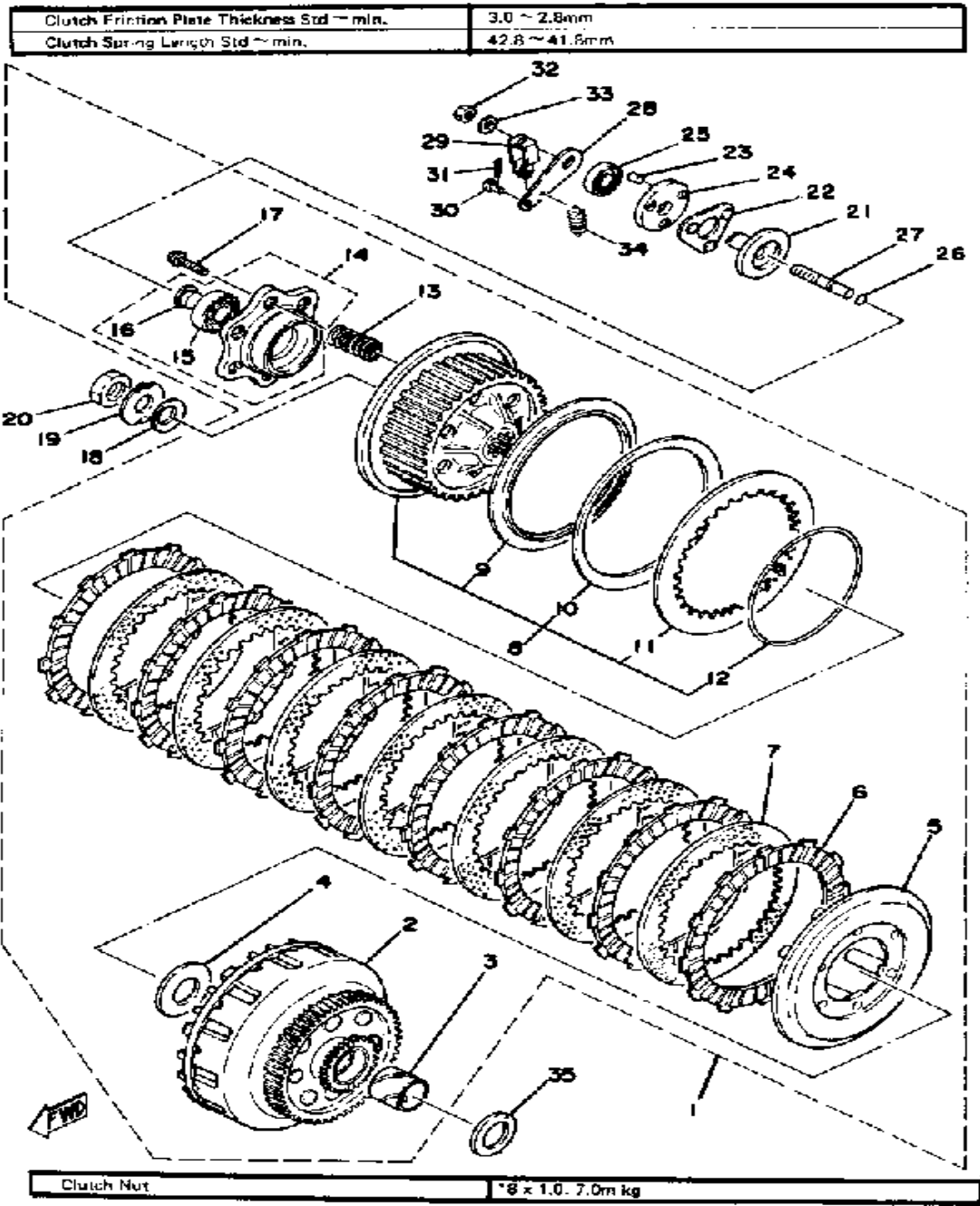
Ref. No.	Part Number	Description	Qty	Remarks
1	2H7-81800-60-00	STARTING MOTOR ASSEMBLY	1	
2	371-81844-20-00	. GASKET	1	
3	(371-81845-20-00)	PLATE	1	
4	371-81809-20-00	. WASHER KIT	1	
5	3J2-81850-60-00	. ARMATURE ASSEMBLY	1	
6	2H7-81810-60-00	. STATOR ASSEMBLY	1	
7	371-81840-20-00	. BRUSH HOLDER ASSEMBLY	1	
8	371-81811-20-00	.. BRUSH 1	1	
9	371-81812-20-00	.. BRUSH 2	1	
10	371-81813-20-00	.. SPRING, BRUSH	2	
11	98580-03008-00	.. SCREW, PAN HEAD	2	
12	92990-03100-00	.. WASHER, SPRING (92901-03100)	2	
13	371-81847-20-00	. O-RING	1	
14	371-81826-20-00	. BOLT	2	
15	1J7-81847-60-00	. O-RING	1	
16	1J7-15511-00-00	. GEAR, STARTING MTR	1	
17	99009-12400-00	. CIRCLIP	1	

STARTER CLUTCH



Ref. No.	Part Number	Description	Qty	Remarks
1	2H7-15512-00-00	GEAR, IDLER 1	1	
2	(2H7-15521-00-00)	SHAFT 1	1	
3	99009-17500-00	CIRCLIP	1	
4	2H7-15517-00-00	GEAR, IDLER 2	1	
5	2H7-15580-01-00	STR CLUTCH OTR ASSEMBLY	1	
6	93615-17125-00	. PIN, DOWEL	3	
7	1J7-15583-01-00	. CAP, STARTER CLUTCH SPRING	3	
8	90501-04503-00	. SPRING, COMPRESSION	3	
9	(2H7-15589-00-00)	PLATE, CLUTCH COVER	1	
10	90560-25174-00	SPACER	1	
11	90209-25169-00	WASHER, SPEC'L SHAP	1	
12	2H7-11537-00-00	GEAR, DRIVEN	1	
13	91316-08018-00	BOLT, SOCKET HEAD	3	

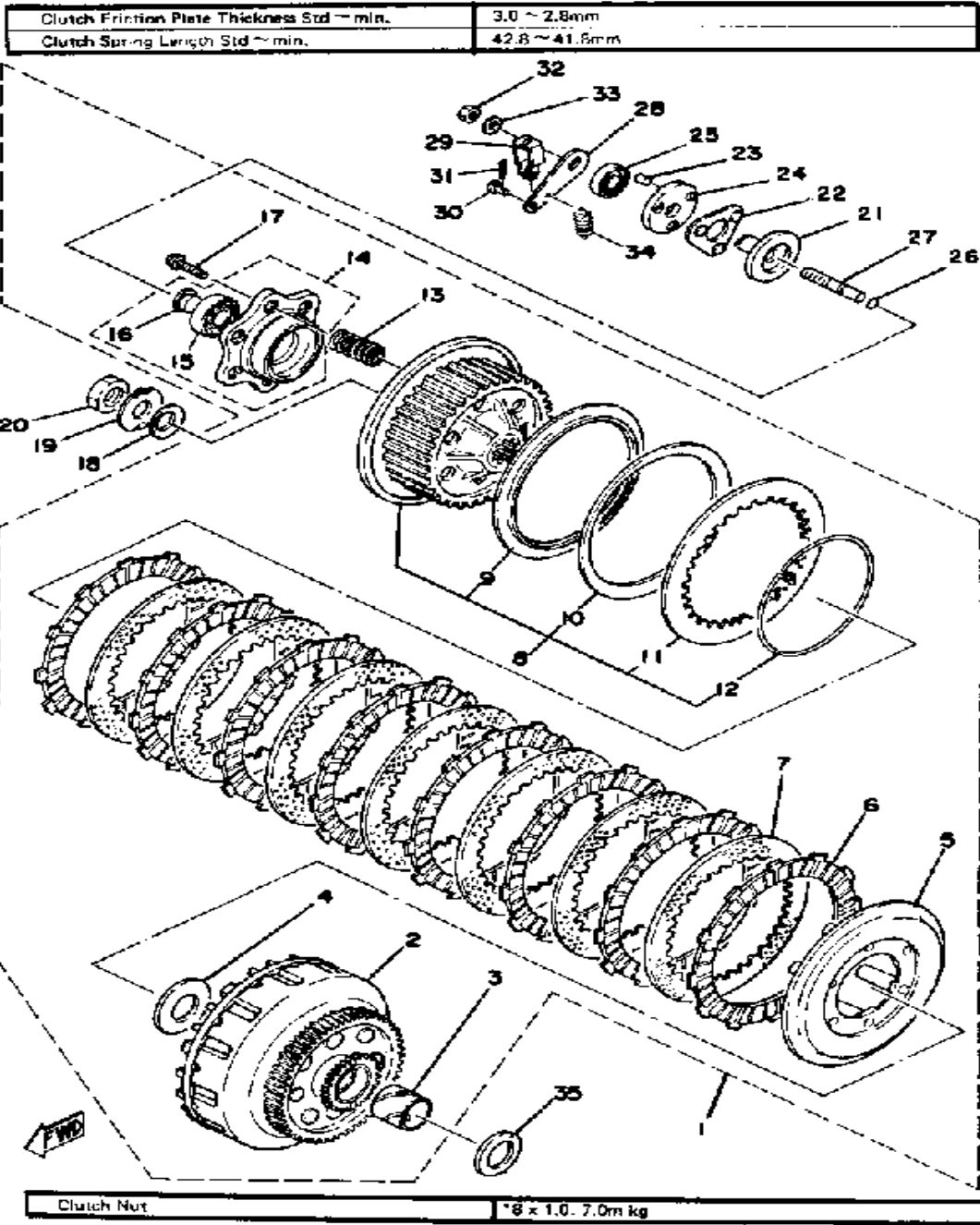
CLUTCH



Ref. No.	Part Number	Description	Qty	Remarks
1	(2H7-16301-01-00)	CLUTCH ASSEMBLY	1	
2	(2H7-16150-01-10)	PRI DRVN GEAR	1	U.R.TYPE I
	(2H7-16150-01-20)	PRI DRVN GEAR	1	U.R.TYPE II
3	2H7-16181-00-10	. SPACER 1	1	U.R.TYPE I
	2H7-16181-00-20	. SPACER 1	1	U.R.TYPE II
4	170-16164-00-00	. PLATE, THRUST 2	1	
5	2H7-16352-00-00	. PLATE, PRESSURE 2	1	
6	341-16321-13-00	. PLATE, FRICTION	8	
7	2H7-16325-00-00	. PLATE, CLUTCH 2	7	
8	2H7-16370-00-00	. CLUTCH BOSS ASSEMBLY ..	1	
9	2H7-16384-00-00	.. PLATE, SEAT	1	
10	2H7-16383-00-00	.. SPRING, CLUTCH BOSS ...	1	
11	2H7-16324-00-00	.. PLATE, CLUTCH 1	1	
12	2H7-16385-00-00	.. RING, CLUTCH BOSS	1	
13	90501-23142-00	. SPRING, COMPRESSION	6	
14	2H7-W1635-00-00	. PRESS PLATE CMPL 1	1	
15	93306-00315-00	.. BEARING (6003SH2C4)	1	
16	2H7-16386-00-00	.. PIECE, CLUTCH PUSH	1	
17	95811-06025-00	. BOLT, FLANGE	6	
18	90208-18025-00	WASHER, CONICAL SPRING ..	1	
19	90215-19139-00	WASHER, LOCK	1	
20	90170-18221-00	NUT	1	
21	2H7-16341-00-00	SCREW, PUSH	1	
22	2H7-16395-01-00	RETAINER, BALL	1	
23	93606-07082-00	PIN, DOWEL	1	
24	2H7-16396-00-00	HOUSING, PUSH SCREW	1	
25	93104-14059-00	OIL SEAL, SO-TYPE	1	
26	93210-48364-00	O-RING	1	
27	2H7-16343-00-00	SCREW, ADJUSTING	1	

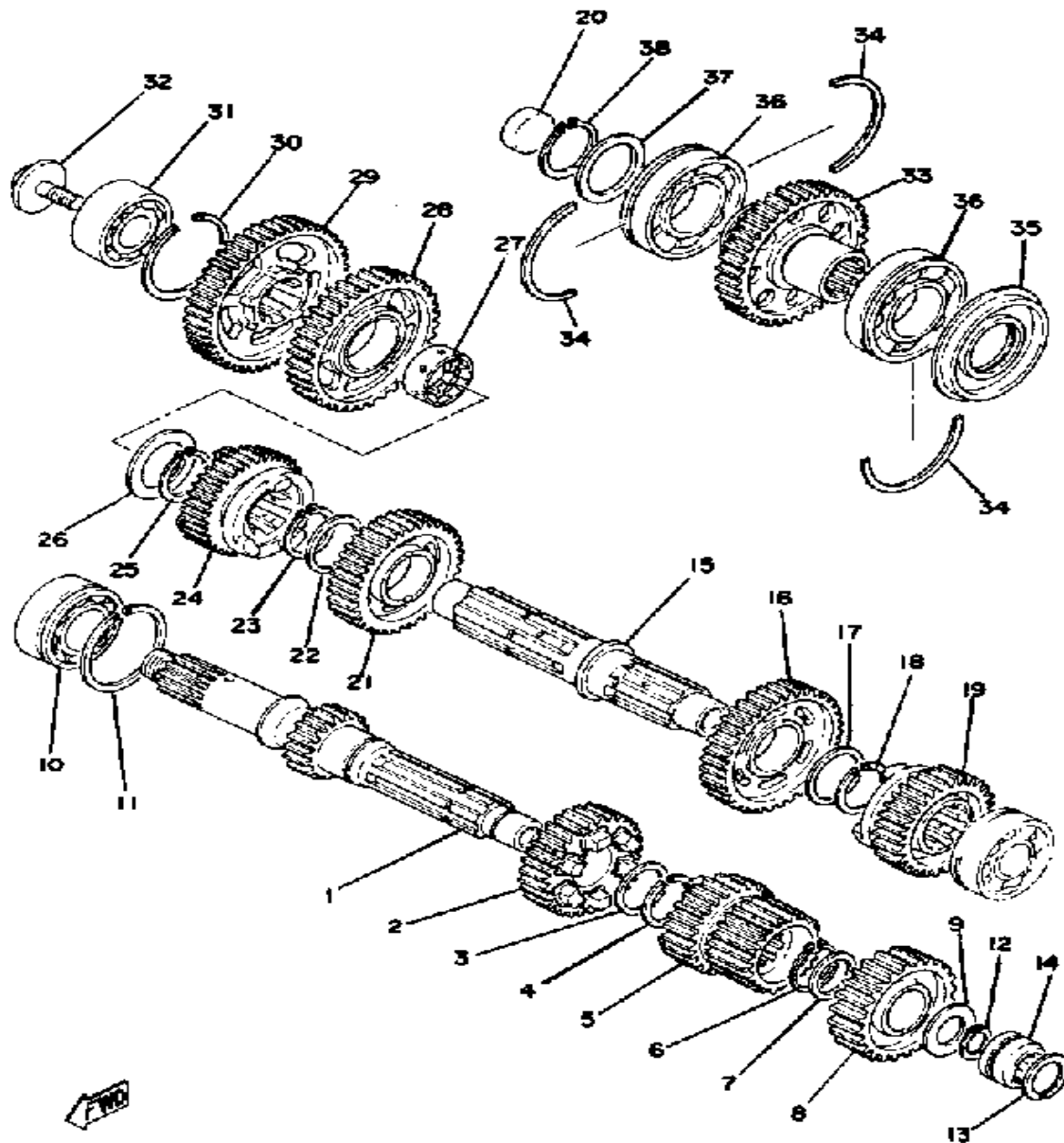
CONTINUED ON NEXT FRAME ➤

CLUTCH



Ref. No.	Part Number	Description	Qty	Remarks
28	2H7-16342-00-00	LEVER, PUSH	1	
29	214-16389-00-00	JOINT	1	
30	90240-06005-00	PIN, CLEVIS	1	
31	91401-10015-00	PIN, COTTER	1	
32	95303-08700-00	NUT	1	
33	92990-08200-00	WASHER, PLAIN	1	
34	90506-10069-00	SPRING, TENSION	1	
35	360-16154-00-00	PLATE, THRUST 1	1	

TRANSMISSION

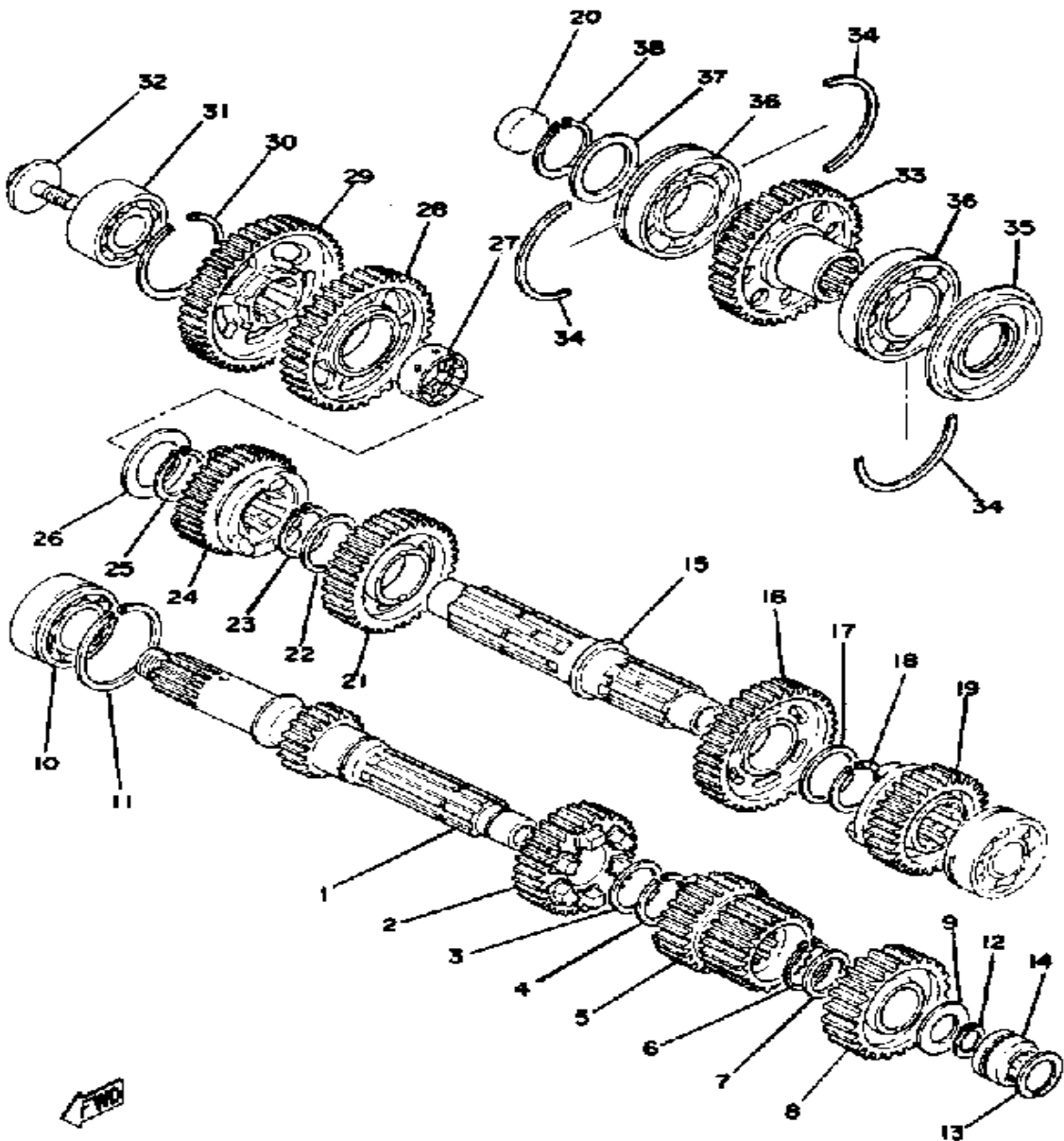


Ref. No.	Part Number	Description	Qty	Remarks
1	2H7-17401-00-00	MAIN AXLE ASSEMBLY	1	
2	2H7-17141-01-00	GEAR, 4TH PINION	1	
3	4A0-17116-00-10	SHIM (1.0T)	1	
4	93440-28062-00	CIRCLIP	1	
5	2H7-17121-00-00	GEAR, 2ND PINION	1	
6	93410-25017-00	CIRCLIP	1	
7	90201-253K0-00	WASHER, PLATE (T=1.0)	1	
8	2H7-17151-00-00	GEAR, 5TH PINION	1	
9	90201-20792-00	WASHER, PLATE	1	
10	93305-20506-00	BEARING	1	
11	93440-52014-00	CIRCLIP	1	
12	99009-20400-00	CIRCLIP	1	
13	93440-32063-00	CIRCLIP	1	
14	93311-52031-00	BEARING, CYLINDER.# 1	1	
15	2H7-17421-01-00	AXLE, DRIVE	1	
16	2H7-17221-01-00	GEAR, 2ND WHEEL	1	
17	90201-30398-00	WASHER, PLATE	1	
18	93440-30015-00	CIRCLIP, OUTER	1	
19	2H7-17251-00-00	GEAR, 5TH WHEEL	1	
20	90331-27013-00	PLUG, TIGHT	1	
21	2H7-17231-01-00	GEAR, 3RD WHEEL	1	
22	90201-30398-00	WASHER, PLATE	1	
23	99009-30400-00	CIRCLIP	1	
24	2H7-17241-00-00	GEAR, 4TH WHEEL	1	
25	99009-30400-00	CIRCLIP	1	
26	90201-30666-00	WASHER, PLATE	1	
27	2H7-17258-00-00	COLLAR 1	1	
28	2H7-17211-00-00	GEAR, 1ST WHEEL	1	
29	2H7-17582-00-00	GEAR, MIDDLE DRIVE	1	

TRANSMISSION → Oil Type/Qty Chg/Qty Reassemble	
Primary Drive Type	Spur Gear / Silent Chain
Secondary Drive Type/Teeth/Chan	Shaft Drive

CONTINUED ON NEXT FRAME ►

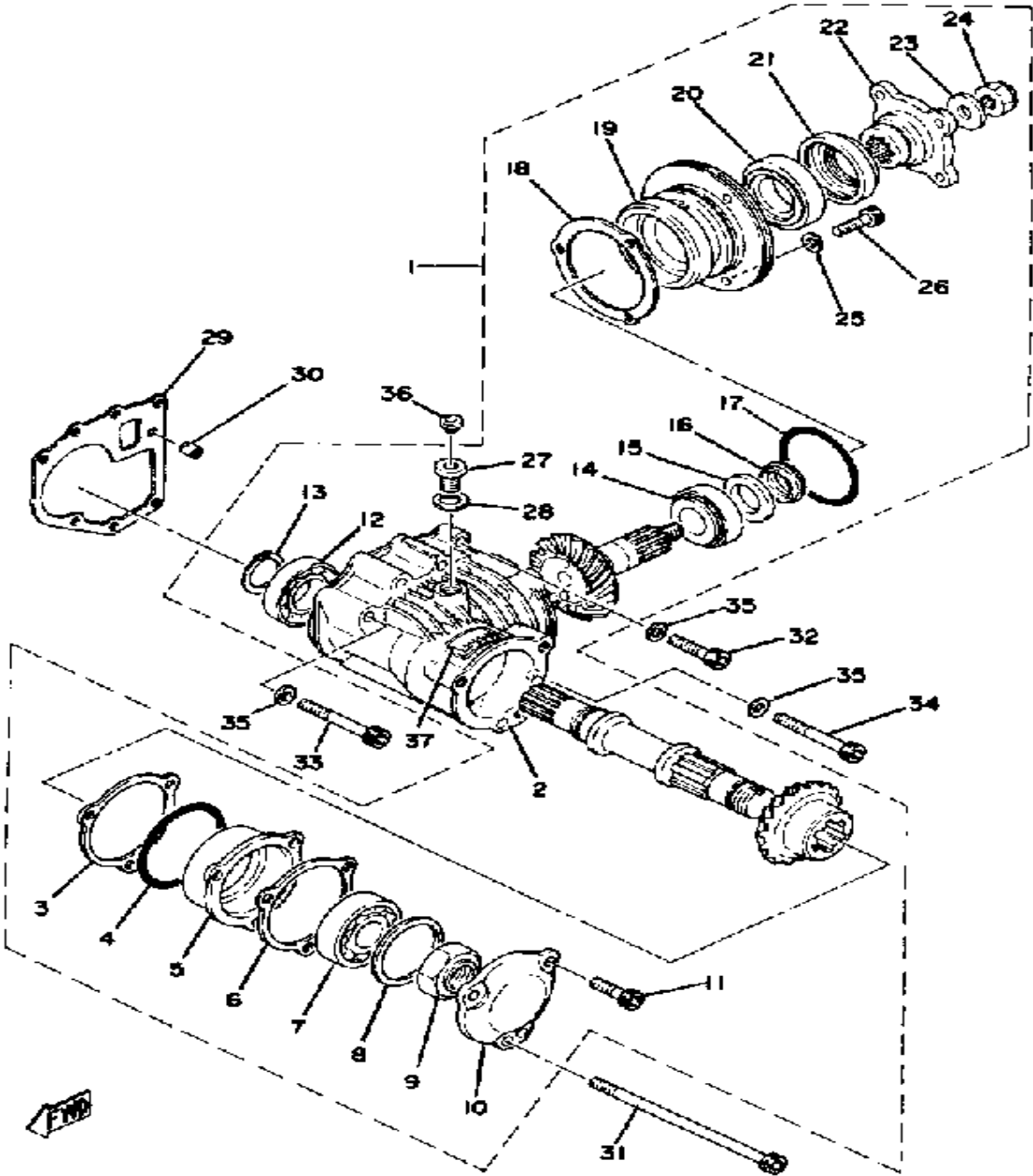
TRANSMISSION



Ref. No.	Part Number	Description	Qty	Remarks
30	93450-52010-00	CIRCLIP	1	
31	93304-20504-00	BEARING	1	
32	90105-10085-00	BOLT, WASHER BASED	1	M10-25L
33	(2H7-17583-00-00)	GEAR, MIDDLE DRIVEN	1	
34	93440-72049-00	CIRCLIP	3	
35	93103-35105-00	OIL SEAL, SW-TYPE	1	
36	93306-20705-00	BEARING (B6207N)	2	
37	90201-35668-00	WASHER, PLATE	1	
38	93410-35027-00	CIRCLIP, S-TYPE (S-35)	1	

TRANSMISSION → Oil Type/Qty Chg/Qty Reassemble	
Primary Drive Type	Spur Gear / Silent Chain
Secondary Drive Type/Teeth/Chan	Shaft Drive

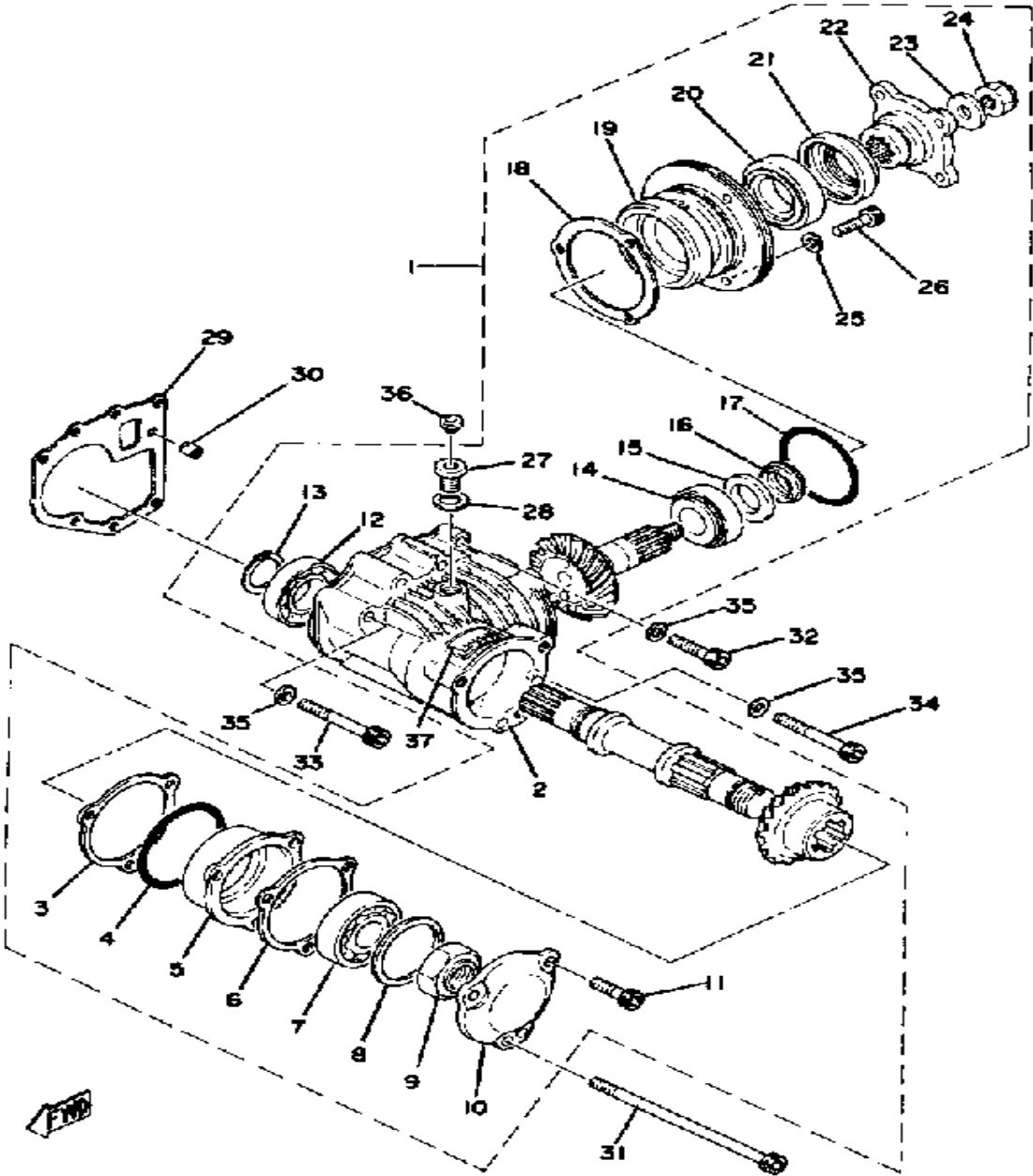
MIDDLE DRIVE GEAR



Ref. No.	Part Number	Description	Qty	Remarks
1	2H7-17501-N0-00	MIDDLE GR CASE ASSEMBLY	1	
2	(2H7-17511-00-00)	HOUSING, MIDDLE GR	1	
3	1J7-17531-Y0-15	. SHIM, PINION	2	U.R.
4	93210-68347-00	. O-RING	1	
5	2H7-17521-00-00	. HOUSING, BEARING	1	
6	1J7-17519-Y0-00	. GASKET, HOUSING CAP	1	
7	93306-30533-00	. BEARING (B6305RB1 SPECIAL)	1	
8	1J7-17537-Y0-30	. SHIM, THRUST (0.30T)	1	U.R.
	1J7-17537-Y0-40	. SHIM, THRUST (0.40T)	1	U.R.
	1J7-17537-Y0-50	. SHIM, THRUST (0.50T)	1	U.R.
9	90179-24230-00	. NUT, SPEC'L SHAPE	1	
10	(2H7-17538-00-00)	CAP, HOUSING	1	
11	91311-08030-00	. BOLT	3	
12	93306-00612-00	. BEARING	1	
13	99009-30400-00	. CIRCLIP	1	
14	93332-00024-00	. BEARING	1	
15	90201-25634-00	. WASHER, PLATE	1	
16	2H7-17571-01-00	. SPACER, EXPANSION	1	
17	93210-71360-00	. O-RING	1	
18	2H7-17531-00-15	. SHIM, PINION	1	U.R.
19	(2H7-17551-00-00)	HOUSING, BEARING	1	
20	93332-00028-00	. BEARING	1	
21	93101-35085-00	. OIL SEAL	1	
22	1J7-17555-Y0-00	. FLANGE, MIDDLE GEAR	1	
23	90201-14633-00	. WASHER, PLATE	1	
24	90185-14070-00	. NUT, SELF-LOCKING	1	
25	90201-08675-00	. WASHER, PLATE	3	
26	91311-08030-00	. BOLT	3	M8-30L

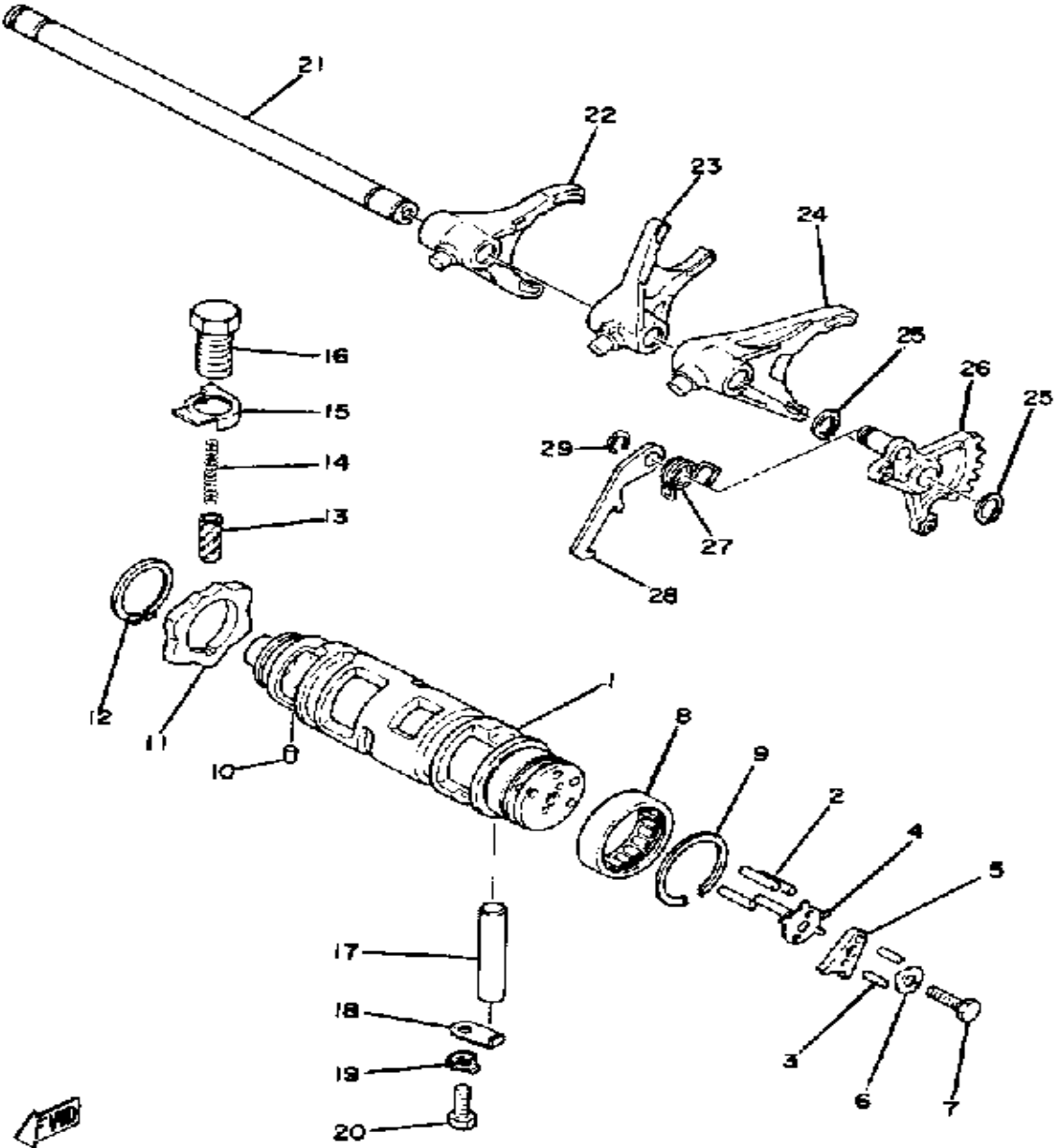
CONTINUED ON NEXT FRAME ►

MIDDLE DRIVE GEAR



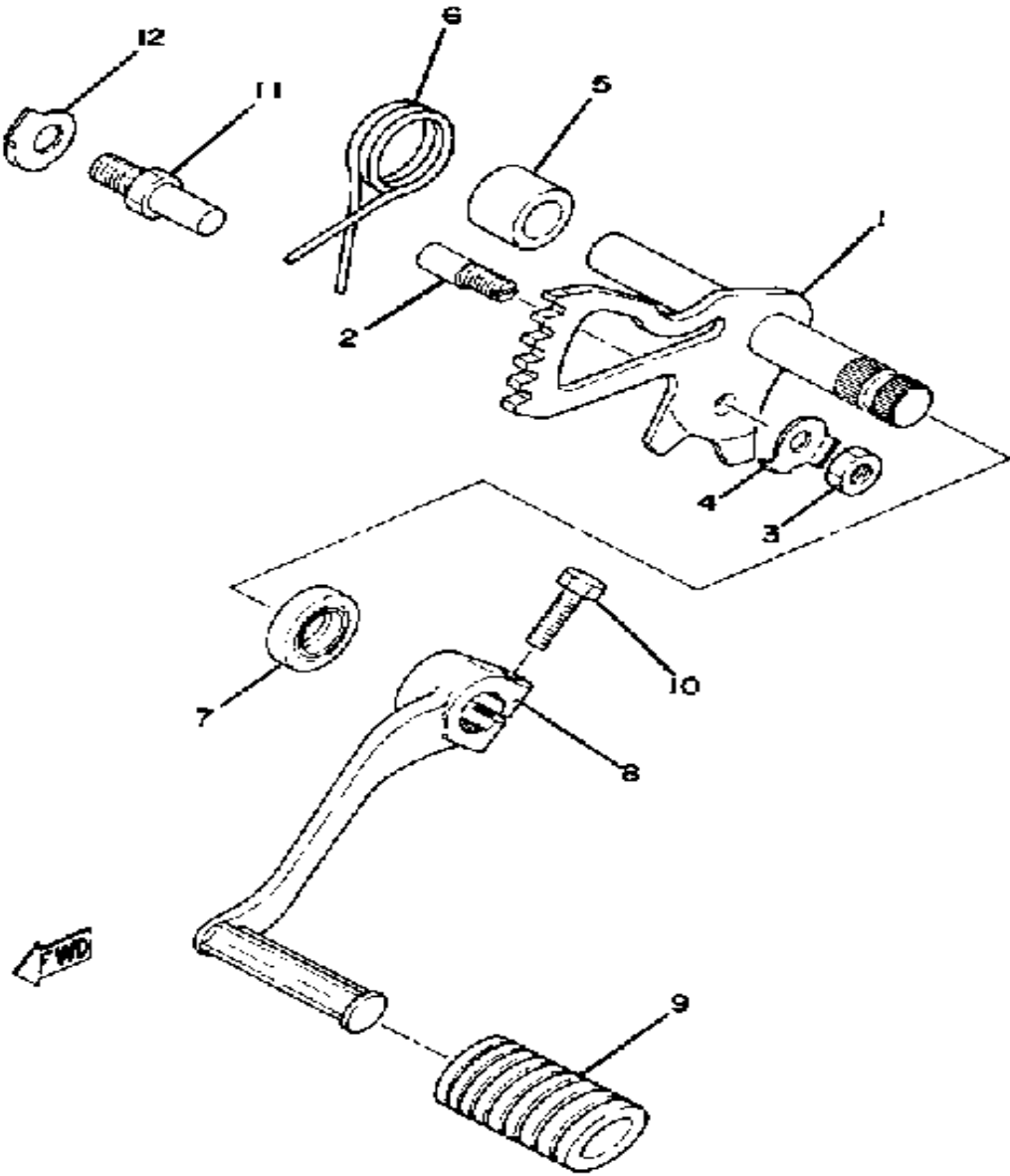
Ref. No.	Part Number	Description	Qty	Remarks
27	90340-14046-00	. PLUG, STRAIGHT SCREW ...	1	
28	214-11198-01-00	. GASKET	1	
29	1J7-17518-00-00	GASKET, MDL GR CASE	1	
30	99530-10014-00	PIN, DOWEL	1	
31	91316-08160-00	BOLT, SOCKET HEAD	1	M8-160L
32	91311-08035-00	BOLT	1	M8-35L
33	91311-08065-00	BOLT, SOCKET HEAD	3	M8-60L
34	91311-08105-00	BOLT, SOCKET HEAD	2	M8-100L
35	90201-08675-00	WASHER, PLATE	6	
36	341-23469-00-00	CAP, BOLT	1	
37	1J7-46181-11-00	LABEL, OIL CAUTION	1	

SHIFT CAM - FORK



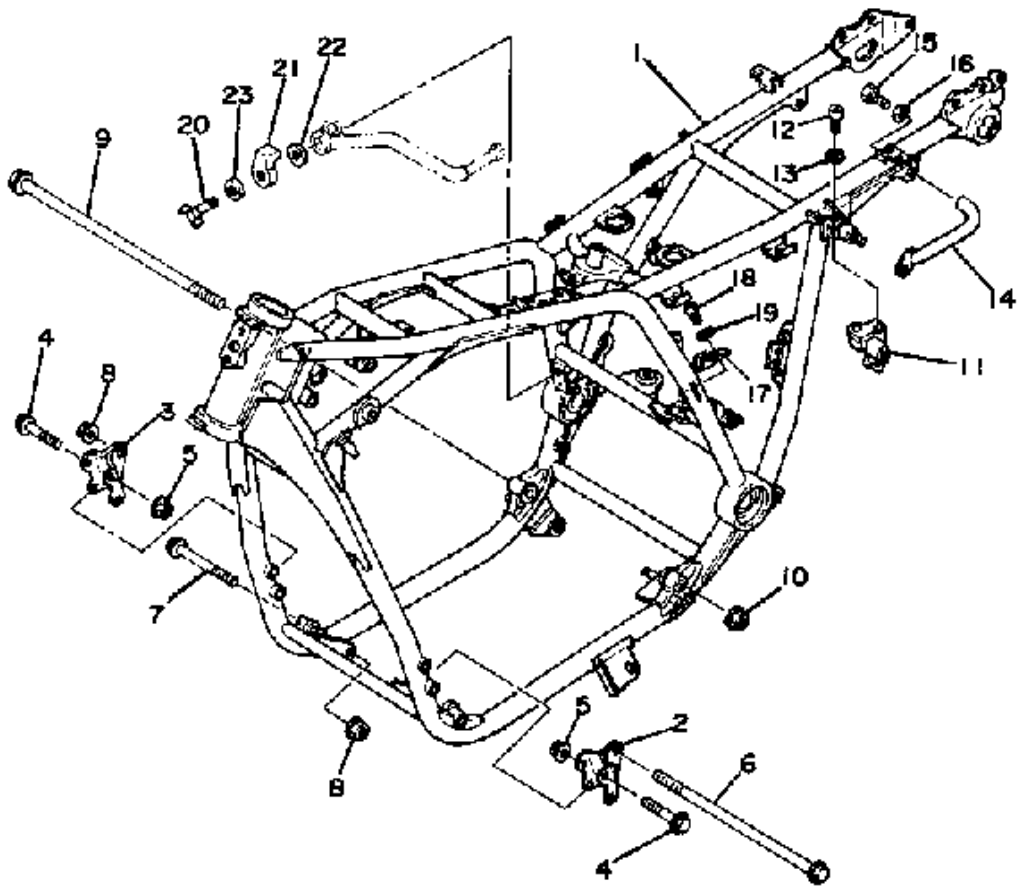
Ref. No.	Part Number	Description	Qty	Remarks
1	2H7-18540-00-00	SHIFT CAM ASSEMBLY	1	
2	93604-18058-00	PIN, DOWEL	4	
3	93603-10049-00	PIN, DOWEL	2	
4	2H7-18561-00-00	PLATE, SIDE 1	1	
5	2H7-18566-00-00	PLATE, SIDE 2	1	
6	90215-05140-00	WASHER, LOCK	1	
7	97313-05020-00	BOLT, HEXAGON	1	
8	93315-23612-00	BEARING	1	
9	93440-34025-00	CIRCLIP	1	
10	93604-08071-00	PIN, DOWEL	1	
11	2J2-W1814-00-00	PLATE, STOPPER	1	
12	99009-30400-00	CIRCLIP	1	
13	1J7-18547-00-00	STOPPER, CAM	1	
14	90501-10196-00	SPRING, COMPRESSION	1	
15	90215-15141-00	WASHER, LOCK	1	
16	90149-14117-00	SCREW, SPEC'L SHAPE	1	
17	93608-52138-00	PIN, DOWEL	1	
18	2H7-15531-00-00	PLATE, STOPPER	1	
19	90215-06040-00	WASHER, LOCK	1	
20	97313-06016-00	BOLT, HEXAGON	1	
21	2H7-18531-01-00	BAR, SHIF FRK GDE 1	1	
22	2H7-18513-00-00	FORK, SHIFT 3	1	
23	2H7-18512-00-00	FORK, SHIFT 2	1	
24	2H7-18511-00-00	FORK, SHIFT 1	1	
25	99009-12400-00	CIRCLIP	2	
26	(2H7-18122-00-00)	LEVER, SHIFT 2	1	
27	90508-10362-00	SPRING, TORSION	1	
28	2H7-18151-00-00	LEVER, SHIFT 3	1	
29	93440-08001-00	CIRCLIP, OUTER	1	

SHIFT SHAFT



Ref. No.	Part Number	Description	Qty	Remarks
1	2H7-18101-00-00	SHIFT SHAFT ASSEMBLY 1	1	
2	90149-06017-00	SCREW, SPEC'L SHAPE (214-18186-00)	1	
3	95380-06600-00	NUT	1	
4	90215-06016-00	WASHER, LOCK	1	
5	(90560-11026-00)	SPACER	1	
6	90508-29361-00	SPRING, TORSION	1	
7	93102-12321-00	OIL SEAL, SD-TYPE	1	
8	2H7-18111-00-00	PEDAL, SHIFT	1	
9	132-18113-01-00	COVER, SHIFT PEDAL	1	
10	97011-06020-00	BOLT	1	
11	90109-08441-00	BOLT	1	
12	90215-08115-00	WASHER, LOCK	1	

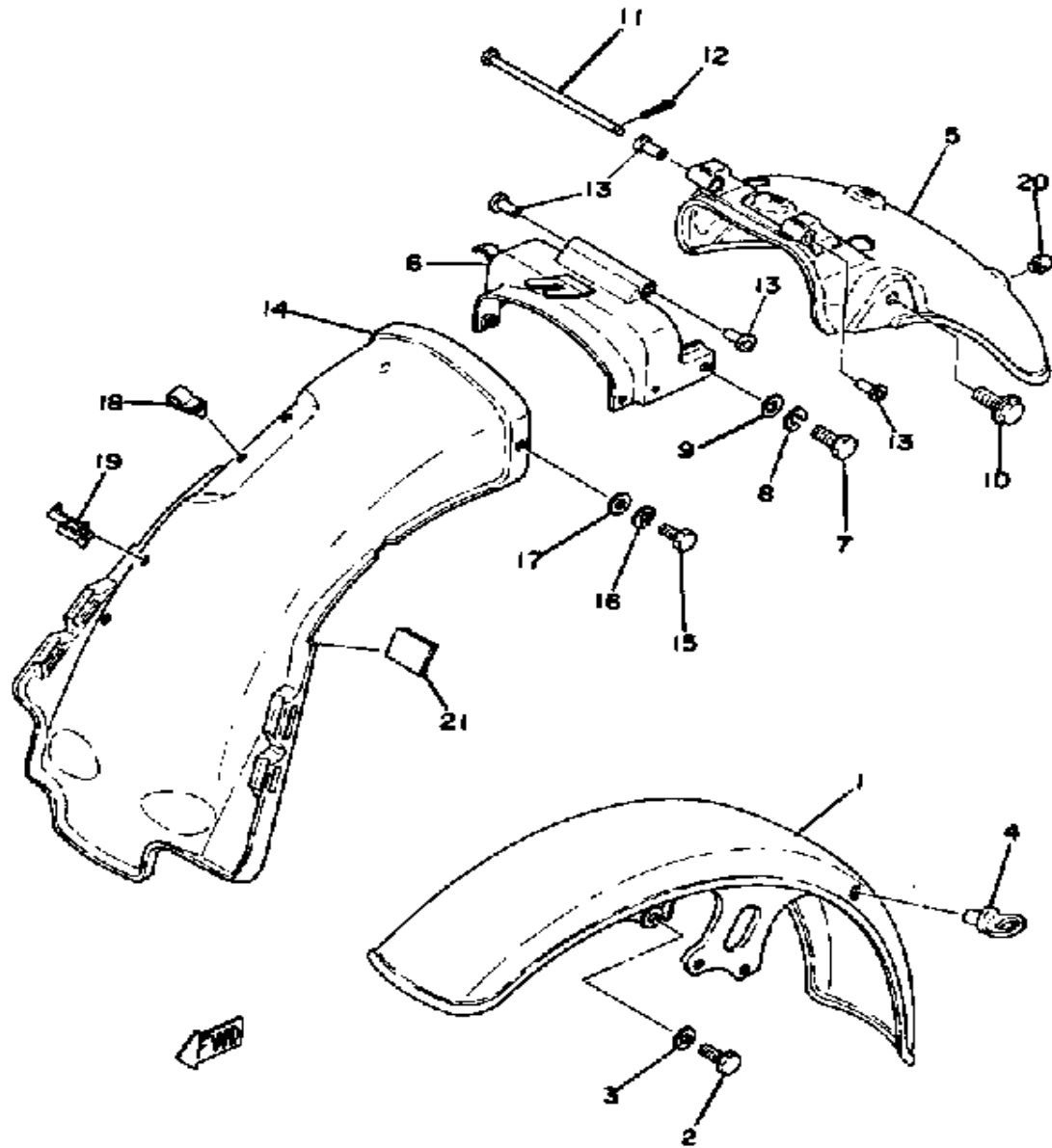
FRAME



Engine Mounting Bolts:	Front, Upper	10 x 1.25: 6.7m/kg
	Front, Lower	10 x 1.25: 6.7m/kg
	Rear	12 x 1.25: 10.0m/kg

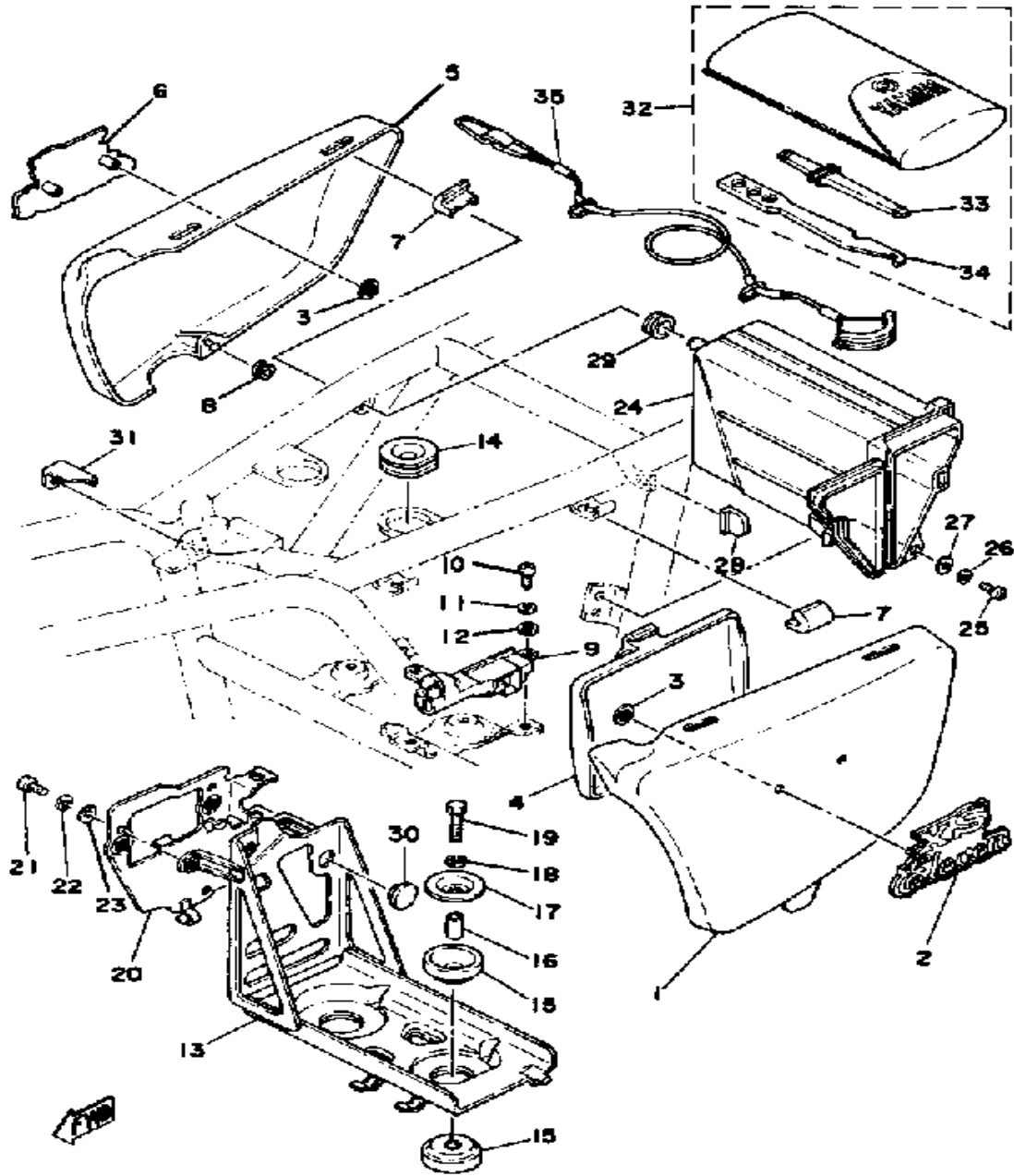
Ref. No.	Part Number	Description	Qty	Remarks
1	(2H7-21110-01-33)	FRAME	1	YAMAHA BLACK
2	2H7-21315-00-00	STAY, ENGINE 2	1	
3	(2H7-21316-00-00)	STAY, ENGINE 3	1	
4	90105-08107-00	BOLT, WASHER BASED	4	M8-60L
5	90179-08246-00	NUT, SPEC'L SHAPE	4	
6	90105-10056-00	BOLT, WASHER BASED	1	M10-295L
7	90105-10105-00	BOLT, WASHER BASED	2	M10-110L
8	90179-10247-00	NUT	3	
9	90105-12106-00	BOLT, WASHER BASED	1	M12-365L
10	90179-12421-00	NUT, SPEC'L SHAPE	1	
11	2H7-21308-00-00	HELMET HANGER ASSEMBLY	1	
12	98580-06012-00	SCREW, PAN HEAD	2	
13	92995-06100-00	WASHER, SPRING	2	
14	(2H7-21165-00-00)	HANDLE, STANDING	1	
15	97313-08016-00	BOLT, HEXAGON	1	
16	92990-08100-00	WASHER	1	
17	(2H7-2139V-00-00)	HOOK	1	
18	98580-06012-00	SCREW, PAN HEAD	1	
19	92995-06100-00	WASHER, SPRING	1	
20	90122-06007-00	BOLT, WING	1	
21	2H7-2139W-00-00	COVER	1	
22	(2H7-2139X-00-00)	DAMPER	1	
23	90201-063J2-00	WASHER, PLATE	1	

FENDER



Ref. No.	Part Number	Description	Qty	Remarks
1	2H7-21510-01-93	FENDER, FRONT	1	
2	97313-08020-00	BOLT, HEXAGON	4	
3	92990-08100-00	WASHER	4	
4	1A0-21518-00-00	HOLDER, CABLE	1	
5	2H9-21610-00-93	FENDER, REAR	1	
6	(2H7-21613-00-91)	STAY, FENDER 1	1	
7	97011-06016-00	BOLT	4	
8	92995-06100-00	WASHER, SPRING	4	
9	90201-061A5-00	WASHER, PLATE	4	
10	90105-10112-00	BOLT, WASHER BASED	2	
11	(91701-06152-00)	PIN, CLEVIS	1	
12	91490-16020-00	PIN, COTTER	1	
13	90387-065J6-00	COLLAR	4	
14	(2H7-21629-00-00)	GUARD, MUD	1	
15	97013-06012-00	BOLT	2	
16	92995-06100-00	WASHER, SPRING	2	
17	90201-06M08-00	WASHER, PLATE	2	
18	90464-12027-00	CLAMP	2	
19	90464-16021-00	CLAMP	2	
20	2MG-21639-00-00	DAMPER 2	1	
21	2H7-21628-00-00	DAMPER 1 (4U5-2317J-00)	1	

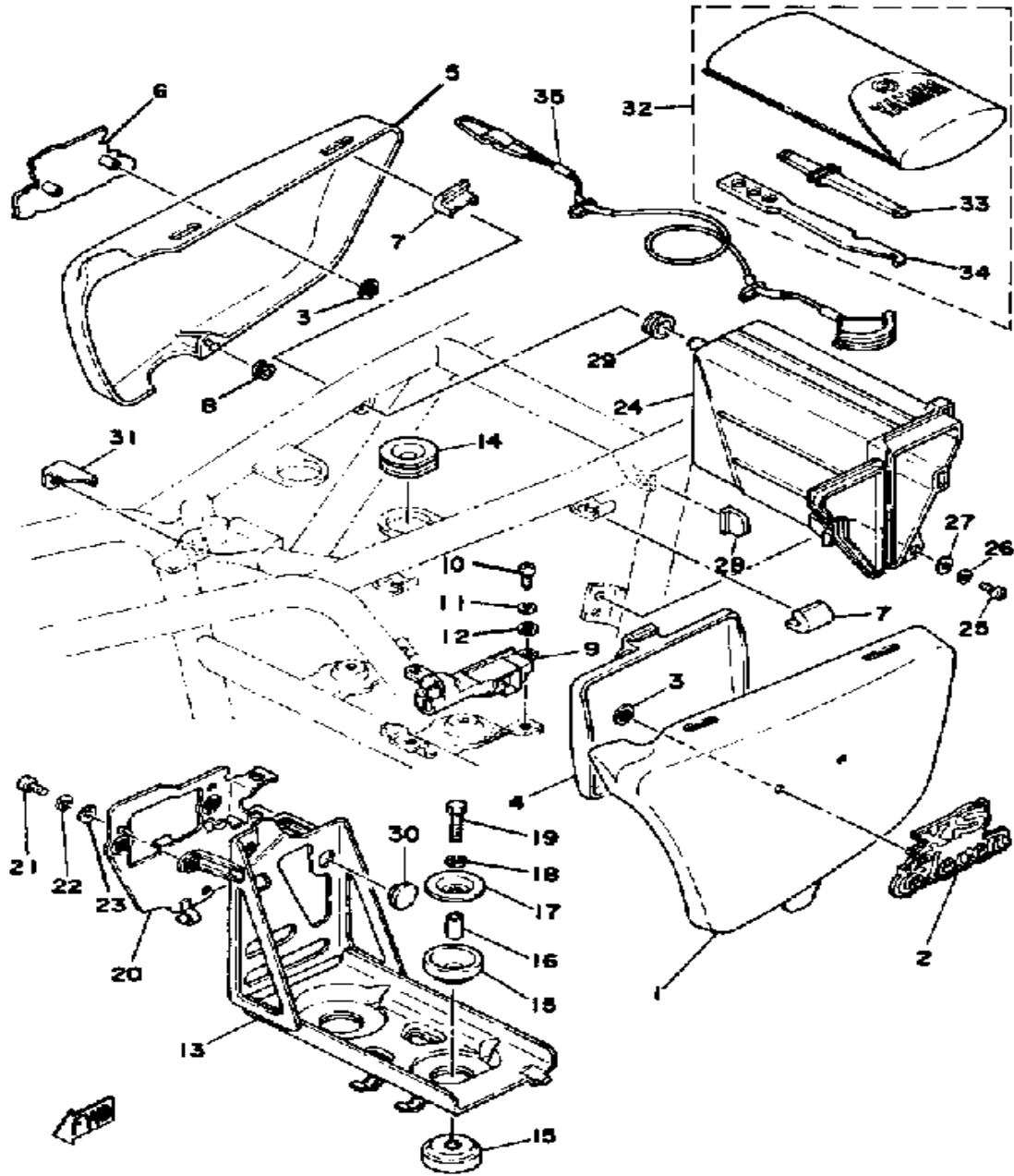
SIDE COVER - TOOL



Ref. No.	Part Number	Description	Qty	Remarks
1	2H7-21711-00-4E	COVER, SIDE 1	1	INDIGO BLUE
	2H7-21711-00-7E	COVER, SIDE 1	1	MAGENTA RED
2	2H7-21781-10-00	EMBLEM 1	1	
3	90183-04012-00	NUT, SPRING	4	
4	2H7-28185-00-00	LID	1	
5	2H7-21721-00-4E	COVER, SIDE 2	1	INDIGO BLUE
	2H7-21721-00-7E	COVER, SIDE 2	1	MAGENTA RED
6	2H7-21782-10-00	EMBLEM 2	1	
7	2H7-21717-00-00	DAMPER	4	
8	90480-01401-00	GROMMET	1	
9	(4H3-21708-00-00)	SIDE CVR LOCK ASSEMBLY	1	
10	98506-06014-00	SCREW, PAN HEAD (92506-06014)	2	
11	92906-06100-00	WASHER, SPRING	2	
12	92906-06600-00	WASHER	2	
13	(2H7-21170-00-33)	BOX	1	YAMAHA BLACK
14	2H7-21747-00-00	DAMPER	2	
15	2H7-21746-00-00	DAMPER	4	
16	90387-06387-00	COLLAR	2	
17	90209-07170-00	WASHER, SPEC'L SHAP	2	
18	92995-06100-00	WASHER, SPRING	2	
19	97021-06030-00	BOLT	1	
20	(2H7-21543-00-91)	PLATE 1	1	
21	98580-06012-00	SCREW, PAN HEAD	3	
22	92995-06100-00	WASHER, SPRING	3	
23	90201-061A5-00	WASHER, PLATE	3	
24	2H7-21171-01-00	BOX, TOOL	1	
25	98580-06012-00	SCREW, PAN HEAD	1	
26	92995-06100-00	WASHER, SPRING	1	

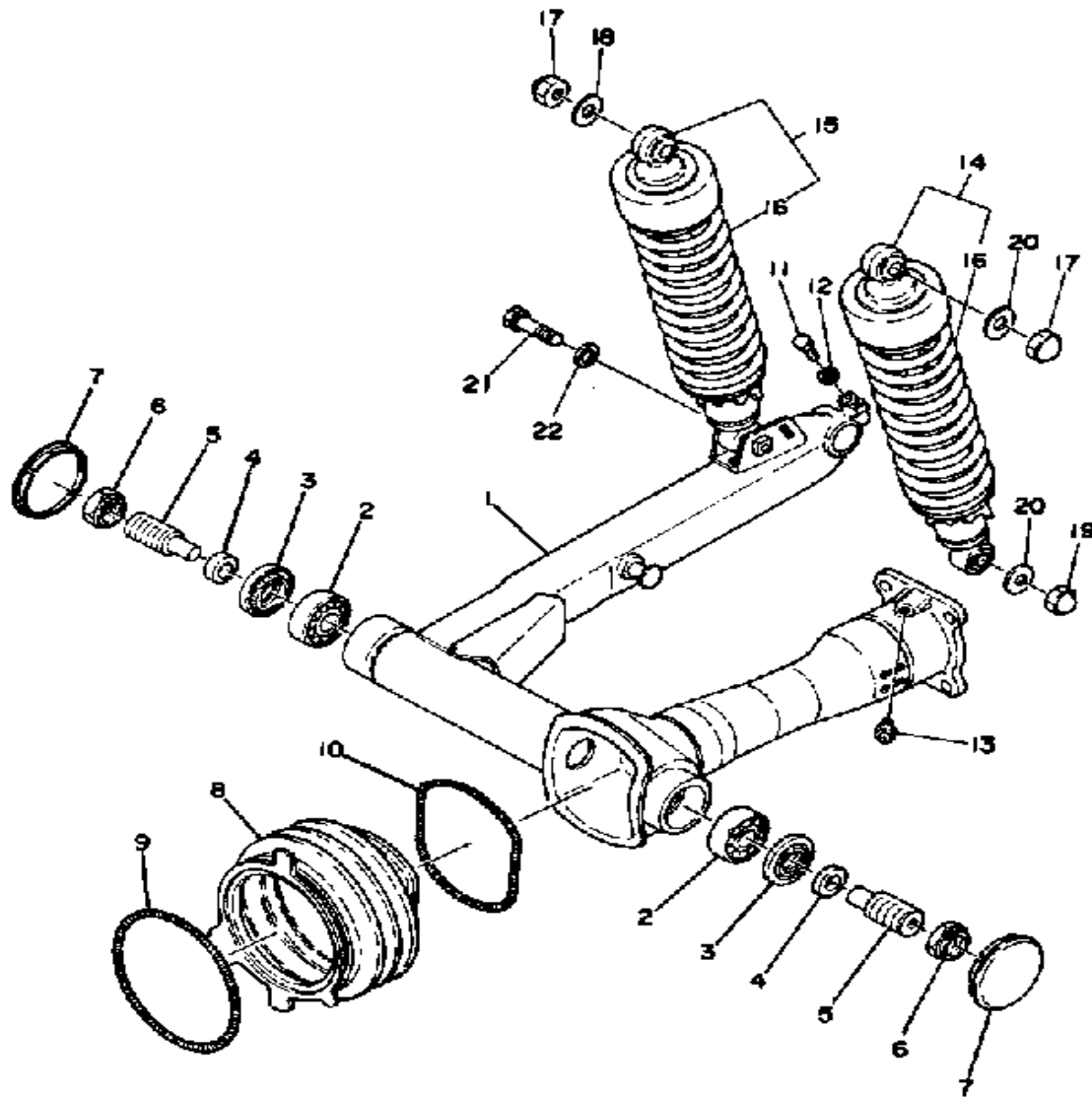
CONTINUED ON NEXT FRAME ►

SIDE COVER - TOOL



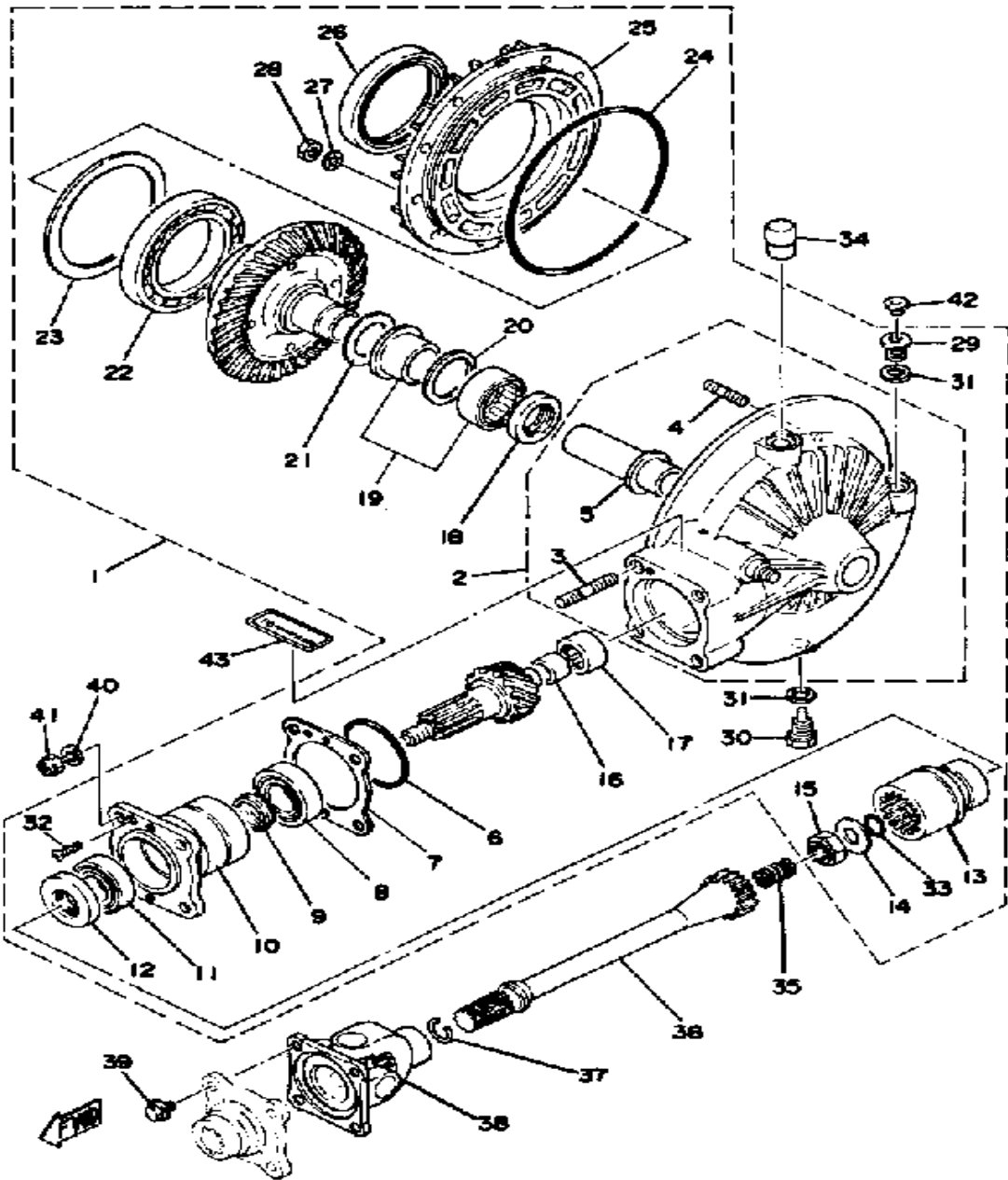
Ref. No.	Part Number	Description	Qty	Remarks
27	90201-06M08-00	WASHER, PLATE	1	
28	90480-16185-00	GROMMET	1	
29	90480-15058-00	GROMMET	1	
30	(90480-17218-00)	GROMMET	1	
31	(2H7-21715-00-00)	WASHER, SPECIAL 1	1	
32	2H7-W2810-00-00	TOOL KIT	1	
33	2H7-2815A-00-00	. GAUGE, OIL LEVEL	1	FOR MIDDLE AND FINAL GEAR CASE
34	2H7-2816A-00-00	. LEVER, WIRE HOOK	1	
35	(2H7-2814A-00-00)	WIRE, HOOK	1	

SWING ARM - REAR SHOCKS



Ref. No.	Part Number	Description	Qty	Remarks
1	(3H3-22110-00-98)	REAR ARM	1	
	(3H3-22110-00-98)	REAR ARM	1	YAMAHA BLACK
2	93332-00010-00	BEARING	2	
3	93102-25017-00	OIL SEAL	2	
4	90387-17543-00	COLLAR	2	
5	1J7-22141-00-00	SHAFT, PIVOT	2	
6	1J7-22143-00-00	NUT	2	
7	2H7-2219X-00-00	COVER	2	
8	2H7-22189-00-00	BOOT, RUBBER	1	
9	90506-07136-00	SPRING, TENSION	1	
10	90506-07135-00	SPRING, TENSION	1	
11	97313-08035-00	BOLT, HEXAGON	1	
12	92990-08100-00	WASHER	1	
13	93700-06M03-00	NIPPLE, GREASE	1	
14	2H9-22210-00-00	SHKASBASSEMBLYREAR ...	1	
15	2H9-22210-10-00	SHK/ASB ASSEMBLY, REAR .	1	
16	(2H7-22212-00-00)	SPRING	2	
17	90176-10009-00	NUT, CROWN	2	
18	90201-10696-00	WASHER, plate	1	
19	90176-10013-00	NUT, CROWN	1	
20	90201-10669-00	WASHER, PLATE	2	
21	90106-10030-00	BOLT, DOME HEAD	1	
22	(2H7-22210-A0-00)	SHK/ABS ASSEMBLY, REAR .	1	HEAVY DUTY
	(2H7-22210-E0-00)	SHK/ABS ASSEMBLY, REAR .	1	HEAVY DUTY
	92990-10100-00	WASHER, SPRING	1	

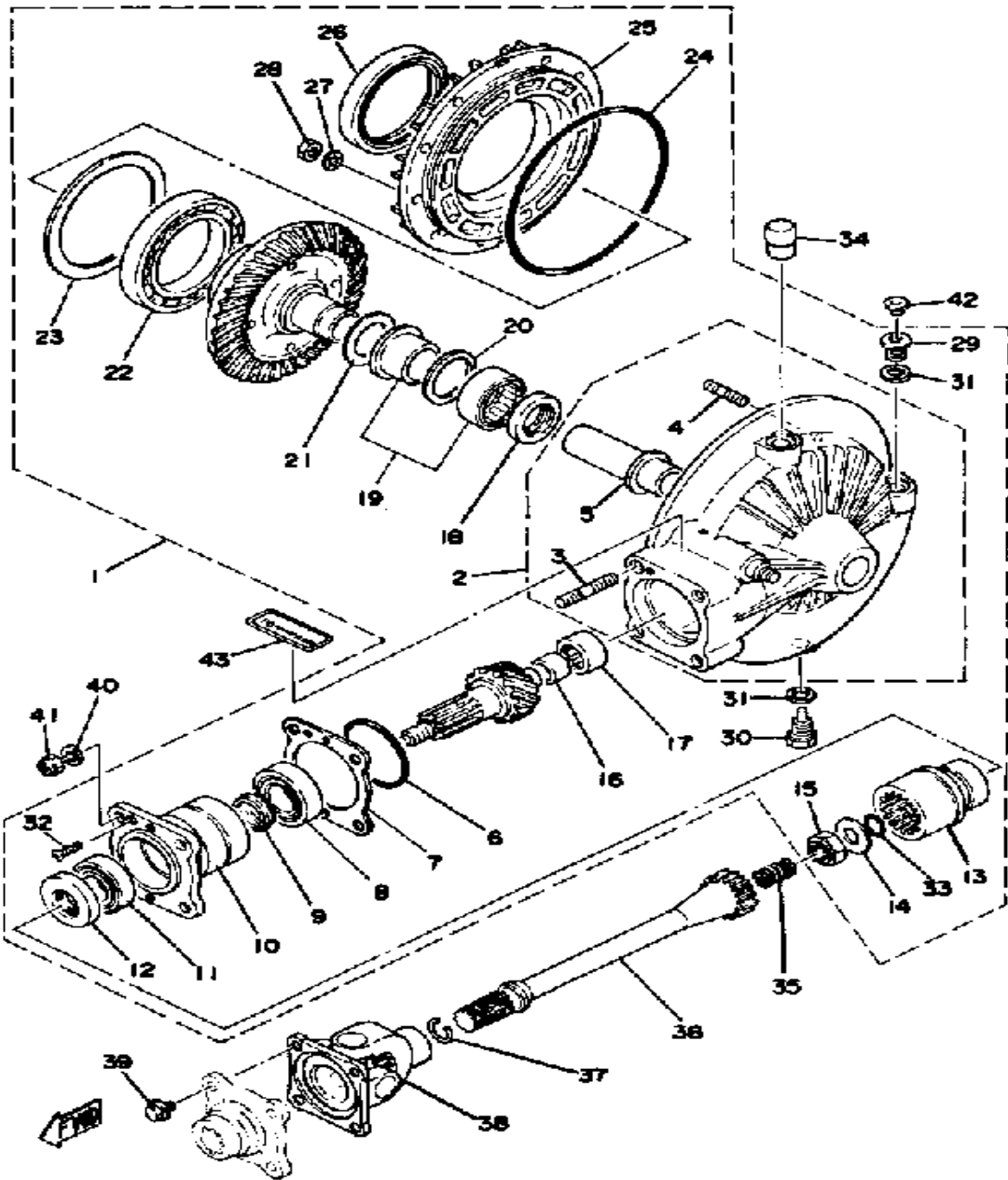
DRIVE SHAFT



Ref. No.	Part Number	Description	Qty	Remarks
1	(2H7-46101-N0-00)	RR AXL GR CASE ASSEMBLY	1	
2	(2H7-46150-00-00)	HOUSING, DR SHAFT	1	
3	(90116-10248-00)	BOLT, STUD	4	M10-50L
4	90116-08247-00	.. BOLT, STUD	10	M8-34L
5	1J7-46153-Y0-00	.. COLLAR, GUIDE	1	
6	93210-58346-00	. O-RING	1	
7	1J7-46127-Y0-30	. SHIM (0.35T)	1	U.R.
	1J7-46127-Y0-40	. SHIM (0.40T)	1	U.R.
	1J7-46127-Y0-45	. SHIM (0.45T)	1	U.R.
	1J7-46127-Y0-50	. SHIM (0.50T)	1	U.R.
8	93332-00027-00	. BEARING, TAPRD # 2	1	
9	1J7-46129-Y1-00	. SPACER, EXPANSION	1	
10	2H7-46124-01-00	. HOUSING, BEARING	1	
11	93332-00001-00	. BEARING	1	
12	93101-38086-00	. OIL SEAL	1	
13	2H7-46123-00-00	. COUPLING, GEAR	1	
14	90201-14664-00	. WASHER, PLATE	1	
15	90185-14070-00	. NUT, SELF-LOCKING	1	
16	2H7-46122-00-00	. RACE, INNER	1	
17	93317-41510-00	. BEARING	1	
18	93101-30084-00	. OIL SEAL	1	
19	1J7-46106-N0-00	. BEARING ASSEMBLY	1	
20	1J7-46118-Y0-18	. WASHER, THRUST	1	U.R.
	1J7-46118-Y0-19	. WASHER, THRUST	1	U.R.
	1J7-46118-Y0-20	. WASHER, THRUST	1	
	1J7-46118-Y0-21	. WASHER, THRUST	1	U.R.
21	(1J7-46119-Y0-10)	SHIM, THRUST	1	U.R.
	(1J7-46119-Y0-20)	SHIM, THRUST	1	U.R.
22	(90890-01083-00)	PULLER ROCKER SHF		

CONTINUED ON NEXT FRAME ➤

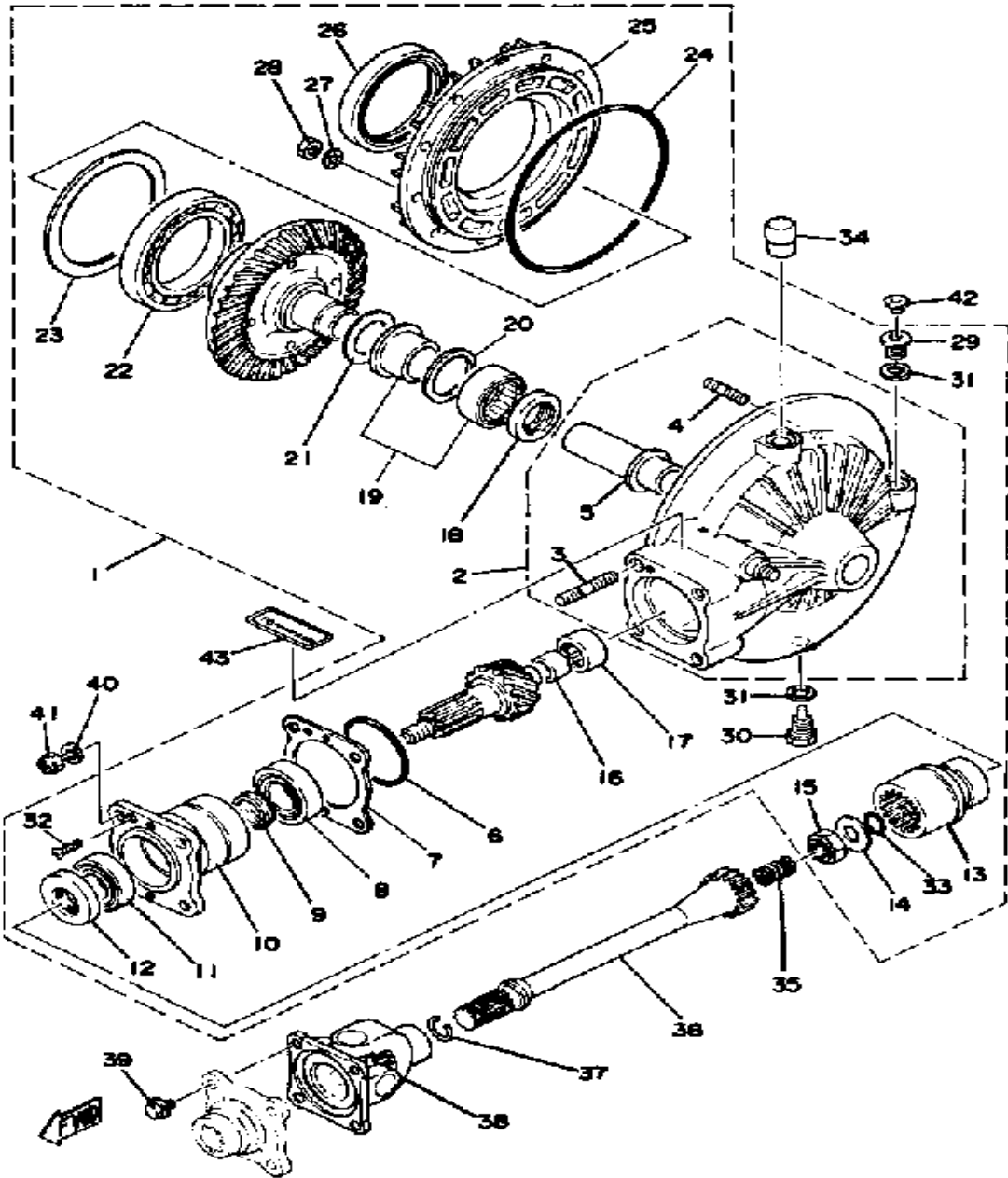
DRIVE SHAFT



Ref. No.	Part Number	Description	Qty	Remarks
22	(90890-01084-00)	PULLER WEIGHT	1	
	(90890-01229-00)	FINAL DRIVE P HOLD	1	
	(90890-01230-00)	BACKLASH BAND MID	1	
	(90890-01250-00)	RING GEAR HOLD TOO	1	
	(90890-01254-00)	CLAMP RING GEAR TL	1	
	(90890-01257-00)	DIAL GAUGE STAND	1	
	(90890-03097-00)	DIAL GAUGE	1	
	93316-01403-00	. BEARING	1	
23	1J7-46117-Y0-30	. SHIM, RING GEAR (0.30T)	1	U.R.
	1J7-46117-Y0-35	. SHIM, RING GEAR	1	U.R.
	1J7-46117-Y0-40	. SHIM, RING GEAR (0.40T)	1	U.R.
	1J7-46117-Y0-50	. SHIM, RING GEAR (0.50T)	1	U.R.
24	93211-44348-00	. O-RING	1	
25	(2H7-46152-00-00)	HOUSING, BEARING	1	
26	93102-70167-00	. OIL SEAL	1	
27	92901-08700-00	. WASHER, WAVE	10	
	92990-10100-00	. WASHER, SPRING	10	
28	95333-08600-00	. NUT	10	
29	90340-14046-00	. PLUG, STRAIGHT SCREW	1	
30	90340-14118-00	. PLUG, STRAIGHT	1	
31	214-11198-01-00	. GASKET	2	
32	98703-05018-00	. SCREW, FLAT HEAD (98701-05018-00)	1	
33	93210-14359-00	. O-RING	1	
34	2H7-17590-00-00	BREATHER COMP.	1	
35	90501-16491-00	SPRING, COMPRESSION	1	
36	(2H7-46172-00-00)	SHAFT, DRIVE	1	
37	90468-12088-00	CLIP	1	
38	2H7-46180-00-00	CROSS JOINT	1	

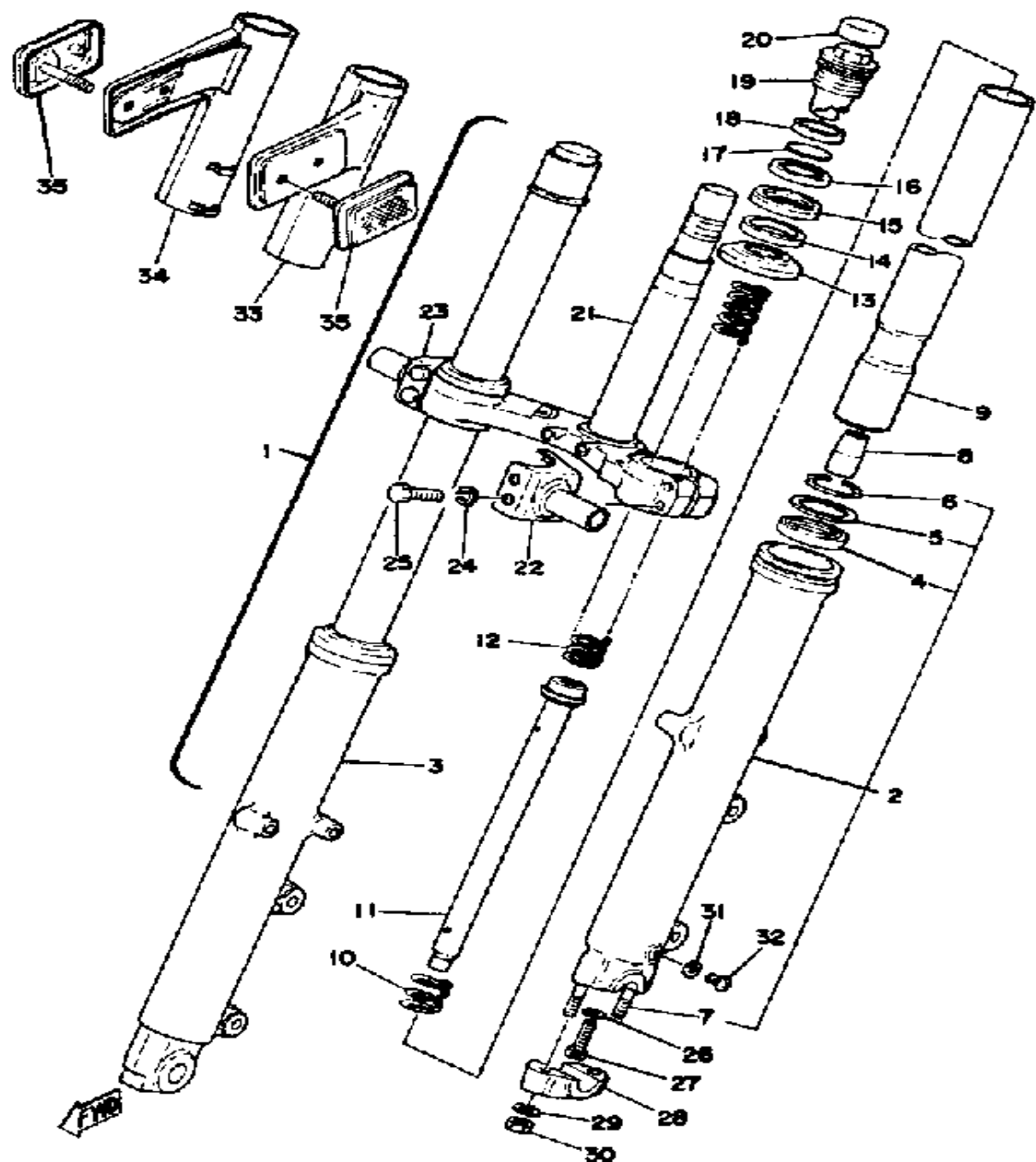
CONTINUED ON NEXT FRAME ►

DRIVE SHAFT



Ref. No.	Part Number	Description	Qty	Remarks
39	90105-08155-00	BOLT, WASHER BASED	4	
40	92990-10100-00	WASHER, SPRING	4	
41	95611-10100-00	NUT, U	4	
42	341-23469-00-00	CAP, BOLT	1	
43	1J7-46181-11-00	LABEL, OIL CAUTION	1	

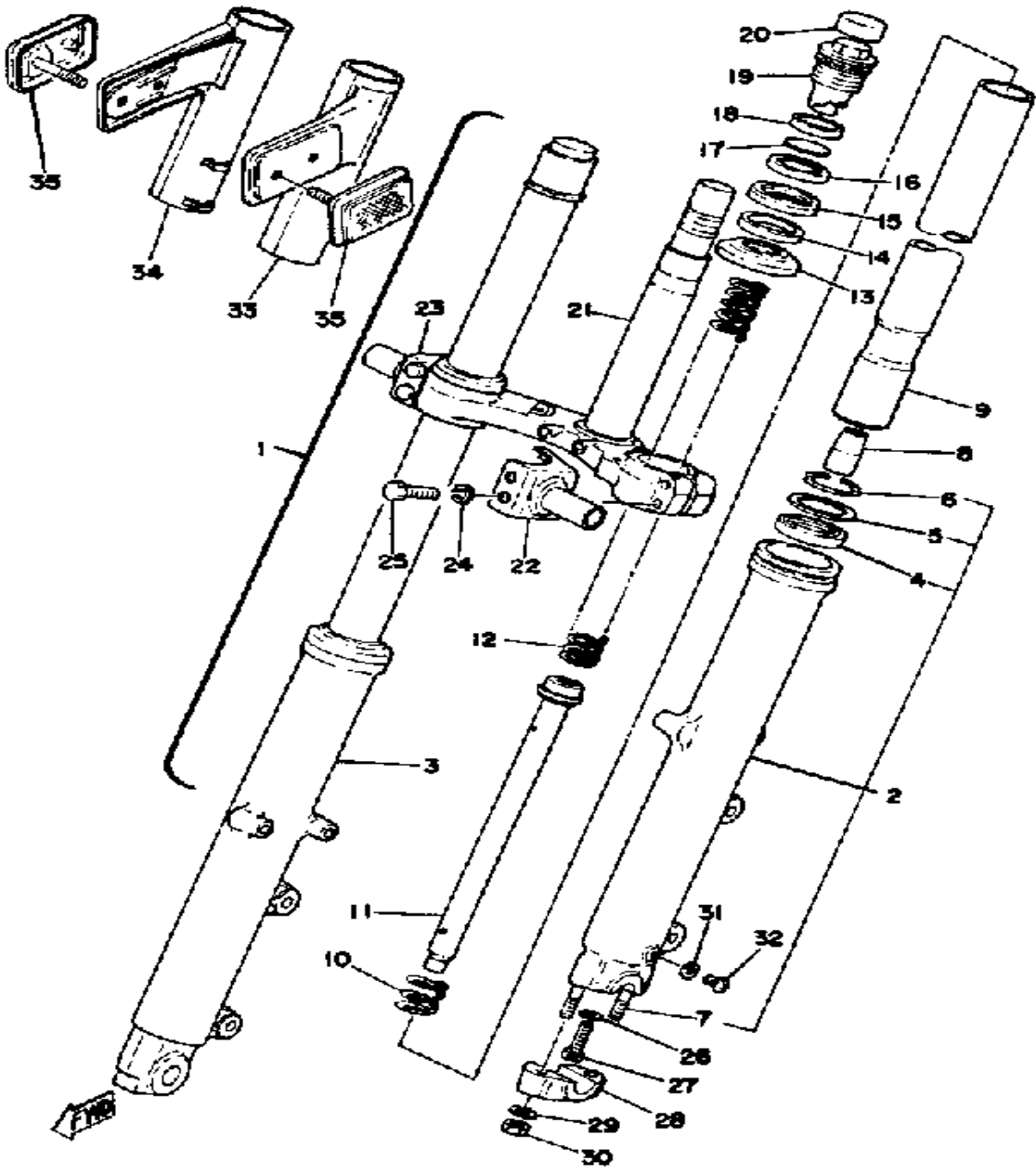
FRONT FORK



Ref. No.	Part Number	Description	Qty	Remarks
1	(2H7-23101-00-00)	FRONT FORK ASSEMBLY	1	
2	(3H5-23126-00-00)	TUBE, OUTER 1	1	
3	(3H5-23136-00-00)	TUBE, OUTER 2	1	
4	41Y-23145-00-00	.. OIL SEAL - (2H7-23145-00)	2	
5	(2H7-23146-00-00)	WASHER, OIL SEAL	2	
6	(2H7-23156-00-00)	CLIP, OIL SEAL	2	
7	90116-08261-00	.. BOLT, STUD	2	ONLY LEFT TUBE
8	1W1-23173-L0-00	. SPINDLE, TAPER	2	
9	2H7-23110-00-00	. INNER TUBE 1	2	
10	509-23151-L0-00	. SPRING, REBOUND	2	
11	(2H7-23170-00-00)	CYLINDER, FRTFRK	2	
12	(2H7-23141-00-00)	SPRING, FRONT FORK	2	
13	3H5-23144-00-00	. SEAL, DUST	2	
14	2H7-23163-00-00	. GASKET (42H-23163-00-00)	2	
15	2H7-23116-00-00	. GUIDE, COVER LOWER	2	
16	2H7-23115-00-00	. GUIDE, COVER UPPER	2	
17	2H7-23149-00-00	. WASHER, SPRING UPR	2	
18	240-23114-00-00	. GASKET	2	
19	2H7-23111-00-00	. BOLT, CAP	2	
20	2F0-23168-00-00	. CAP, FRONT FORK	2	
21	2H9-23340-H0-33	. UNDER BRACKET	1	YAMAHA BLACK
22	2H7-23122-00-00	. COVER, OUTER 1	1	
23	2H7-23132-00-00	. COVER, OUTER 2	1	
24	92990-08100-00	. WASHER	4	
25	97313-08040-00	. BOLT, HEXAGON (97322-08040)	4	
26	509-23158-L0-00	. GASKET	2	
27	278-23181-50-00	. BOLT, HEXAGON SOCKET HEAD	2	

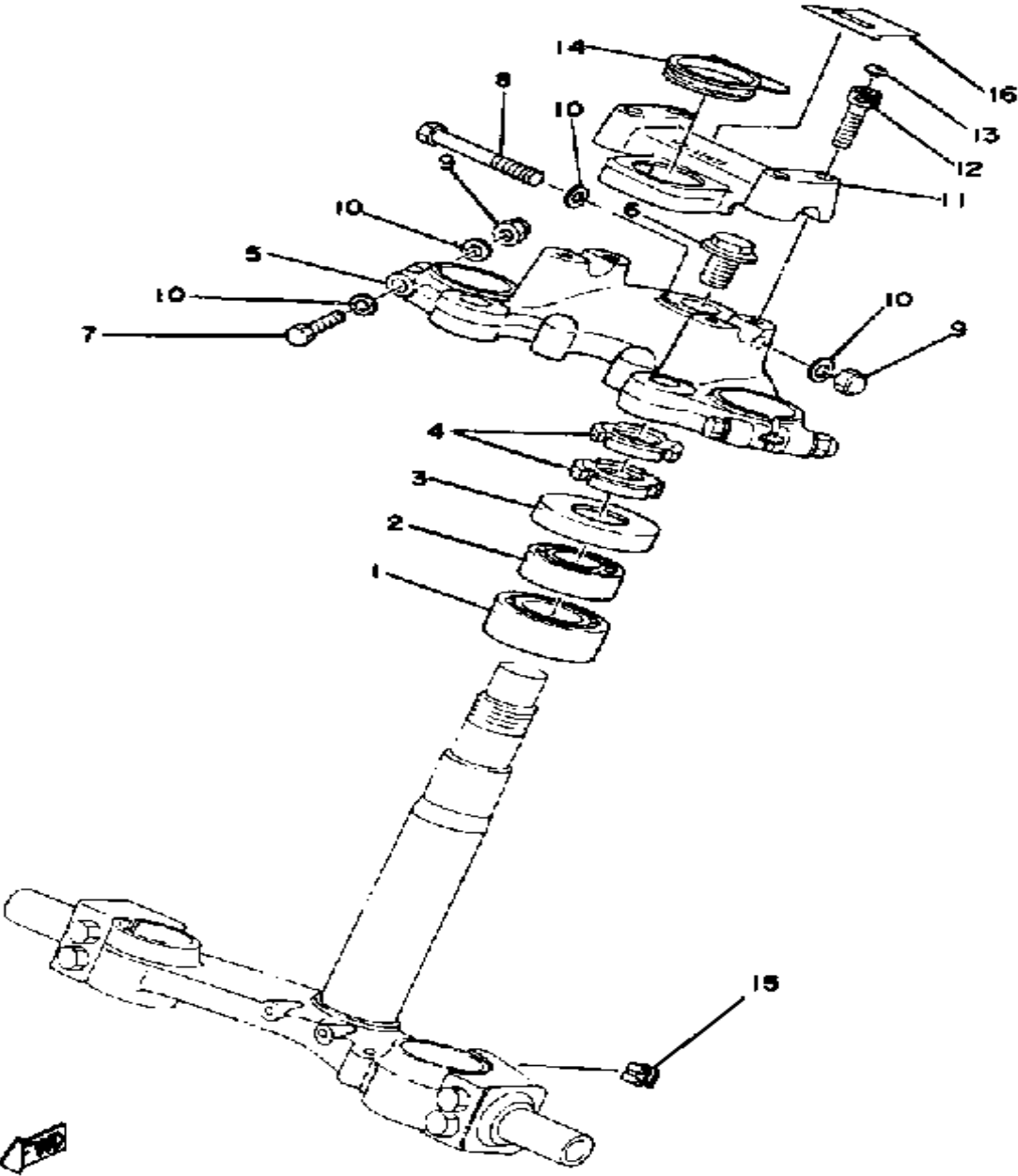
CONTINUED ON NEXT FRAME ►

FRONT FORK



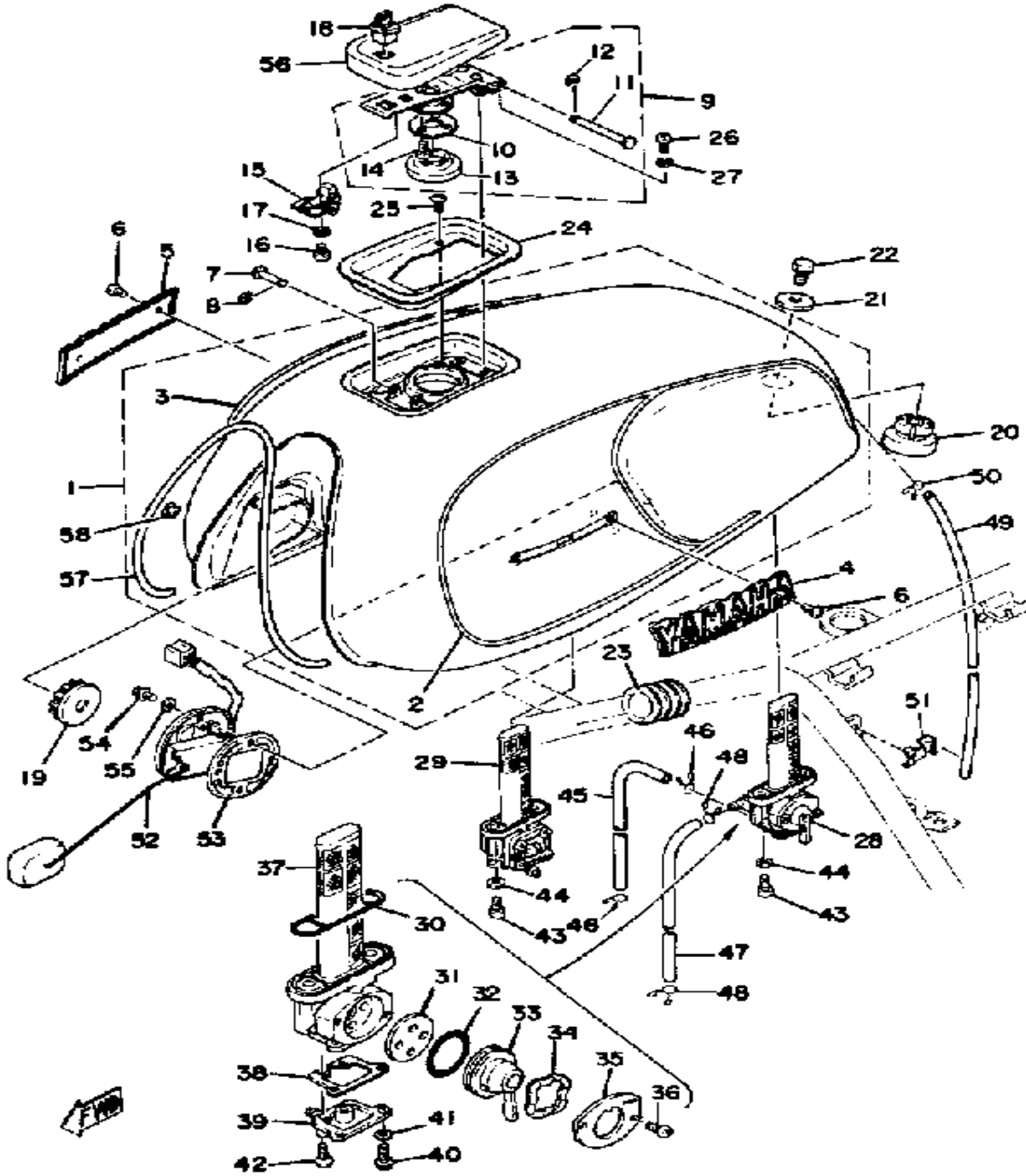
Ref. No.	Part Number	Description	Qty	Remarks
28	341-23167-50-00	. HOLDER, AXLE	1	
29	92901-08600-00	. WASHER	2	
30	90185-08089-00	. NUT, SELF-LOCKING	2	
31	122-23129-00-00	. GASKET, DRAIN PLUG	2	
	98580-04008-00	. SCREW, PAN HEAD	2	
32	4H7-23119-00-00	. PLUG, DRAIN - (122-23119-01)	2	
33	2H7-23121-00-93	COVER, UPPER 1	1	
34	2H7-23131-00-93	COVER, UPPER 2	1	
35	2H7-85110-00-00	FRT REFLECTOR ASSEMBLY .	2	
12-1	2H7-23141-10-00	. SPRING, FRONT FORK	2	OPTIONAL

STEERING



Ref. No.	Part Number	Description	Qty	Remarks
1	93332-00008-00	BEARING	1	
2	93332-00001-00	BEARING	1	
3	1J7-23415-00-00	COVER, BALL RACE 1	1	
4	90179-25033-00	NUT	2	
5	2H7-23435-00-98	CROWN, HANDLE	1	LOW GLOSS BLK
6	90105-14102-00	BOLT, WASHER BASED	1	
7	97313-08050-00	BOLT, HEXAGON (90101-08125)	2	
8	97021-08065-00	BOLT	1	
9	95303-08800-00	NUT (CROWN) (95301-08800)	3	
10	92901-08600-00	WASHER	6	
11	2H7-23441-00-98	HOLDER, HANDLE UPR	1	LOW GLOSS BLK
12	91316-08030-00	BOLT, SOCKET HEAD	4	
13	341-23469-00-00	CAP, BOLT	4	
14	(90480-34225-00)	GROMMET	1	
15	(2H7-23497-00-00)	GROMMET	2	
16	2H7-23395-00-00	EMBLEM	1	

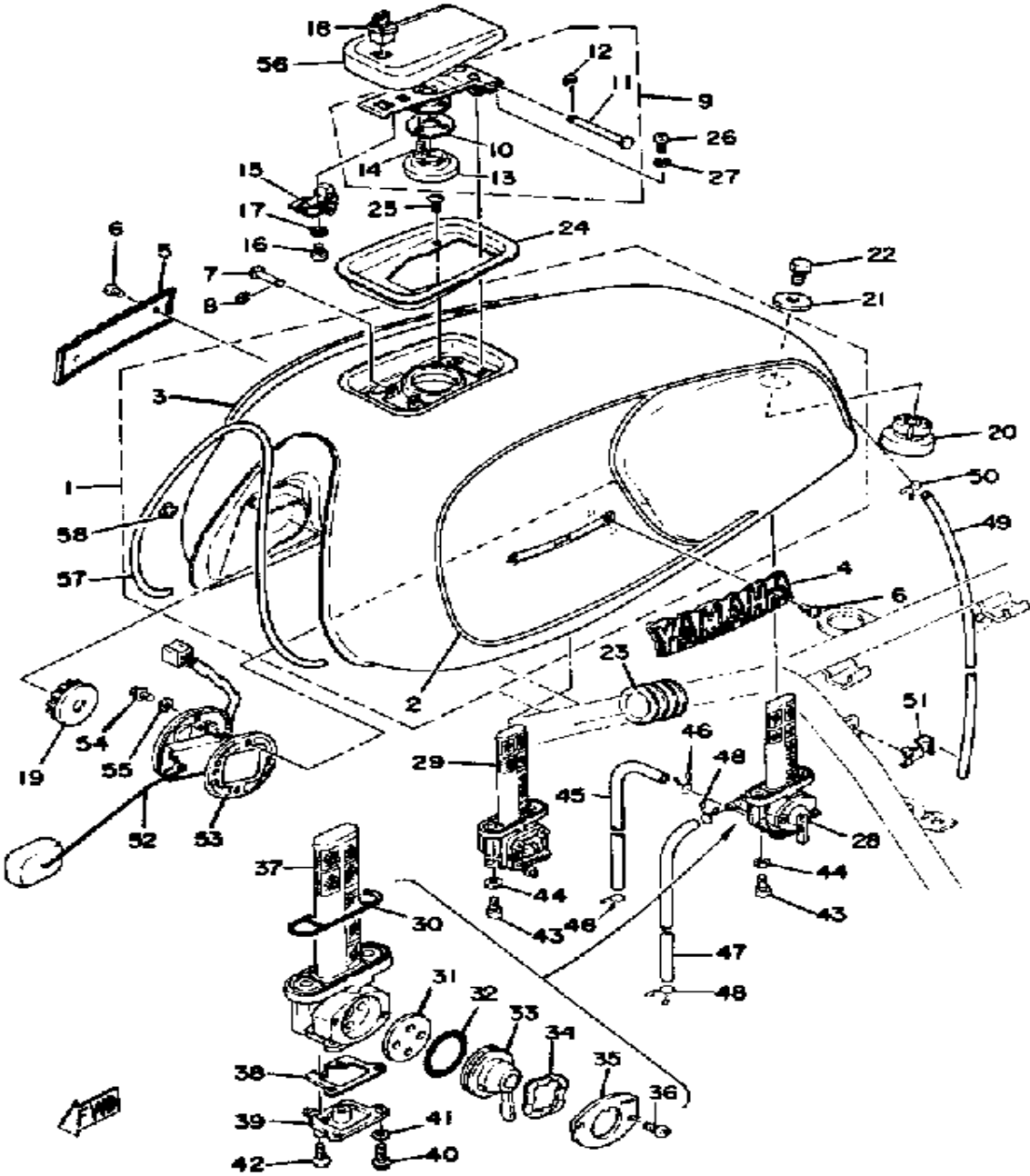
FUEL TANK



Ref. No.	Part Number	Description	Qty	Remarks
1	(2H7-24110-00-02)	FUEL TANK	1	INDIGO BLUE
	(2H7-24110-00-03)	FUEL TANK	1	MAGENTA RED
2	(2H7-24244-10-00)	GRAPHIC, FUEL TNK 1	1	
3	(2H7-24245-10-00)	GRAPHIC, FUEL TNK 2	1	
4	2H7-24161-00-00	EMBLEM 1	1	
5	2H7-24162-00-00	EMBLEM 2	1	
6	90152-04006-00	SCREW, COUNTERSUNK	4	
7	90249-03123-00	PIN, SPEC'L SHAPE	1	
8	93430-02001-00	CIRCLIP	1	
9	2H7-W2461-02-00	TANK-CAP BODY ASSEMBLY .	1	
10	(2H7-24641-01-00)	GASKET, CAP 1	1	
11	(2H7-24623-00-00)	PIN 1	1	
12	93430-02001-00	. CIRCLIP		
13	437-24612-00-00	. GASKET, CAP	1	
14	(97701-30506-00)	SCREW, TAPPING	3	
15	2H7-W2462-00-00	HOOK/SLIDE CAM ASSEMBLY	1	
16	98901-03008-00	SCREW, BIND	2	
17	92990-03100-00	WASHER, SPRING (92901-03100)	2	
18	2H7-24602-00-00	CAP ASSEMBLY	1	
19	1J7-24181-01-00	DAMPER, LOCATING 1	2	
20	2H7-24182-00-00	DAMPER, LOCATING 2	1	
21	90201-08310-00	WASHER, PLATE	1	
22	97313-08012-00	BOLT	1	
23	1J7-24183-02-00	DAMPER, LOCATING 3	2	
24	2H7-2414A-00-00	COVER, FILLER	1	
25	98901-05008-00	SCREW, BIND	4	
26	98580-05010-00	SCREW, PAN HEAD	2	
27	92990-05100-00	WASHER, SPRING	2	

CONTINUED ON NEXT FRAME ►

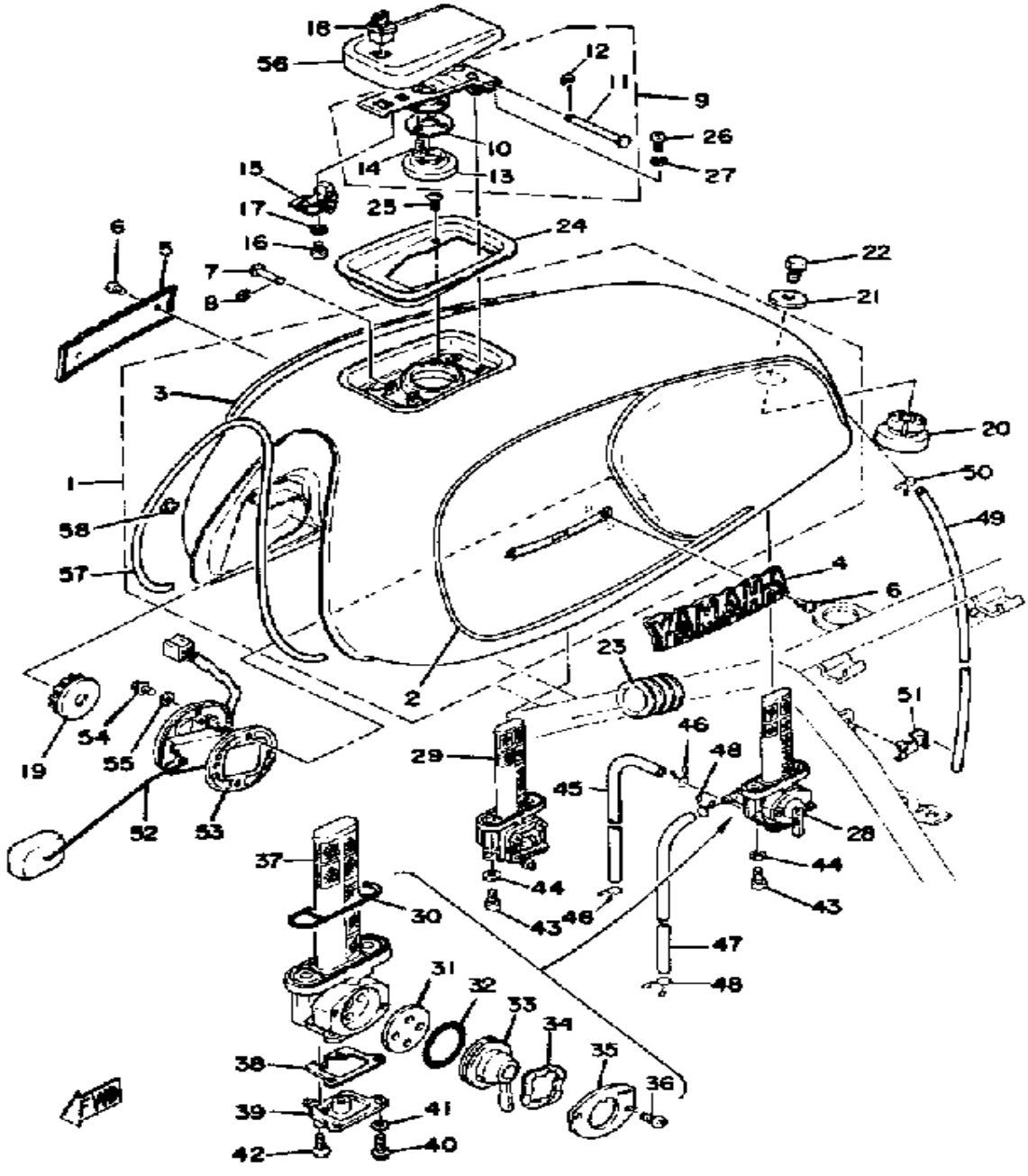
FUEL TANK



Ref. No.	Part Number	Description	Qty	Remarks
28	3G1-24500-03-00	FUEL COCK ASSEMBLY 1	1	
29	2H7-24510-00-00	FUEL COCK ASSEMBLY 2	1	
30	1J7-24512-00-00	. GASKET	2	
31	1J7-24523-00-00	. VALVE	2	
32	1J7-24534-00-00	. SEAL, COCK	2	
33	(2H7-24524-00-00)	LEVER, COCK	1	
	(2H7-24524-10-00)	LEVER, COCK	1	
34	1J7-24518-00-00	. WASHER, WAVE	2	
35	(2H7-24525-00-00)	PLATE, LVR FITTING	1	
	(2H7-24525-10-00)	PLATE, LVR FITTING	1	
36	98580-03008-00	. SCREW, PAN HEAD	4	
37	1J7-24514-02-00	. NET, FILTER 1	2	
38	1J7-24522-00-00	. GASKET	2	
39	(2H7-24521-00-00)	CUP, FILTER	2	
40	98506-04012-00	. SCREW, PAN HEAD	4	
41	92906-04100-00	. WASHER, SPRING	4	
42	98606-04016-00	. SCREW, OVAL HEAD	4	
43	90149-06008-00	SCREW	4	
44	90202-05187-00	WASHER, PLATE	4	
45	90445-10141-00	HOSE	2	
46	90467-09006-00	CLIP	4	
47	90445-07176-00	HOSE	2	
48	90467-07029-00	CLIP	4	
49	90445-105G5-00	HOSE	1	
50	90467-09006-00	CLIP	1	
51	(90462-10040-00)	CLAMP	1	
52	2H7-85752-00-00	SNDR UT ASSEMBLY, F/MTR	1	
53	2H7-85753-00-00	GASKET, SENDER UNIT	1	
54	95821-06014-00	BOLT, FLANGE	4	

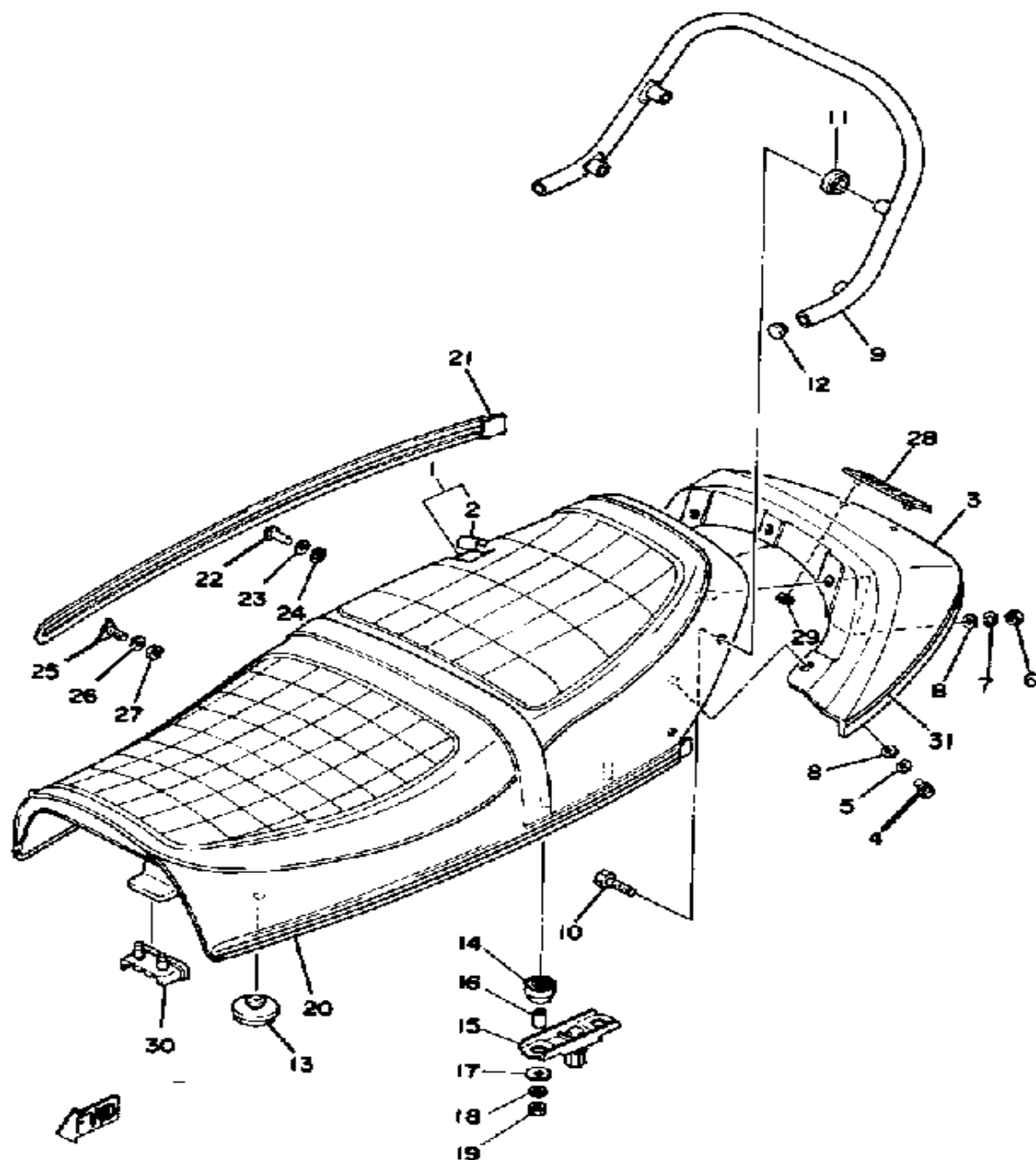
CONTINUED ON NEXT FRAME ►

FUEL TANK



Ref. No.	Part Number	Description	Qty	Remarks
55	90202-05187-00	WASHER, PLATE	4	
56	2H7-24611-00-00	BODY, CAP	1	
57	2H7-24189-00-00	PLATE, MOLD	1	
58	90468-03063-00	CLIP	4	

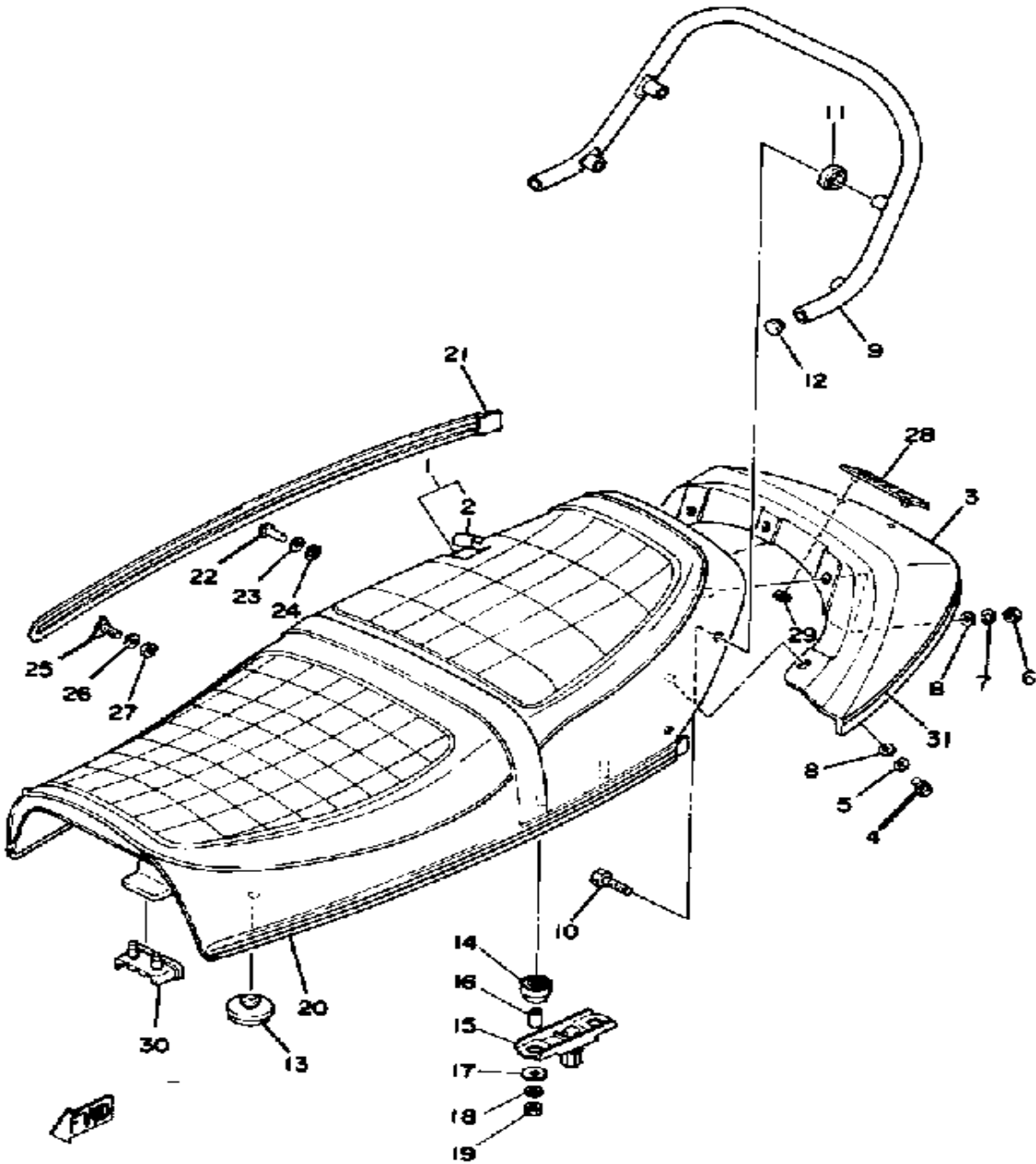
SEAT



Ref. No.	Part Number	Description	Qty	Remarks
1	2H7-W2472-00-00	DOUBLE SEAT ASSEMBLY (2H7-24730-Y0)	1	
2	(2H7-24731-10-00)	COVER, DOUBLE SEAT	1	
3	(2H7-24756-00-7E)	COVER, TAIL	1	MAGENTA RED
	2H7-24756-00-4E	COVER, TAIL	1	INDIGO BLUE
4	97313-05016-00	BOLT, HEXAGON	2	
5	92990-05100-00	WASHER, SPRING	2	
6	95380-05600-00	NUT	3	
7	92990-05100-00	WASHER, SPRING	3	
8	92990-05200-00	WASHER, PLAIN	5	
9	2H7-24773-00-00	HANDLE, SEAT	1	
10	(90101-08305-00)	BOLT	4	
11	1T4-24796-00-00	COVER	4	
12	1J3-24742-00-00	GROMMET	2	
13	1L9-24741-00-00	PAD, SEAT	6	
14	2H7-24723-00-00	DAMPER, SEAT	4	
15	2H7-24738-00-00	BRACKET, SEAT	2	
16	90387-06553-00	COLLAR	4	
17	90201-063J2-00	WASHER, PLATE	4	
18	92995-06100-00	WASHER, SPRING	4	
19	95380-06600-00	NUT	4	
20	(2H7-24785-00-4E)	MOLD, SEAT	1	INDIGO BLUE
	(2H7-24785-00-7E)	MOLD, SEAT	1	MAGENTA RED
21	(2H7-24785-10-4E)	MOLD, SEAT	1	INDIGO BLUE
	(2H7-24785-10-7E)	MOLD, SEAT	1	MAGENTA RED
22	1J7-24789-00-00	RIVET	2	
23	1J7-24722-00-00	WASHER, SPECIAL	2	
24	1J7-24735-00-00	SPEED NUT	2	
25	1J7-24777-00-00	BOLT, LEVER FITTING	4	

CONTINUED ON NEXT FRAME ►

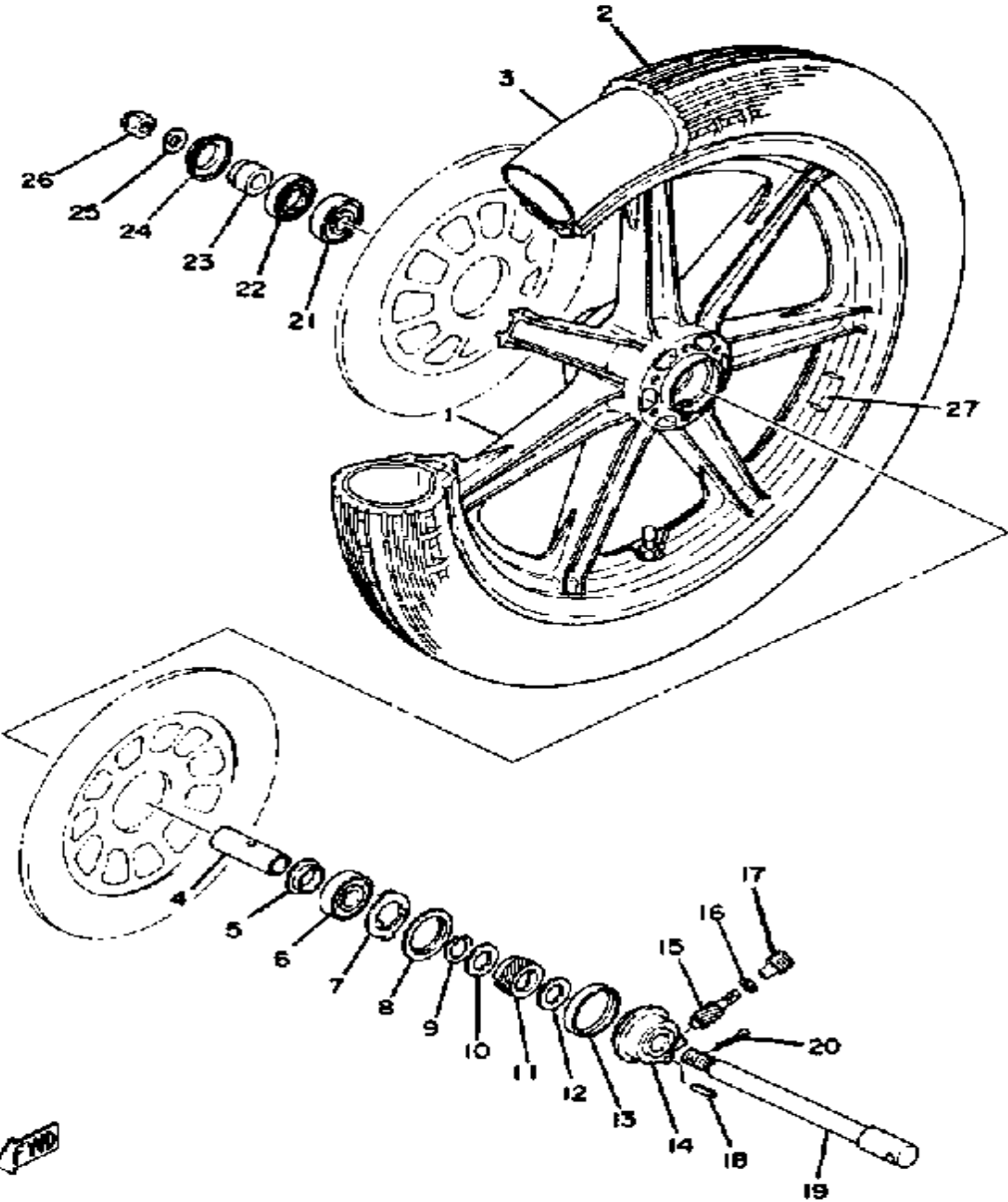
SEAT



Ref. No.	Part Number	Description	Qty	Remarks
26	92990-04200-00	WASHER, PLAIN	4	
27	95301-04600-00	NUT	4	
28	25G-24786-00-00	EMBLEM	1	
29	90183-04012-00	NUT, SPRING	2	
30	2H7-24724-00-00	DAMPER, SEAT	1	
31	(2H7-24757-10-00)	GRAPHIC, TAIL COVER	1	

FRONT WHEEL

Tire Size (Nominal Pressure) F: 3.50H19(2.0kg/cm²/28psi) R: 4.50H17(2.5kg/cm²/35psi)

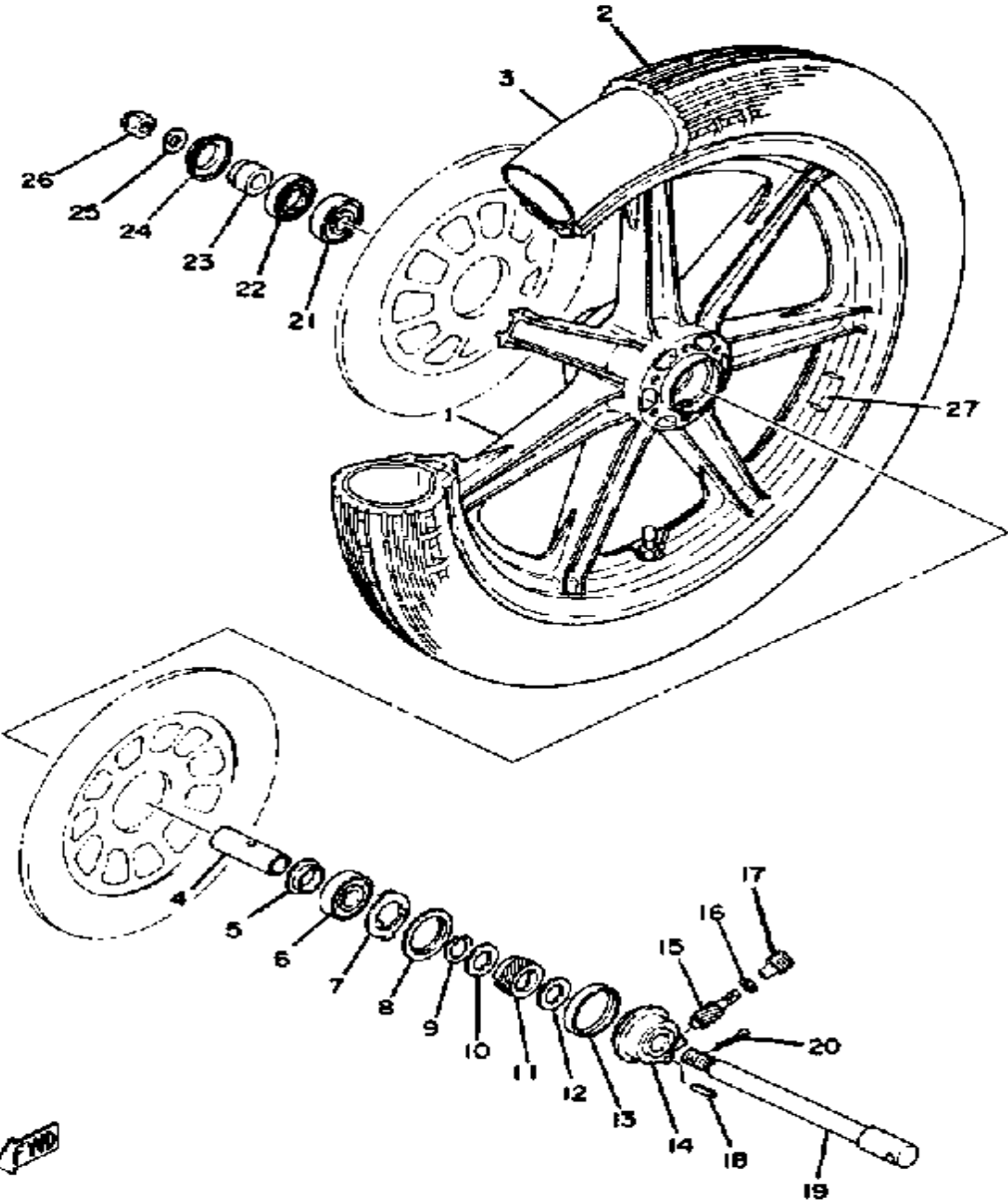


Ref. No.	Part Number	Description	Qty	Remarks
1	2H9-25168-29-00	WHEEL, CAST FRONT (2H9-25168-00)	1	951~
	2H9-25168-29-00	WHEEL, CAST FRONT (2H9-25168-00)	1	LOW GLOSS BLK
2	(94135-19345-00)	350H19BS S21F 4PLY	1	
	93900-00001-00	VALVE, RIM	1	951~
	94135-19394-00	350H19 S703TL	1	951~
3	94210-19224-00	TUBE (100/90-19 TR4 BTL)	1	
4	90560-17126-00	SPACER	1	
5	146-25315-00-00	FLANGE, SPACER	1	
6	93306-30309-00	BEARING	1	
7	341-25149-00-00	CLUTCH, METER	1	
8	341-25846-00-00	RETAINER, CLUTCH	1	
9	341-25137-00-00	RING, STOP	1	
10	90201-25286-00	WASHER, PLATE (341-25147-00)	1	
11	341-25135-01-00	GEAR, DRIVE	1	
12	90201-25490-00	WASHER, PLATE	1	
13	93105-45017-00	OIL SEAL	1	
14	341-25190-01-00	GEAR UNIT ASSEMBLY	1	
15	306-25138-00-00	GEAR, METER	1	
16	102-18416-00-00	SHIM, ROD	1	
17	306-25136-00-00	BUSH	1	
18	91609-20014-00	PIN, SPRING	1	
19	341-25181-01-00	AXLE, WHEEL	1	
20	91401-30030-00	PIN, COTTER	1	
21	93306-30309-00	BEARING	1	
22	93102-28022-00	OIL SEAL	1	
23	90387-17433-00	COLLAR	1	
24	341-25118-00-00	COVER, hub dust	1	

CONTINUED ON NEXT FRAME ►

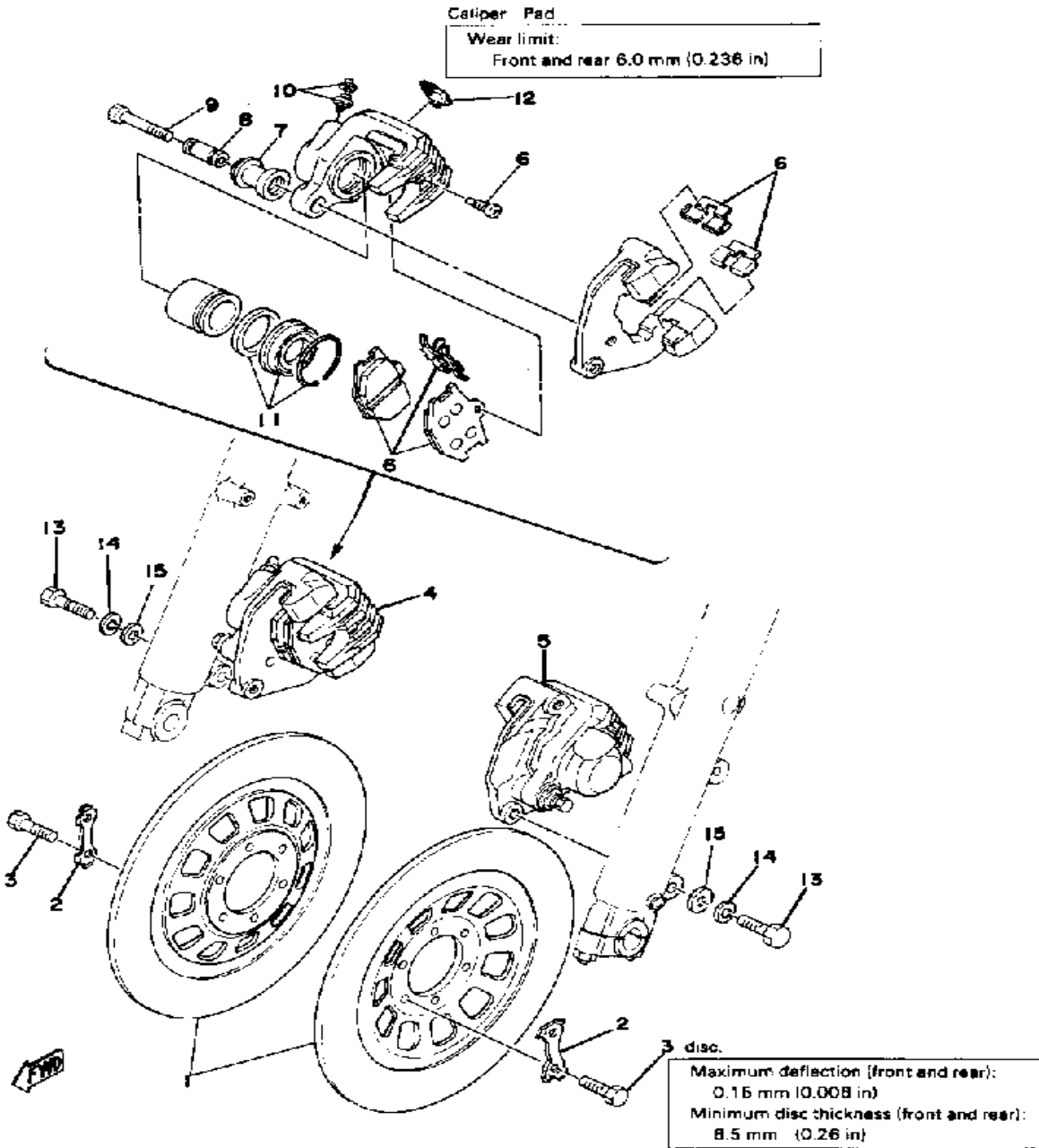
FRONT WHEEL

Tire Size (Nominal Pressure) F: 3.50H19(2.0kg/cm²/28psi) R: 4.50H17(2.5kg/cm²/35psi)



Ref. No.	Part Number	Description	Qty	Remarks
25	92990-14200-00	WASHER, PLAIN	1	
26	90171-14020-00	NUT, CASTLE	1	
27	1A1-25398-01-00	BALANCER, WHEEL	2	U.N. 20G
	1A1-25399-00-00	BALANCER, WHEEL	1	U.N. 10G
	2M0-25399-00-00	BALANCER, WHEEL	3	U.N. 30G

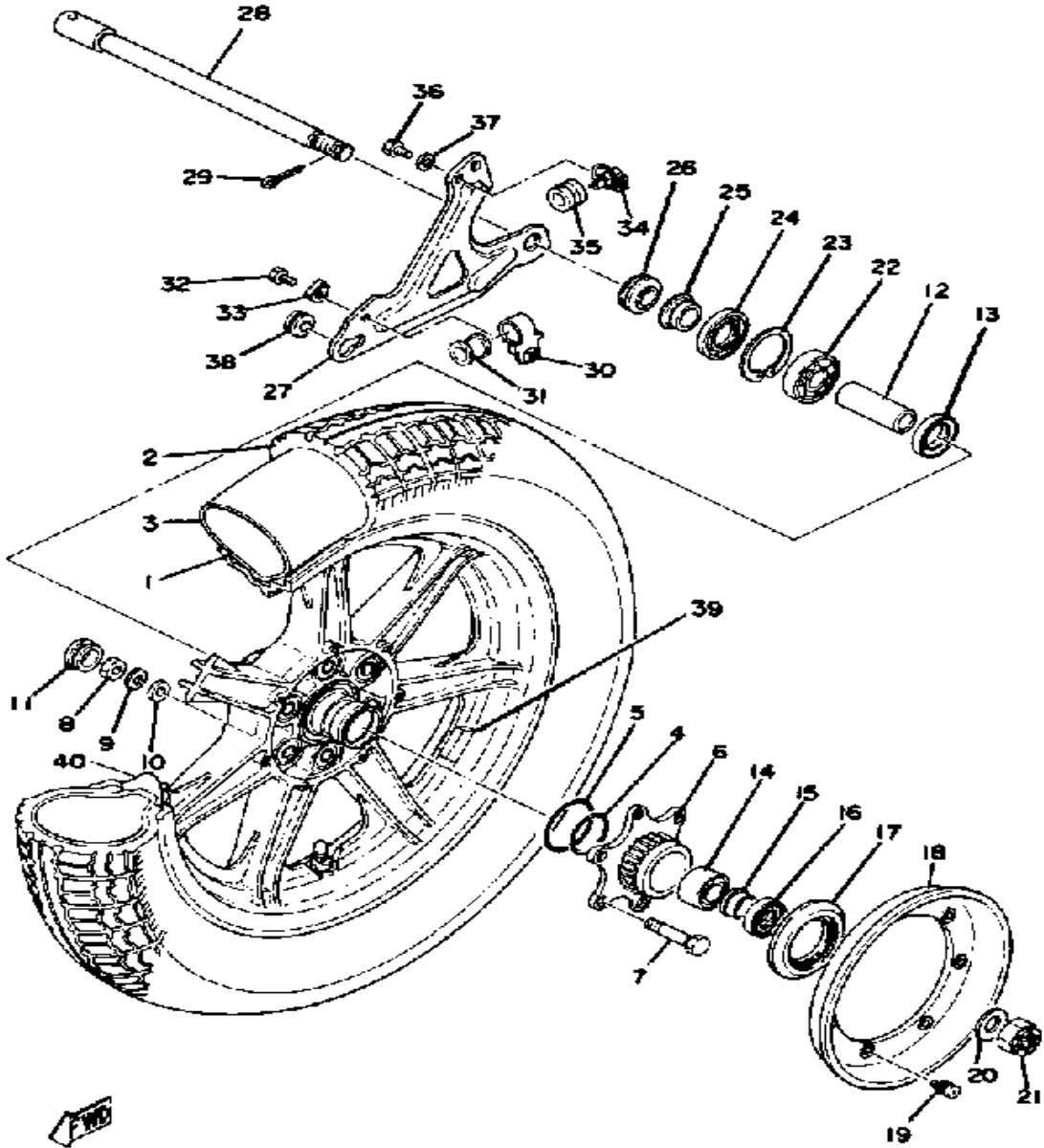
FRONT BRAKE - CALIPER



Ref. No.	Part Number	Description	Qty	Remarks
1	(1J3-25831-00-00)	DISC, BRAKE	2	
2	1J3-25834-01-00	WASHER, LOCK	6	
3	90101-08312-00	BOLT	12	
4	3H5-25810-02-00	CALIPER ASSEMBLY RH	1	
5	3H5-25810-12-00	CALIPER ASSEMBLY LH	1	
6	4K0-W0045-01-00	. BRAKE PAD KIT, FRNT	2	
7	1J3-25917-00-00	. BOOT, CALIPER	2	
8	1J3-25838-00-00	. SLEEVE, CALIPER	2	
9	90105-08145-00	. BOLT, WASHER BASED	2	
10	1J3-W0048-00-00	. BLEED SCREW KIT	2	
11	1J3-W0047-00-00	. CALIPER SEAL KIT	2	
12	1J3-25845-01-00	. CAP, INDICATOR	2	
13	90105-10638-00	BOLT, WASHER BASED	4	
14	92990-10100-00	WASHER, SPRING	4	
15	92990-10200-00	WASHER, PLAIN	4	

REAR WHEEL

Tire Size (Nominal Pressure) F: 3.50H19(2.0kg/cm²/28psi) R: 4.50H17(2.5kg/cm²/35psi)

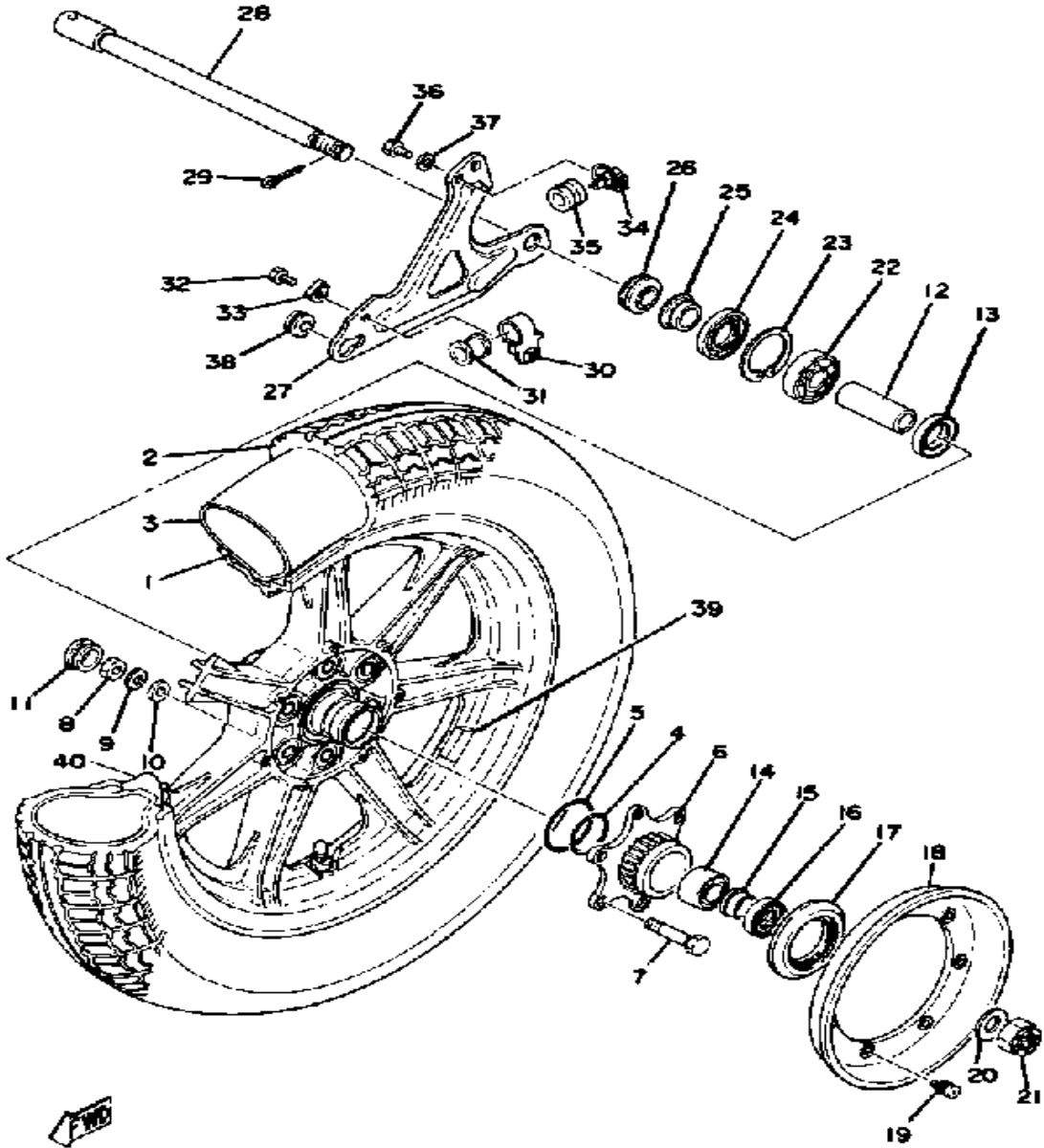


Ref. No.	Part Number	Description	Qty	Remarks
1	(2H8-W2533-00-00)	WHEEL, CAST REAR	1	951~
	(2H8-W2533-00-00)	WHEEL, CAST REAR	1	LOW GLOSS BLK
2	(94145-17384-00)	450X17 BS 21 2	1	
	93900-00001-00	VALVE, RIM	1	951~
	94145-17395-00	450H17 S704TL	1	951~
3	94214-17278-00	TUBE	1	
4	93210-40745-00	O-RING	1	
5	93210-58677-00	O-RING (93210-58114)	1	
6	2H7-25366-00-00	CLUTCH, HUB	1	
7	90109-10491-00	BOLT	6	
8	95380-10600-00	NUT	6	
9	92990-10100-00	WASHER, SPRING	6	
10	90201-10124-00	WASHER, PLATE	6	
11	(90338-24083-00)	PLUG, SPEC'L SHAPE	6	
12	2H7-25317-00-00	SPACER, BEARING	1	
13	2H7-25315-00-00	FLANGE, SPACER	1	
14	93313-62010-00	BEARING, CYLINDER.# 3	1	
15	90387-20741-00	COLLAR	1	
16	93102-25360-00	OIL SEAL	1	
17	1J7-25319-01-00	. SEAL, HUB DUST	1	
18	2H7-25327-00-00	COVER, PLATE	1	
19	90159-05018-00	SCREW, WITH WASHER	7	
20	90201-18620-00	WASHER, PLAIN	1	
21	90171-18043-00	NUT, CASTLE	1	
22	93306-30417-00	BEARING (B6304ZZ)	1	
23	99009-52500-00	CIRCLIP	1	
24	93104-27026-00	OIL SEAL, SO-TYPE	1	
25	1J7-25377-00-00	COLLAR, WHEEL	1	
26	90387-20637-00	COLLAR	1	

CONTINUED ON NEXT FRAME ➤

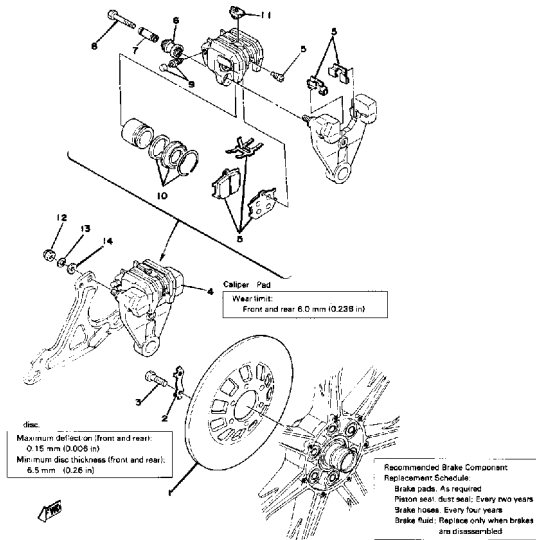
REAR WHEEL

Tire Size (Nominal Pressure) F: 3.50H19(2.0kg/cm²/28psi) R: 4.50H17(2.5kg/cm²/35psi)



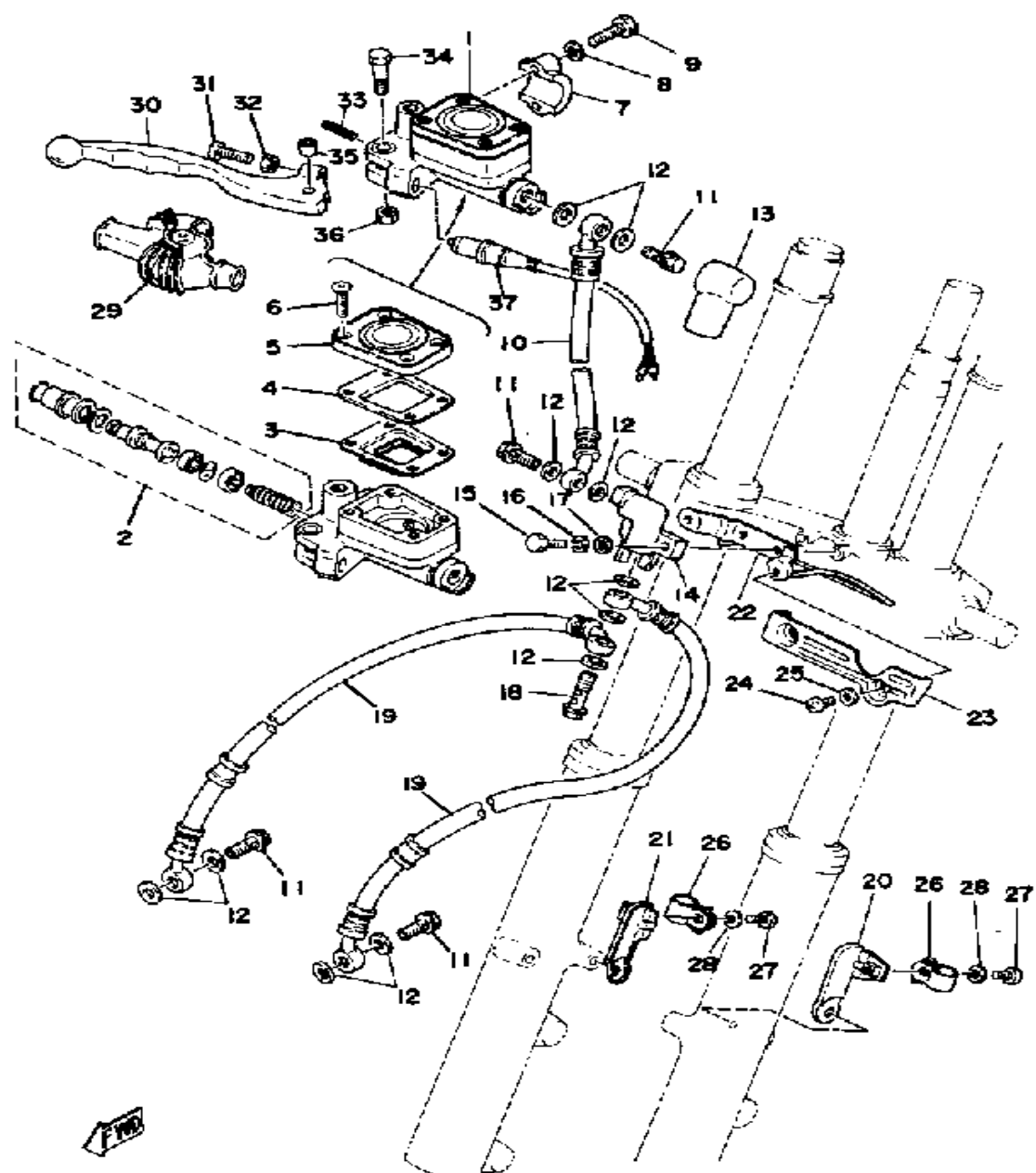
Ref. No.	Part Number	Description	Qty	Remarks
27	2H7-25371-00-00	BAR, TENSION	1	
28	(2H7-25381-00-00)	AXLE, WHEEL	1	
29	91401-40040-00	PIN, COTTER	1	
30	(2H7-25886-00-00)	HOLDER, BRAKE HOSE	1	
31	306-25881-00-00	PROTC, BRAKE HOSE	1	
32	97016-06016-00	BOLT	1	
33	(90215-06128-00)	WASHER, LOCK	1	
34	(2H7-25887-00-00)	HOLDER, BRAKE HOSE	1	
35	341-25881-00-00	PROTECTOR, BRAKE HOSE	1	
36	97016-06016-00	BOLT	1	
37	92906-06100-00	WASHER, SPRING	1	
38	1J7-25374-00-00	SPACER, TORQ.STOP (92901-08100)	1	
39	1A1-25398-01-00	BALANCER, WHEEL	2	U.N. 20G
	1A1-25399-00-00	BALANCER, WHEEL	1	U.N. 10G
	2M0-25399-00-00	BALANCER, WHEEL	3	U.N. 30G
40	2X5-25394-00-00	SPACER, BEAD	2	

REAR BRAKE CALIPER



Ref. No.	Part Number	Description	Qty	Remarks
1	(1J3-25831-00-00)	DISC, BRAKE	1	
2	1J3-25834-01-00	WASHER, LOCK	3	
3	90101-08312-00	BOLT	6	
4	3J6-25810-52-00	CALIPER ASSEMBLY	1	
5	4K0-W0045-01-00	. BRAKE PAD KIT, FRNT	1	
6	1J3-25917-00-00	. BOOT, CALIPER	1	
7	1J3-25838-00-00	. SLEEVE, CALIPER	1	
8	90105-08145-00	. BOLT, WASHER BASED	1	
9	1J3-W0048-00-00	. BLEED SCREW KIT	1	
10	1J3-W0047-00-00	. CALIPER SEAL KIT	1	
11	1J3-25845-01-00	. CAP, INDICATOR	1	
12	95303-08800-00	NUT (CROWN) (95301-08800) .	1	
13	92990-08100-00	WASHER	1	
14	92990-08600-00	WASHER, PLATE	1	

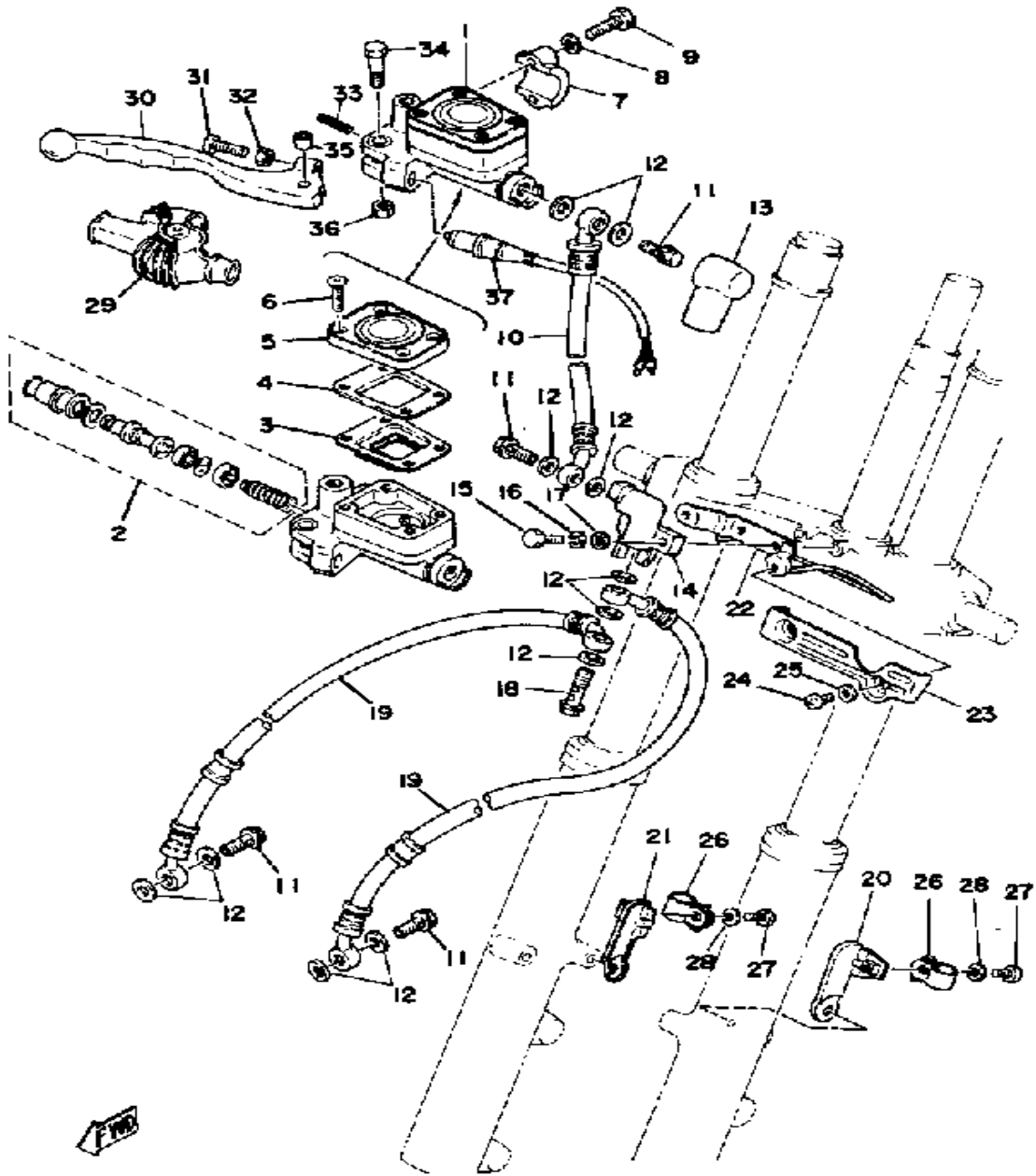
FRONT MASTER CYLINDER - BRAKE HOSE



Ref. No.	Part Number	Description	Qty	Remarks
1	1J3-25850-23-00	MSTR CYLINDER ASSEMBLY	1	
2	1J3-W0041-20-00	. CYLINDER KIT, MASTER	1	
3	1J3-25854-01-00	. DIAPHRAGM RESERVOR	1	
4	1J3-25855-01-00	. BUSH, DIAPHRAGM	1	
5	1J3-25852-01-00	. CAP, RESERVOIR	1	
6	90151-05008-00	. SCREW, COUNTERSUNK	4	
7	1J3-25867-00-00	BRACKET, MASTER CYLINDER (341-25867-00)	1	
8	92995-06100-00	WASHER, SPRING	2	
9	97313-06025-00	BOLT, HEXAGON	2	
10	2H7-25872-00-00	HOSE, BRAKE 1	1	
11	90401-10034-00	BOLT, UNION	4	
12	90201-10118-00	WASHER, PLATE	11	
13	306-25862-00-00	BOOT, MASTER CYLINDER	1	
14	1J7-25885-01-00	JOINT	1	
15	97011-06025-00	BOLT (97001-06025)	1	
16	92995-06100-00	WASHER, SPRING	1	
17	90201-061A5-00	WASHER, PLATE	1	
18	90401-10044-00	BOLT, UNION	1	
19	2H7-25873-00-00	HOSE, BRAKE 2	2	
20	2H7-25875-00-00	HOLDER, BRKE HOSE 1	1	
21	2H7-25876-00-00	HOLDER, BRKE HOSE 2	1	
22	(2H7-26399-00-00)	GUIDE, CABLE	1	
23	2H7-23317-00-00	HOLDER, CABLE	1	
24	98516-06012-00	SCREW, PAN HEAD	2	
25	92906-06600-00	WASHER	2	
26	90461-08031-00	CLAMP	2	
27	98580-06012-00	SCREW, PAN HEAD	2	
28	92995-06100-00	WASHER, SPRING	2	

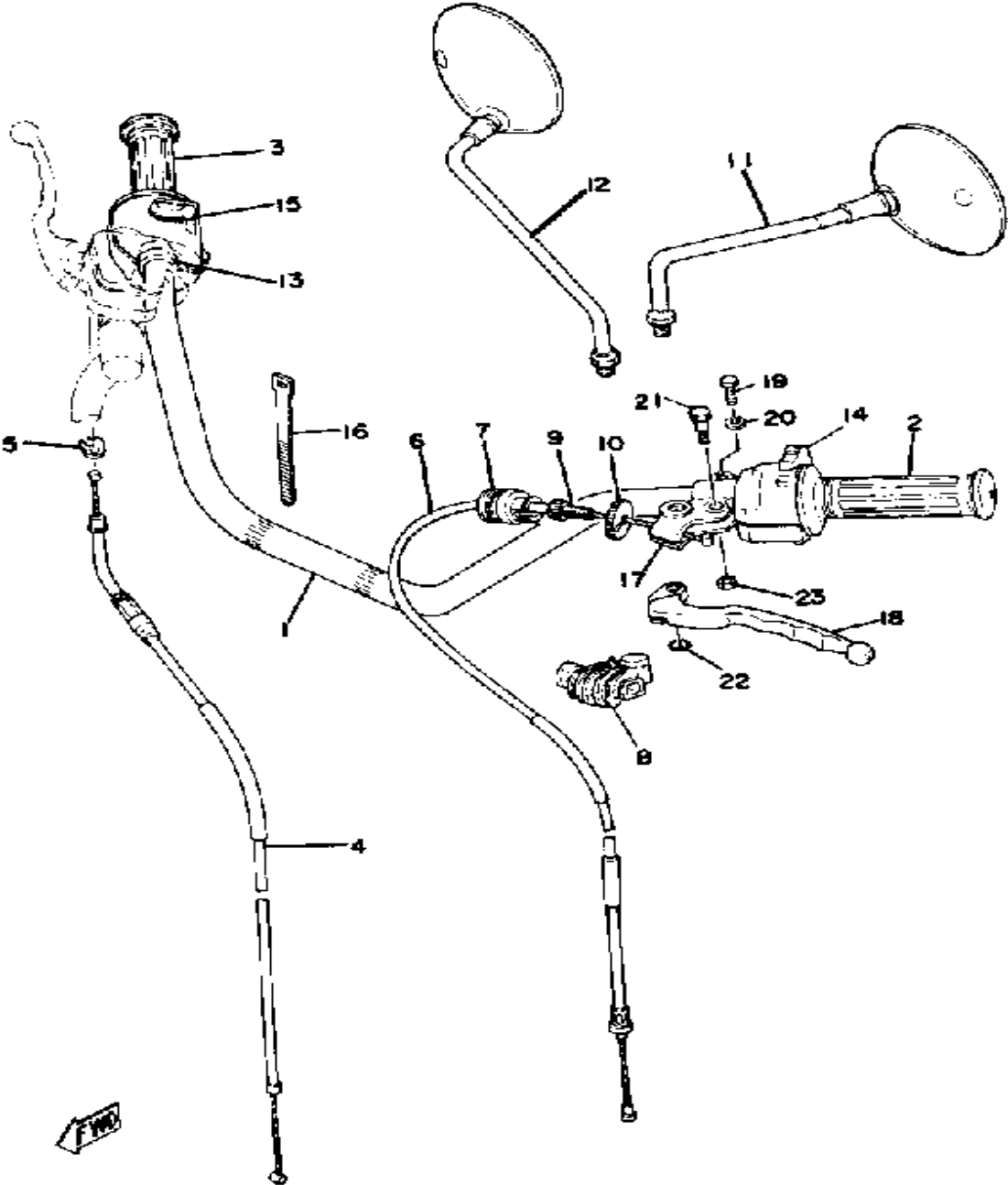
CONTINUED ON NEXT FRAME ►

FRONT MASTER CYLINDER - BRAKE HOSE



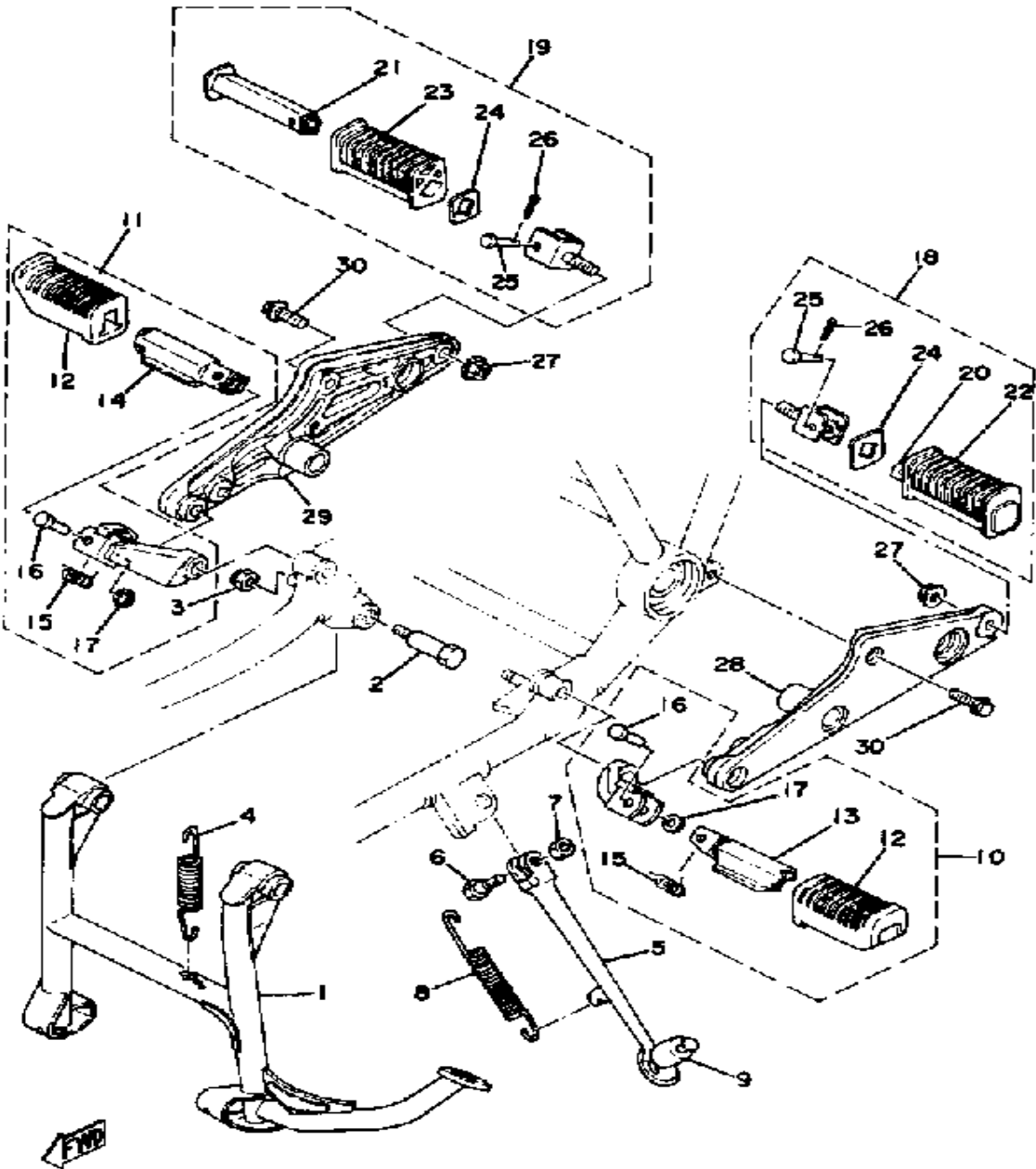
Ref. No.	Part Number	Description	Qty	Remarks
29	1T5-26372-00-00	COVER, HANDLE LEVER	1	
30	2H7-83922-20-00	LEVER R	1	LOW GLOSS BLK
31	(90146-06131-00)	SCREW, OVAL FLSTR	1	
32	90170-06010-00	NUT	1	
33	90501-10510-00	SPRING, COMPRESSION	1	
34	90109-06465-00	BOLT	1	
35	90386-08094-00	BUSH, SPEC'L NYLON	1	
36	95601-06100-00	NUT, U	1	
37	1A0-83980-30-00	STOP SWITCH ASSEMBLY	1	

HANDLE - WIRE



Ref. No.	Part Number	Description	Qty	Remarks
1	4H9-26111-00-00	HANDLEBAR	1	
2	2H7-26241-00-00	GRIP LH	1	
3	2H7-26240-00-00	GRIP ASSEMBLY RH	1	
4	2H7-26311-01-00	CABLE, THROTTLE 1	1	
5	584-26393-02-00	HOLDER	1	
6	3H3-26335-00-00	CABLE, CLUTCH	1	
7	1E6-26342-00-00	BOOT, CABLE	1	
8	1E6-26372-00-00	COVER, HANDLE LEVER 1 ...	1	
9	90123-08046-00	BOLT	1	
10	90179-08148-00	NUT	1	
11	4G0-26290-10-00	MIRROR ASSEMBLY LH	1	
12	2H7-26290-00-00	MIRROR ASSEMBLY RH	1	
13	90387-22660-00	COLLAR	1	
14	3H3-83973-00-98	SWITCH, HANDLE 3	1	LOW GLOSS BLK
15	2H7-83975-02-00	SWITCH, HANDLE 2	1	LOW GLOSS BLK
16	437-83936-01-00	BAND, SWITCH CORD	4	
17	341-82911-00-00	HOLDER, LEVER 1	1	LOW GLOSS BLK
18	2H0-83912-30-00	LEVER L	1	LOW GLOSS BLK
19	97003-06022-00	BOLT, HEXAGON (97301-06022)	1	
20	92995-06100-00	WASHER, SPRING	1	
21	2H7-83945-00-00	BOLT, LEVER	1	
22	93210-11368-00	O-RING	1	
23	95601-06100-00	NUT, U	1	

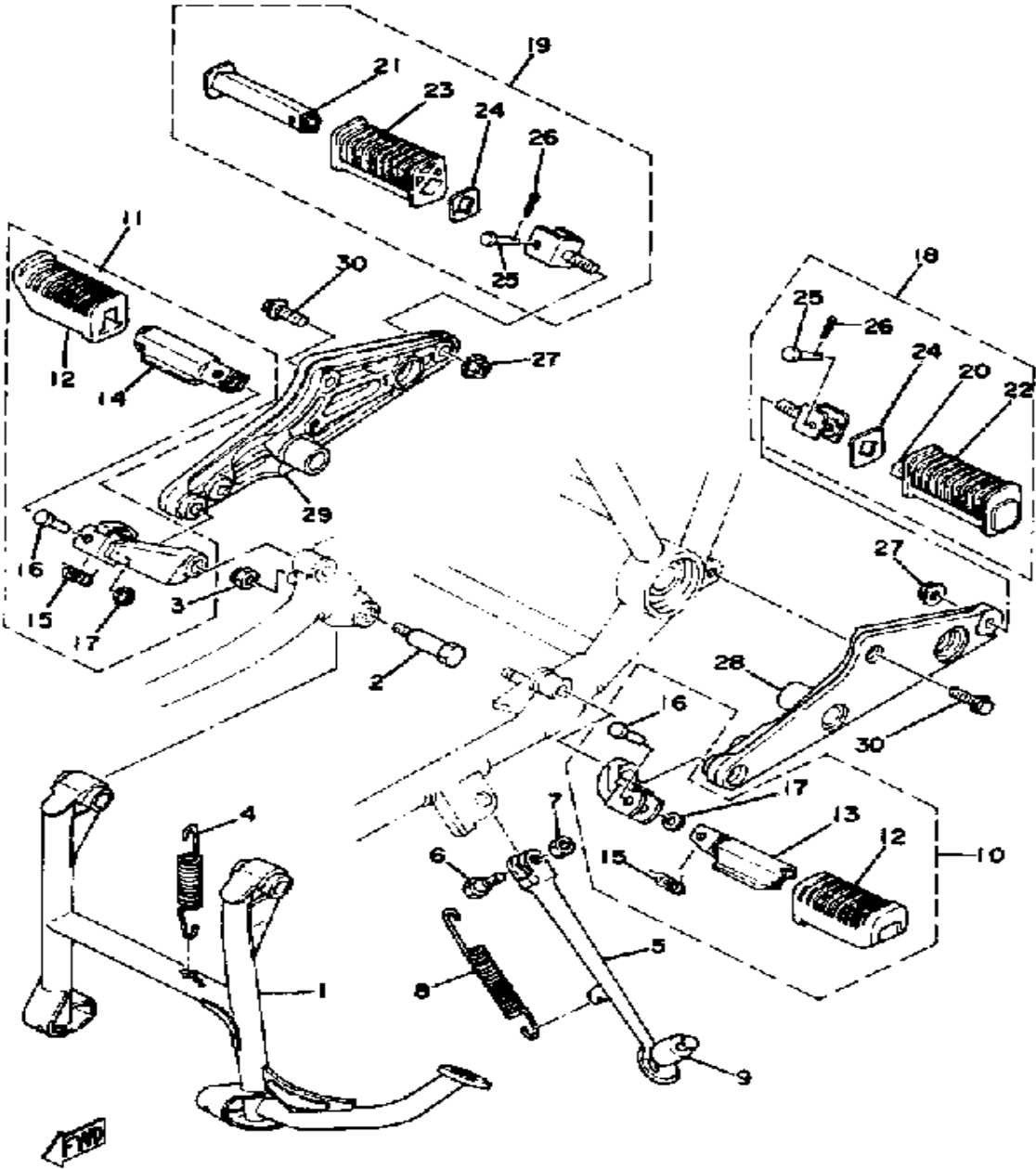
STAND - FOOTREST



Ref. No.	Part Number	Description	Qty	Remarks
1	2H7-27111-00-00	STAND, MAIN	1	
2	90109-10440-00	BOLT	2	
3	95601-10100-00	NUT, U (95602-10100-00)	2	
4	90506-45199-00	SPRING, TENSION	1	
5	2H7-27311-00-00	STAND, SIDE	1	
6	90109-103A1-00	BOLT	1	
7	95303-10700-00	NUT	1	
8	90506-28146-00	SPRING, TENSION	1	
9	2H7-27314-00-00	STOPPER	1	
10	2H7-27410-00-00	FRT FOOTREST ASSEMBLY L (L.H.)	1	
11	2H7-27420-00-00	FRT FOOTREST ASSEMBLY R (R.H.)	1	
12	4L0-27423-00-00	. COVER, FOOTREST	2	
13	3CK-27451-00-00	. FOOTREST	1	
14	3N6-27461-00-00	. FOOTREST	1	
15	90508-20023-00	. SPRING, TORSION	2	
16	90243-08006-00	. PIN	2	
17	90201-06042-00	. WASHER, PLATE	2	
18	2H7-27430-00-00	RR FOOTREST ASSEMBLY 1	1	
19	2H7-27440-00-00	RR FOOTREST ASSEMBLY 2	1	
20	447-27431-00-00	. FOOTREST, REAR 1	1	
21	447-27441-00-00	. FOOTREST, REAR 2	1	
22	1J7-27433-00-00	. COVER, RR FOOTREST	1	
23	1J7-27444-00-00	. COVER, RR FOOTREST	1	
24	90209-18070-00	. WASHER, SPECL SHAP	2	
25	91701-06035-00	. PIN, CLEVIS	2	
26	91490-16020-00	. PIN, COTTER	2	
27	90179-10247-00	NUT	2	

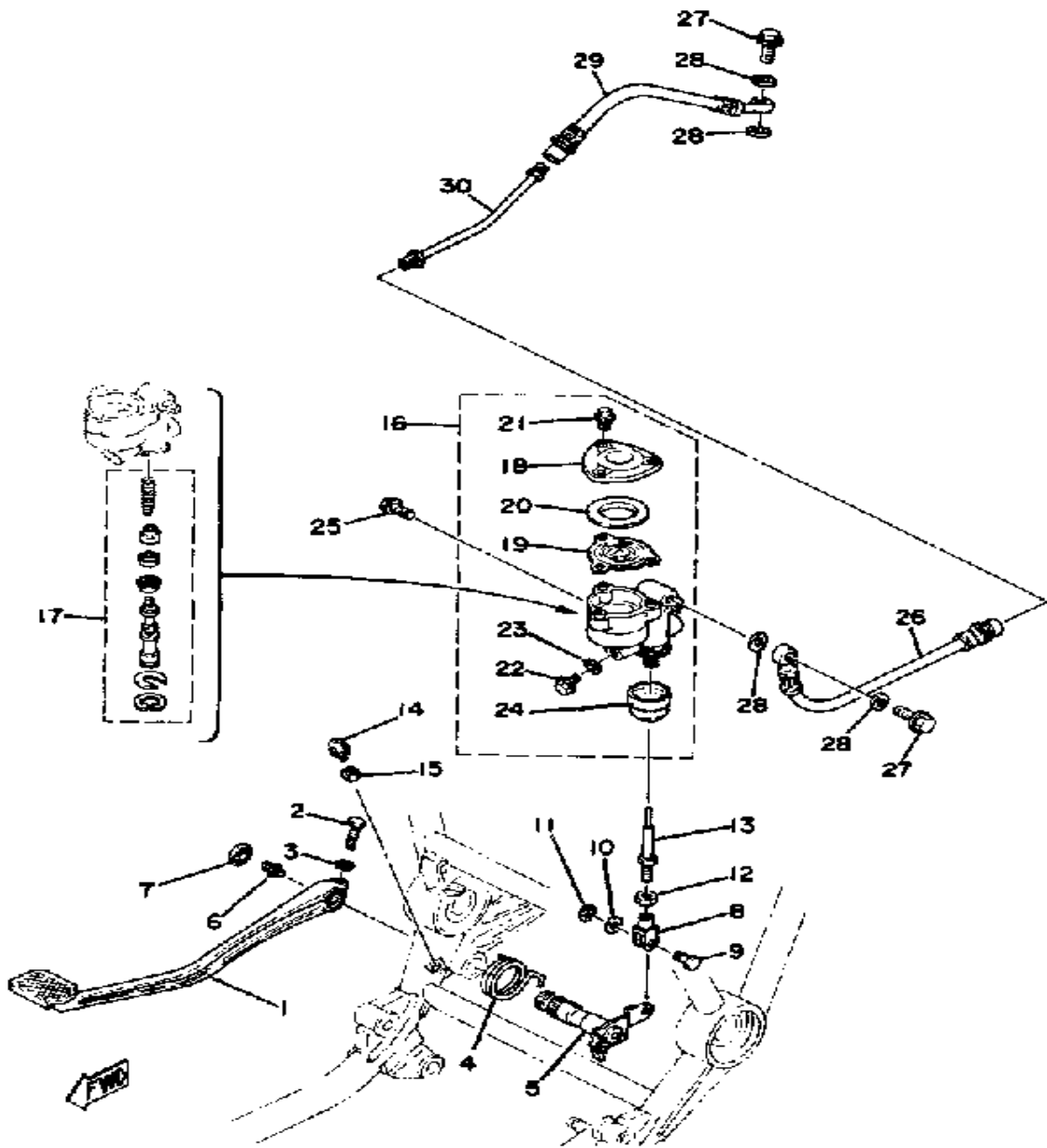
CONTINUED ON NEXT FRAME ►

STAND - FOOTREST



Ref. No.	Part Number	Description	Qty	Remarks
28	2H9-27442-00-00	BRACKET 2	1	
29	(2H9-27443-00-00)	BRACKET 3	1	
30	90105-10108-00	BOLT, WASHER BASED	2	

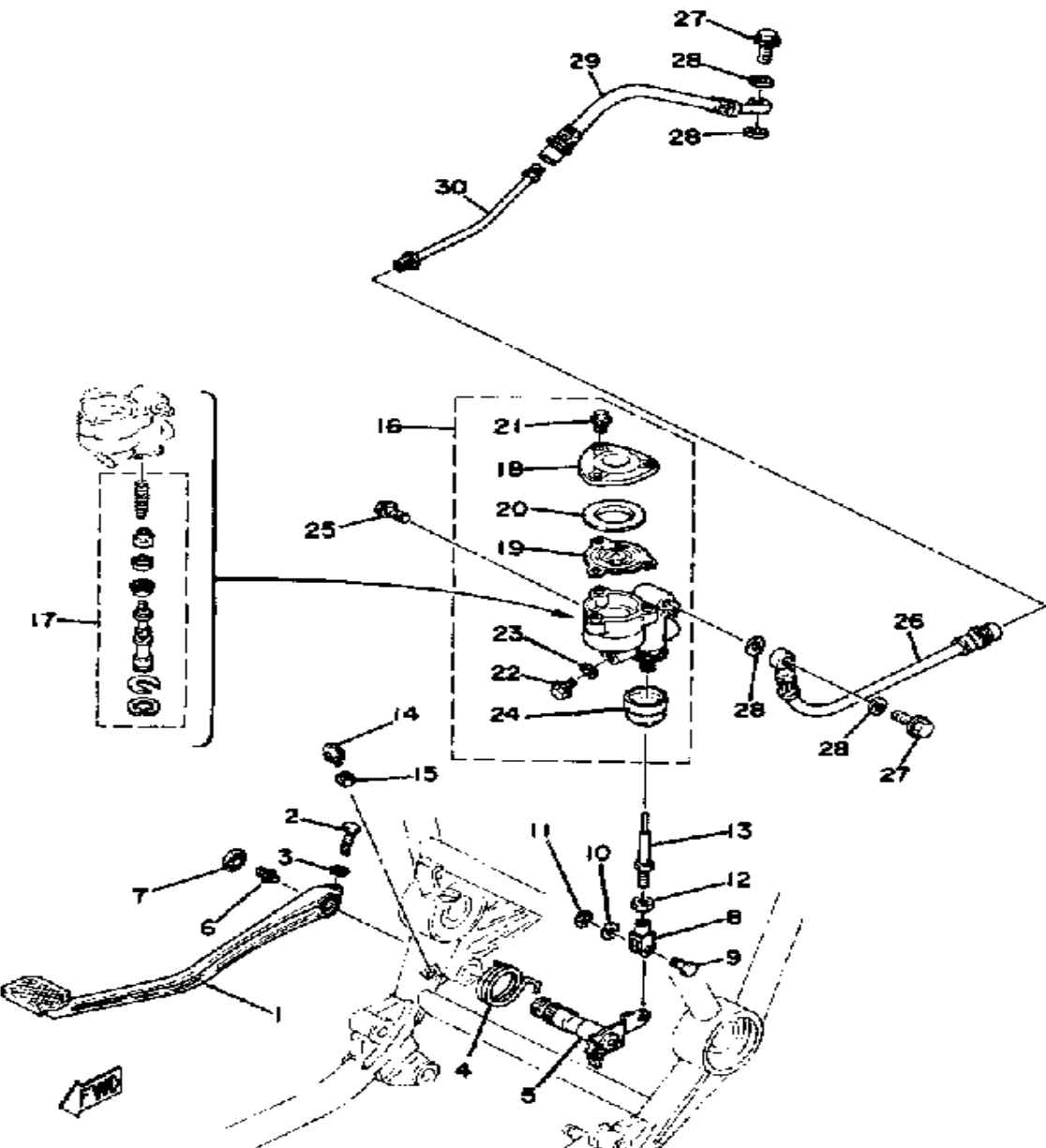
BRAKE PEDAL - REAR MASTER CYLINDER



Ref. No.	Part Number	Description	Qty	Remarks
1	(2H7-27211-00-93)	PEDAL, BRAKE	1	
2	90109-06468-00	BOLT	1	
3	92995-06100-00	WASHER, SPRING	1	
4	90508-45363-00	SPRING, TORSION	1	
5	(2H7-27212-00-00)	SHAFT, BRAKE PEDAL	1	
6	93700-06M03-00	NIPPLE, GREASE	1	
7	90480-07226-00	GROMMET	1	
8	1J3-27222-01-00	JOINT	1	
9	90249-08124-00	PIN, SPEC'L SHAPE	1	
10	90201-08083-00	WASHER, PLATE	1	
11	99009-06600-00	CIRCLIP	1	
12	95303-08700-00	NUT	1	
13	1J7-27231-00-00	ROD, BRAKE	1	
14	90153-06008-00	SCREW, HEXAGON	1	
15	90170-06184-00	NUT, HEXAGON	1	
16	2H7-25850-51-00	MSTR CYLINDER ASSEMBLY	1	
17	2H7-W0042-00-00	CYLINDER KIT, MASTER	1	
18	1J3-25852-52-00	. CAP, RESERVOIR	1	
19	1J3-25854-51-00	. DIAPHRAGM RESERVOR	1	
20	1J3-25855-51-00	. BUSH, DIAPHRAGM	1	
21	90153-05014-00	. SCREW, HEXAGON	3	
22	90153-10015-00	. SCREW, hexagon	1	
23	90201-10610-00	. WASHER, plate	1	
24	1J3-25862-50-00	. BOOT, MASTER CYLINDER	1	
25	90105-08109-00	BOLT, washer based	2	M8-20L
26	2H7-25874-01-00	HOSE, BRAKE	1	
27	90401-10034-00	BOLT, UNION	2	
28	90201-10118-00	WASHER, PLATE	4	
29	2H7-25874-50-00	HOSE, BRAKE	1	

CONTINUED ON NEXT FRAME ➤

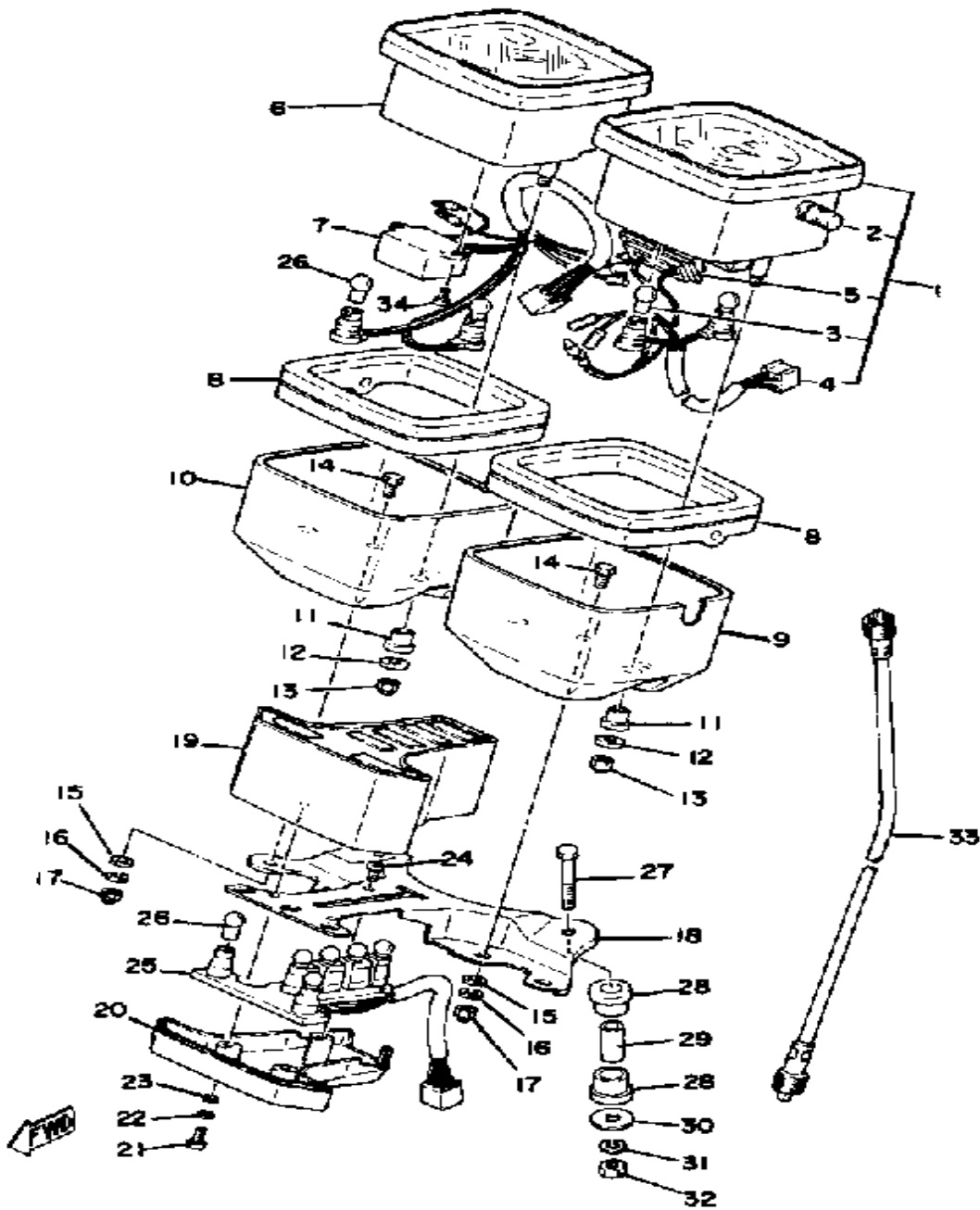
BRAKE PEDAL - REAR MASTER CYLINDER



Ref. No.	Part Number	Description	Qty	Remarks
----------	-------------	-------------	-----	---------

30	2H7-25871-00-00	PIPE, BRAKE	1	
----	-----------------	-------------------	---	--

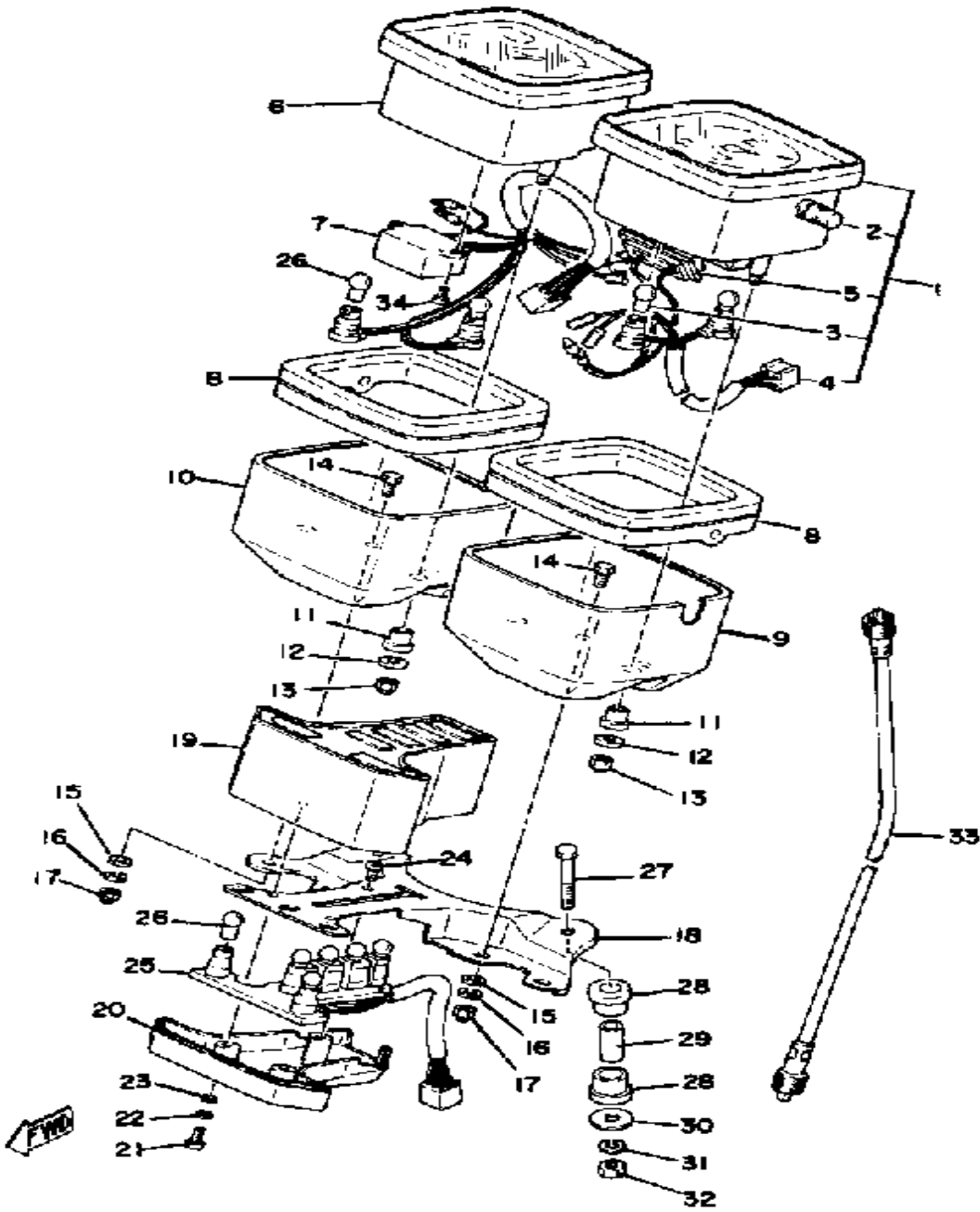
METER



Ref. No.	Part Number	Description	Qty	Remarks
1	2H7-83570-A0-00	SPEEDOMETER ASSEMBLY ..	1	
2	1E6-83578-60-00	. KNOB, TRIP METER	1	
3	123-83516-21-00	. BULB (12V-3.4W)	2	
4	(2H7-83536-00-00)	SOCKET, METER	1	
5	2H7-83556-00-00	. SENDER	1	
6	2H7-83540-01-00	TACHOMETER ASSEMBLY ...	1	
7	2H7-85755-01-00	REGULATOR, FL METER	1	
8	2H7-83513-01-00	DAMPER	2	
9	2H7-83507-00-00	COVER, SPEEDOMETER	1	
10	2H7-83508-00-00	COVER, TACHOMETER	1	
11	584-83523-00-00	DAMPER	4	
12	92990-05200-00	WASHER, PLAIN	4	
13	95303-05800-00	NUT (CROWN)	4	
14	584-83546-00-00	BOLT	4	
15	92990-06200-00	WASHER	4	
16	92995-06100-00	WASHER, SPRING	4	
17	95303-06800-00	NUT (CROWN)	4	
18	2H7-83519-00-00	BRACKET, METER	1	
19	2H9-83568-00-00	PILOT BOX, UPPER	1	
20	(2H7-83569-00-00)	PILOT BOX, LOWER	1	
21	98506-04018-00	SCREW, PAN HEAD	2	
22	92906-04100-00	WASHER, SPRING	2	
23	92906-04600-00	WASHER, PLATE	2	
24	98580-05010-00	SCREW, PAN HEAD	1	
25	2H7-83509-01-00	SOCKET CORD ASSEMBLY ..	1	
26	123-83516-21-00	BULB (12V-3.4W)	8	
27	97006-06040-00	BOLT	2	
28	584-83541-00-00	DAMPER	4	
29	90387-06249-00	COLLAR	2	

CONTINUED ON NEXT FRAME ►

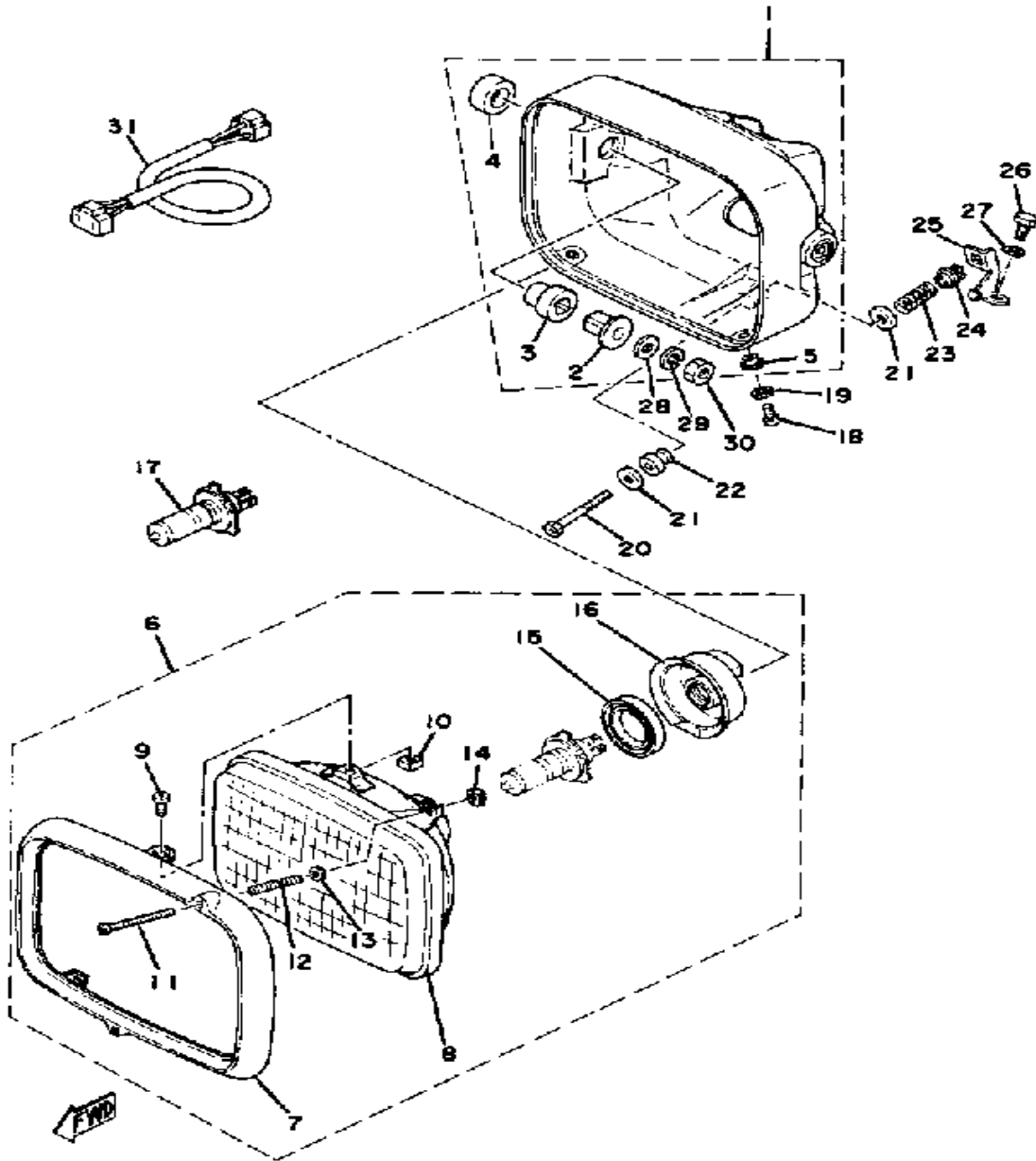
METER



Ref. No.	Part Number	Description	Qty	Remarks
30	90201-06067-00	WASHER, PLATE	2	
31	92995-06100-00	WASHER, SPRING	2	
32	95380-06600-00	NUT	2	
33	34X-83550-01-00	SPEEDOMETER CABLE ASSEMBLY	1	
34	98580-03008-00	SCREW, PAN HEAD	2	

HEADLIGHT

Headlight / Taillight / Signal Rating 12V60-55W / 12V27-8W / 12V27W

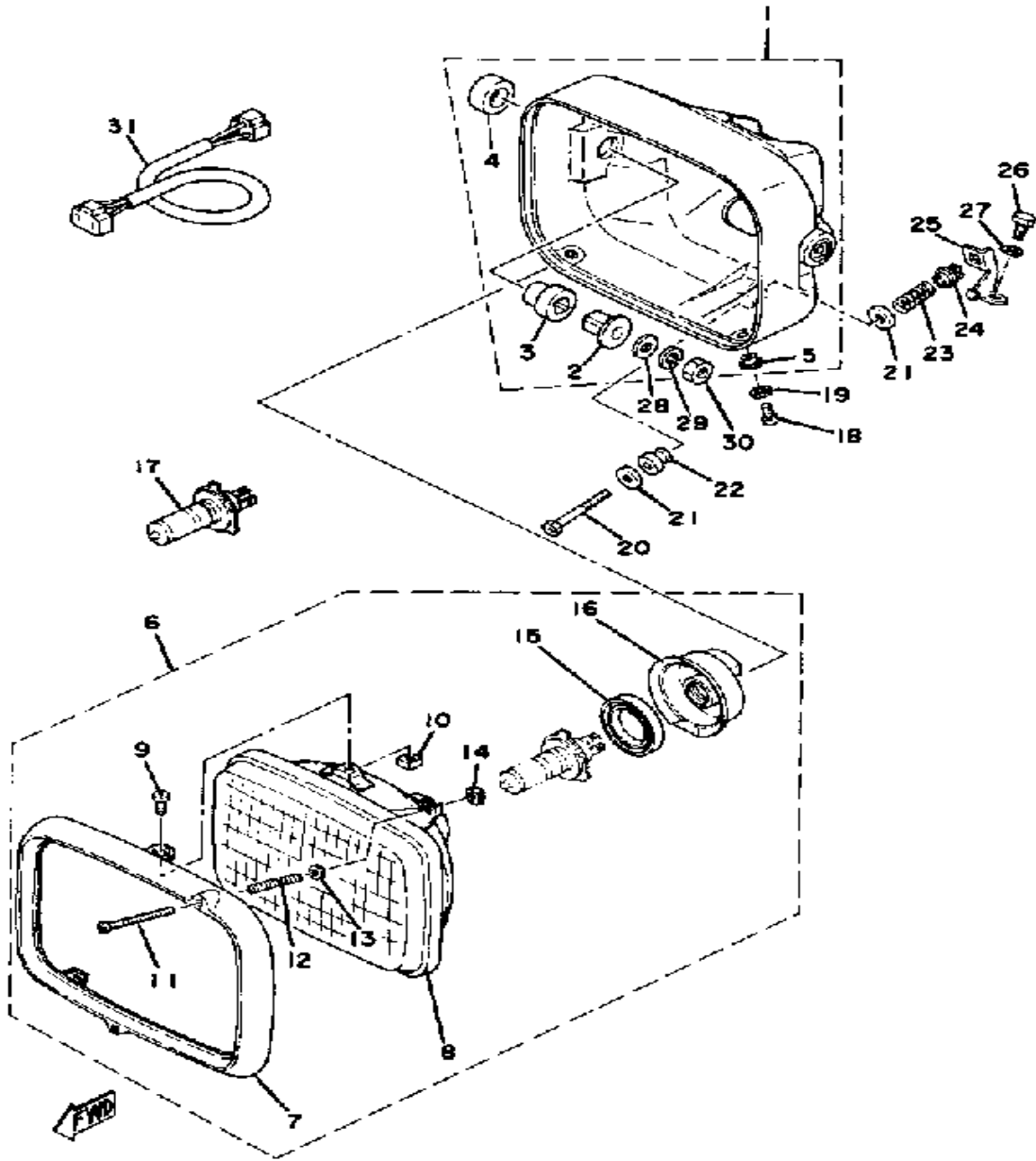


Ref. No.	Part Number	Description	Qty	Remarks
1	2H7-84330-00-98	BODY ASSEMBLY	1	LOW GLOSS BLK
2	2H7-84338-00-00	. COLLAR, BODY FTNG	2	
3	2H7-84366-00-00	. DAMPER, HEADLIGHT 1	2	
4	2H7-84367-00-00	. DAMPER, HEADLIGHT 2	2	
5	1L9-84327-60-00	. WASHER, SPECIAL	1	
7	2H7-84315-00-00	. RIM, HEADLIGHT	1	
8	2H7-84320-A0-00	. LENS ASSEMBLY	1	
9	98580-05012-00	. SCREW, PAN HEAD	1	
10	2H9-84326-00-00	. NUT	1	
11	1NN-84131-10-00	. SCREW, RIM ADJUSTER	2	
12	21V-84335-00-00	. SPRING	2	
13	92901-04600-00	. WASHER, PLATE	2	
14	1L9-84334-60-00	. NUT, ADJUSTING	2	
15	2H9-84371-00-00	. BULB, HOLDER	1	
16	2H9-84397-00-00	. COVER, SOCKET	1	
17	5V2-84314-00-XX	BULB, HL 12V60/55W (2F9-84314-00)	1	HALOGEN BULB
18	98580-05016-00	SCREW, PAN HEAD	2	
19	92990-05100-00	WASHER, SPRING	2	
20	2H7-84337-00-00	BOLT, SPECIAL	1	
21	2H7-84327-00-00	WASHER, SPECIAL	2	
22	2H7-84354-00-00	GROMMET	1	
23	2H7-84335-00-00	SPRING	1	
24	2H7-84334-00-00	NUT, ADJUSTING	1	
25	2H7-84318-00-00	STAY, HEADLIGHT 1	1	
26	97313-06016-00	BOLT, HEXAGON	1	
27	92995-06100-00	WASHER, SPRING	1	
28	92990-08200-00	WASHER, PLAIN	2	
29	92990-08100-00	WASHER	2	

CONTINUED ON NEXT FRAME ➤

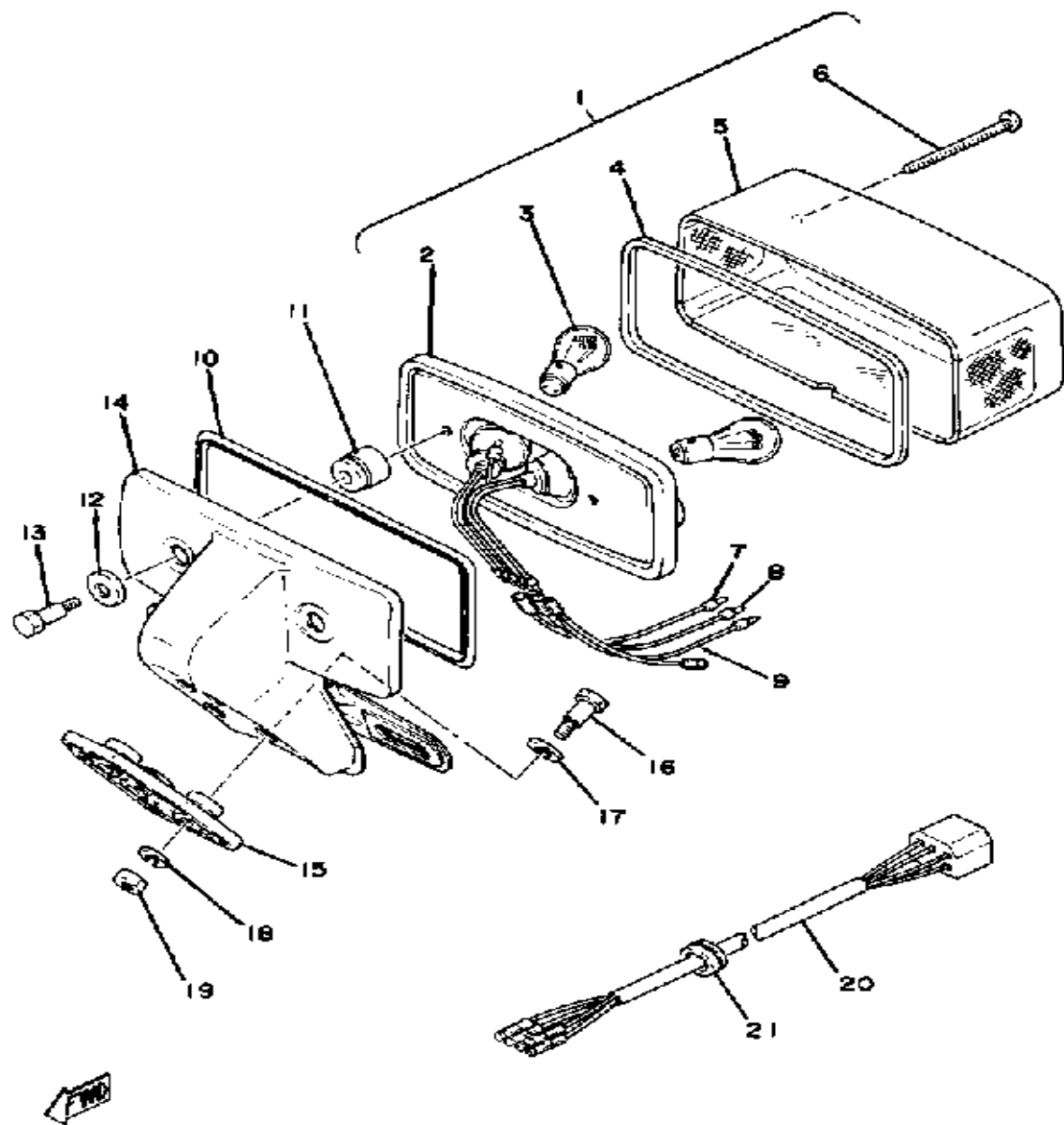
HEADLIGHT

Headlight / Taillight / Signal Rating 12V60-55W / 12V27-8W / 12V27W



Ref. No.	Part Number	Description	Qty	Remarks
30	95333-08600-00	NUT	2	
31	2H7-84359-00-00	CORD, HEADLIGHT	1	

Headlight / Taillight / Signal Rating	12V60 55W / 12V27 8W / 12V27W
---------------------------------------	-------------------------------

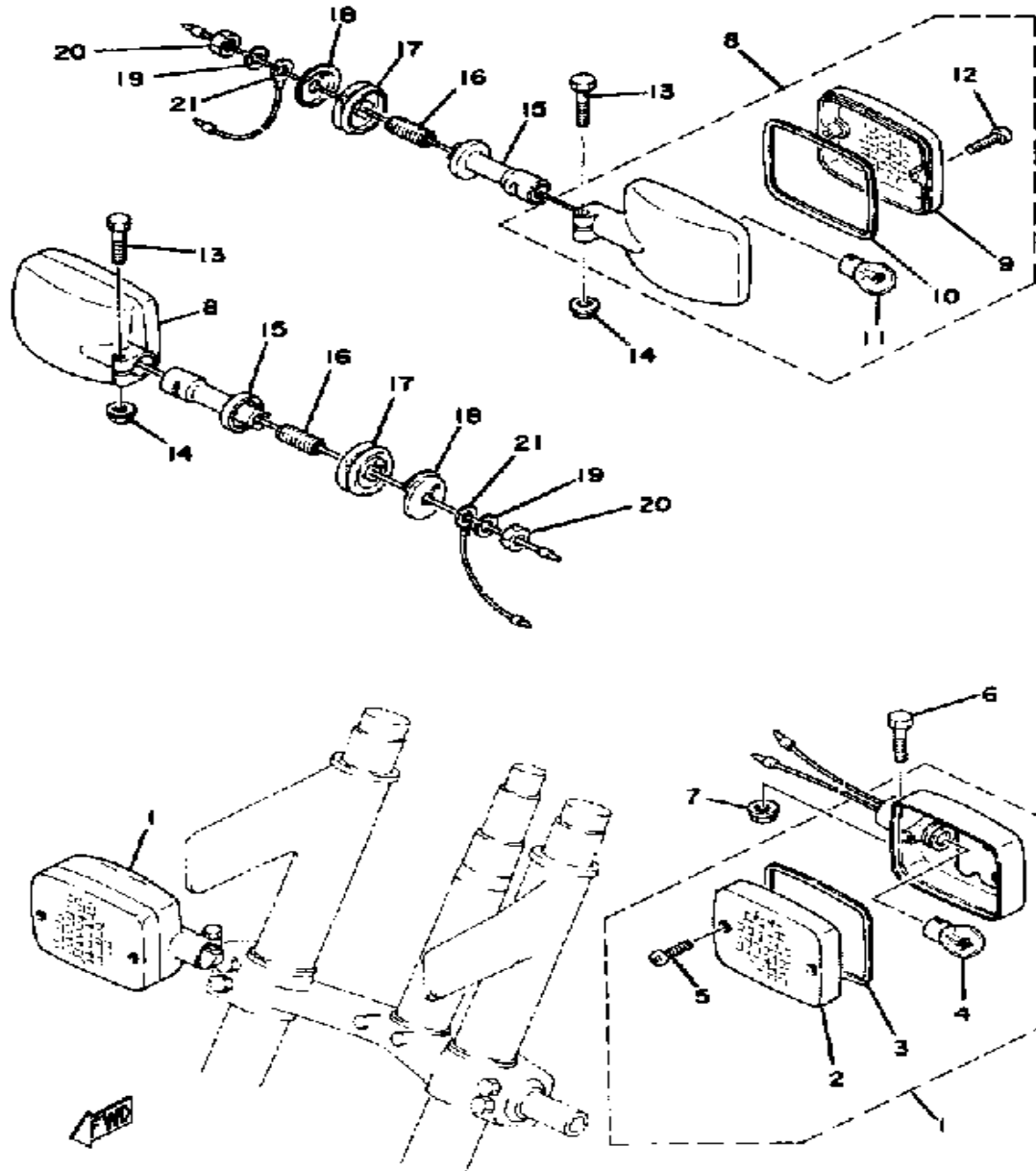


TAILLIGHT

Ref. No.	Part Number	Description	Qty	Remarks
1	2A2-84710-60-00	TAILLIGHT UNIT ASSEMBLY ..	1	
2	(1A0-84711-60-00)	BASE, TAILLIGHT	1	
3	256-84714-61-00	. BULB (12V-27/8W)	2	
4	1A0-84723-60-00	. GASKET, TAIL LENS	1	
5	1A0-84721-60-00	. LENS, TAILLIGHT	1	
6	98580-04055-00	. SCREW, LENS FITTING	2	
7	(2H7-84717-10-00)	CORD, TAILLIGHT	1	BLUE
8	(2H7-84717-20-00)	CORD, TAILLIGHT	1	YELLOW
9	(2H7-84717-30-00)	CORD, TAILLIGHT	1	BLACK
10	(2H7-84742-00-00)	SEAT, BASE	1	
11	2H7-84753-00-00	DAMPER	2	
12	2H7-84754-00-00	WASHER, SPECIAL	2	
13	2H7-84752-00-00	BOLT, FITTING	2	
14	(2H7-84751-60-93)	BRACKET, LICENSE	1	
15	2H7-84736-00-00	DAMPER, TAIL	1	
16	90109-06021-00	BOLT (248-84552-00)	3	
17	92990-08200-00	WASHER, PLAIN	3	
18	92995-06100-00	WASHER, SPRING	3	
19	95380-06600-00	NUT	3	
20	(2H7-84717-00-00)	CORD, TAILLIGHT	1	
21	90480-15061-00	GROMMET	1	

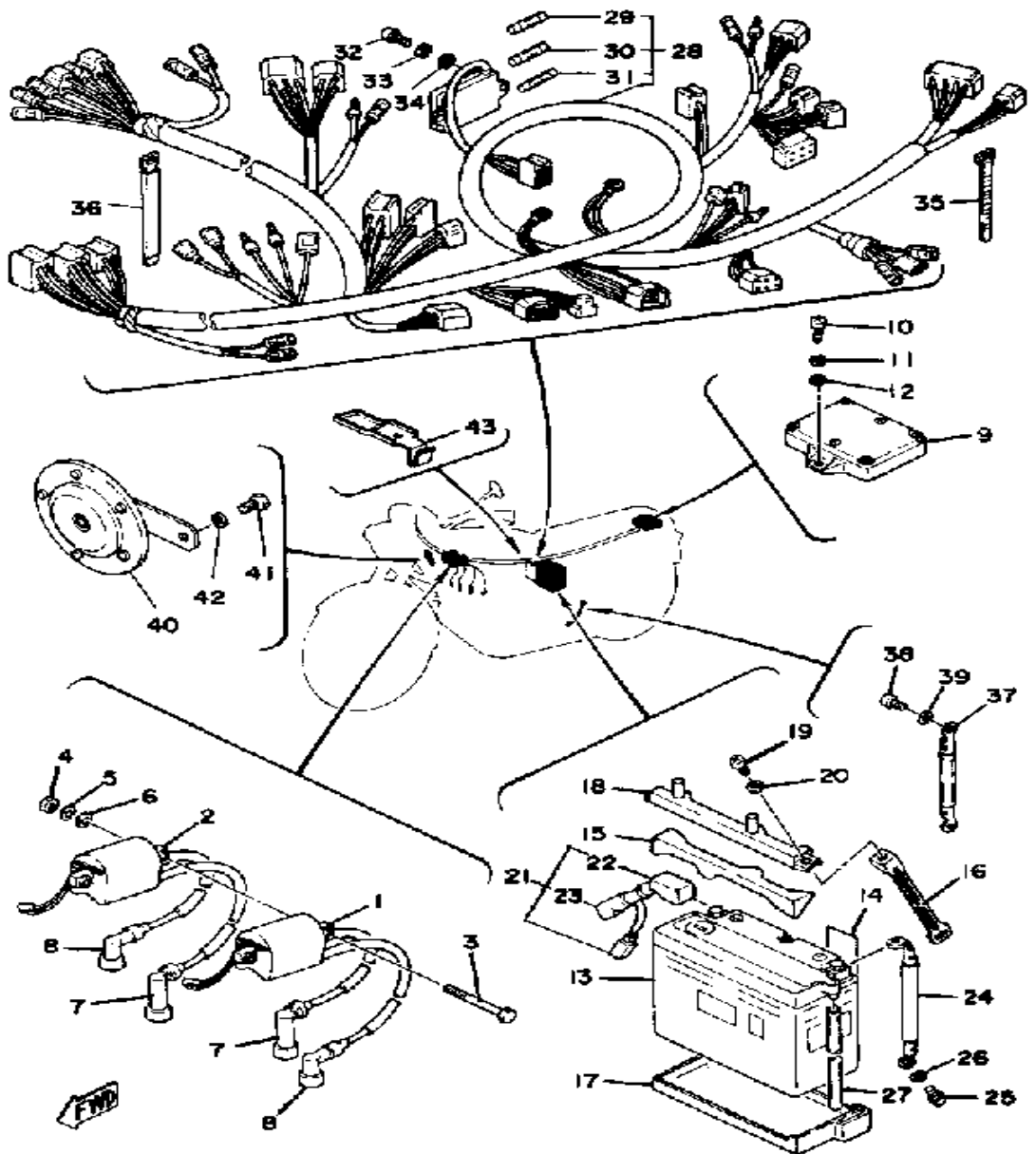
TURNSIGNAL

Headlight / Taillight / Signal Rating: 12V60-55W / 12V27-8W / 12V27W



Ref. No.	Part Number	Description	Qty	Remarks
1	2H7-83310-70-00	FRT FLSHR LITE ASSEMBLY	2	
2	2H7-83312-00-00	. LENS, FLASHER	2	
3	2H7-83313-00-00	. GASKET, FLSHR LENS	2	
4	256-84714-61-00	. BULB (12V-27/8W)	2	
5	2H7-83333-00-00	. SCREW, LENS FITTING	4	
6	97021-06030-00	BOLT	2	
7	95701-06500-00	NUT, FLANGE	2	
8	2H7-83330-70-00	R FLSHR LITE ASSEMBLY	2	
9	2H7-83312-00-00	. LENS, FLASHER	2	
10	2H7-83313-00-00	. GASKET, FLSHR LENS	2	
11	256-83311-70-XX	. BULB, TS 12V27W	2	
12	2H7-83333-00-00	. SCREW, LENS FITTING	4	
13	97021-06030-00	BOLT	2	
14	95701-06500-00	NUT, FLANGE	2	
15	2H7-83318-00-00	STAY, FLASHER 1	2	
16	2H7-83325-00-00	BLT, FLSHR STY FTNG	2	
17	1E6-83321-00-00	DAMPER, FLASHER 1	2	
18	90209-10172-00	WASHER, SPEC'L SHAP	2	
19	92990-10100-00	WASHER, SPRING	2	
20	90170-10227-00	NUT, HEXAGON	2	
21	3FU-83364-00-00	WIRE, EARTH LEAD 1	2	

ELECTRICAL 1

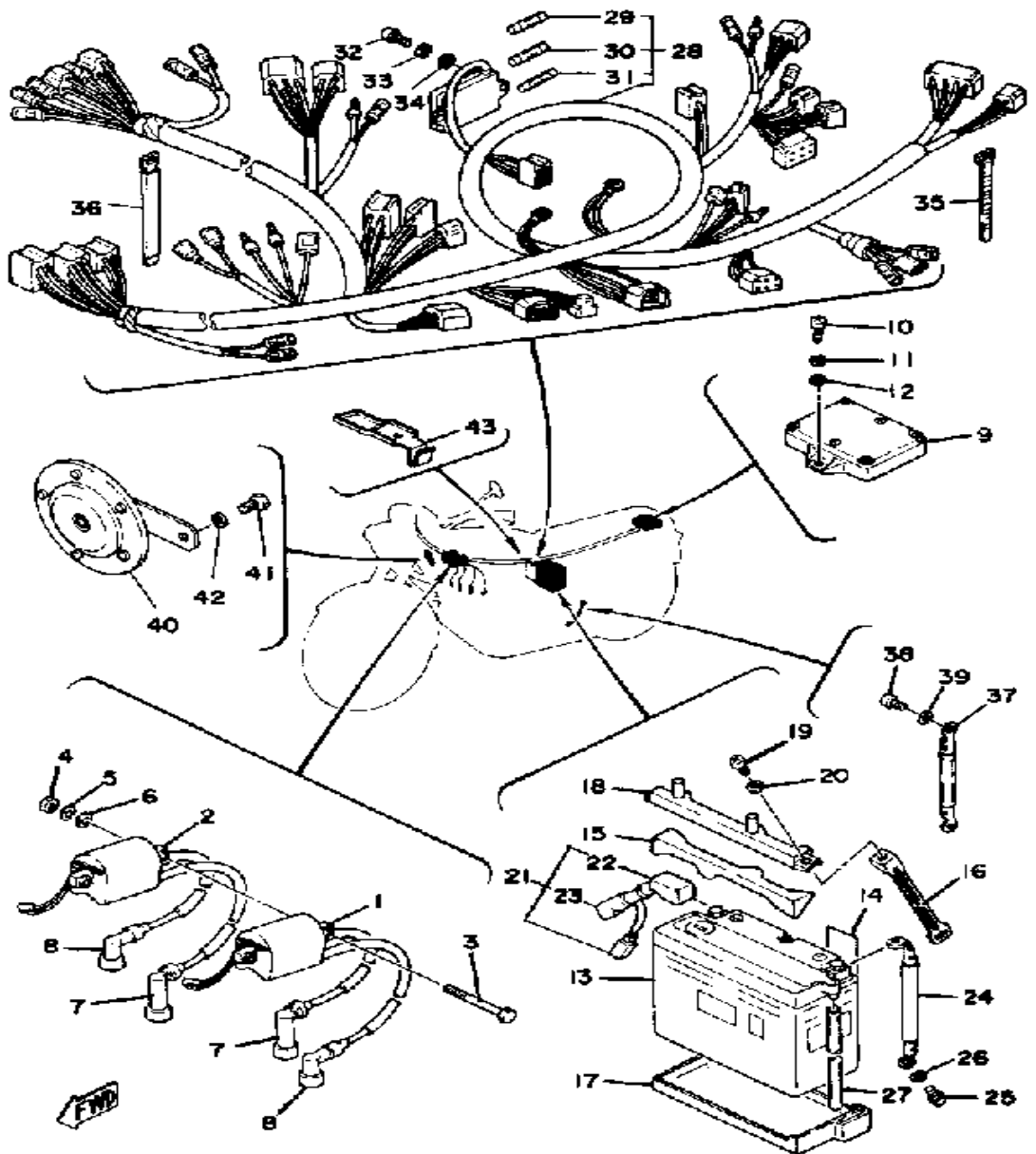


CHARGING SYSTEM	AC Generator / 3 Phase / Full Wave
Battery Model / Spec. Grav. / Chg. Rate	GS-GM18Z-3A (12V 20AH) / 1.28 / 2 CA

Ref. No.	Part Number	Description	Qty	Remarks
1	2H7-82310-60-00	IGNITION COIL ASSEMBLY ...	1	
2	2H7-82320-60-00	IGNITION COIL ASSEMBLY ...	1	
3	97023-06085-00	BOLT (36E)	2	
4	95380-06600-00	NUT	2	
5	92995-06100-00	WASHER, SPRING	2	
6	92990-06200-00	WASHER	2	
7	1J7-82370-00-00	PLUG CAP ASSEMBLY	2	
8	256-82370-00-00	PLUG CAP ASSEMBLY	2	
9	2H7-82305-10-00	IGNITOR UNIT ASSEMBLY 1 ..	1	
10	98580-06018-00	SCREW, PAN HEAD	2	
11	92995-06100-00	WASHER, SPRING	2	
12	90201-061A5-00	WASHER, PLATE	2	
13	BTG-GM18Z-3A-S0	GS GM18Z-3AS	1	G.S.GM18Z-3A
14	118-82141-09-00	LABEL, BATTERY	1	
15	2H7-82121-00-00	PAD, BATTERY	1	
16	2H7-82124-00-00	BAND, BATTERY	1	
17	2H7-82122-01-00	SEAT, BATTERY	1	
18	(2H7-82136-00-00)	PLATE, BATT FITTING	1	
19	98580-06018-00	SCREW, PAN HEAD	1	
20	92995-06100-00	WASHER, SPRING	1	
21	2H7-82115-00-00	WIRE, PLUS LEAD	1	
22	(1J7-82119-00-00)	COVER, LEAD WIRE	1	
23	2H7-82119-00-00	. COVER, LEAD WIRE	1	
24	2H7-82116-00-00	WIRE, MINUS LEAD	1	
25	98580-06012-00	SCREW, PAN HEAD	1	
26	92995-06100-00	WASHER, SPRING	1	
27	90445-08336-00	HOSE	1	
28	2H7-82590-50-00	WIRE HARNESS ASSEMBLY ..	1	
29	1A0-82161-00-00	. FUSE (20A) (148-82151-00-00)	2	

CONTINUED ON NEXT FRAME ➤

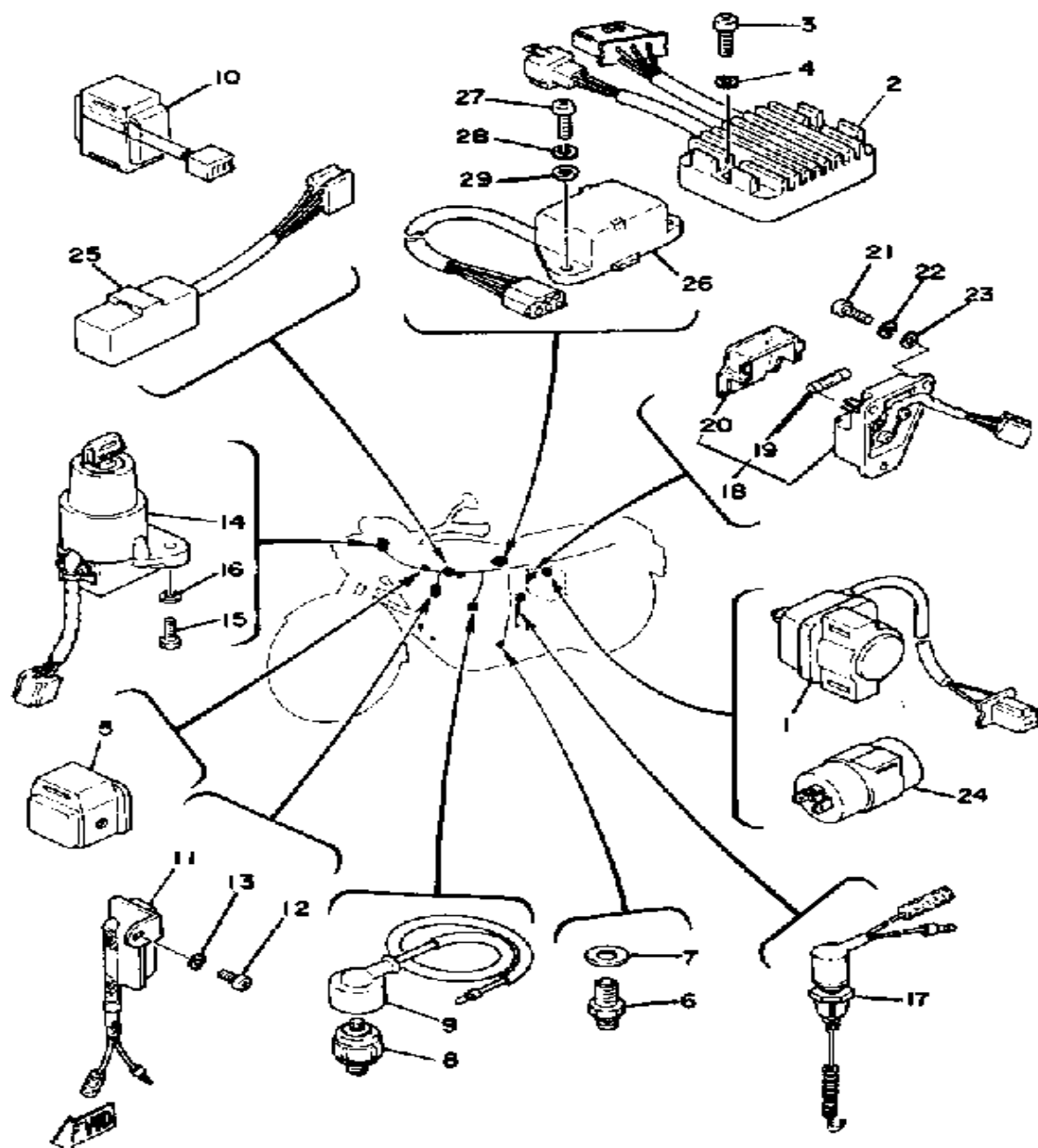
ELECTRICAL 1



Ref. No.	Part Number	Description	Qty	Remarks
30	116-82151-00-00	. FUSE (10A)	3	
31	2H7-82151-00-00	. FUSE	2	
32	98580-05016-00	SCREW, PAN HEAD	2	
33	92990-05100-00	WASHER, SPRING	2	
34	92901-05600-00	WASHER, PLATE	2	
35	25G-83936-01-00	BAND, SWITCH CORD	4	
36	341-26397-01-00	BAND	3	
37	2H7-82519-00-00	WIRE, EARTH LEAD	1	
38	98580-06012-00	SCREW, PAN HEAD	1	
39	92995-06100-00	WASHER, SPRING	1	
40	1J7-83371-22-00	HORN	1	
41	97313-08012-00	BOLT	1	
42	92990-08100-00	WASHER	1	
43	(90465-10133-00)	CLAMP	1	

CHARGING SYSTEM	AC Generator / 3 Phase / Full Wave
Battery Model / Spec. Grav. / Chg. Rate	GS-6M1B7-3A (12V 20AH) / 1.28 / 2 CA

ELECTRICAL 2

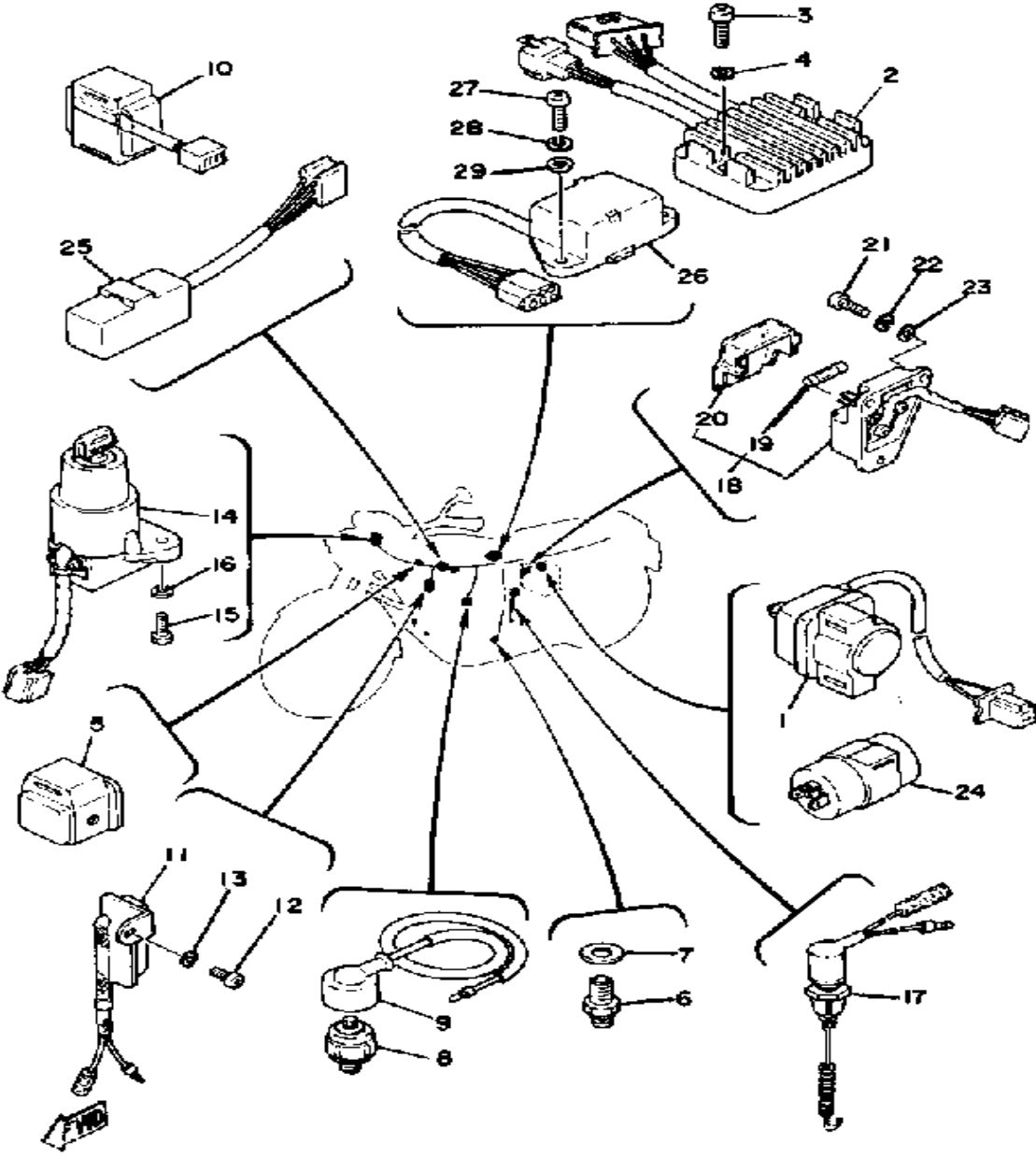


CHARGING SYSTEM	AC Generator / 3 Phase / Full Wave
Battery: Model / Spec. Grav. / Chg. Rate	GS-GM18Z-3A [12V 20AH] / 1.28 / 2.0A

Ref. No.	Part Number	Description	Qty	Remarks
1	1J7-81940-10-00	STARTER SWITCH ASSEMBLY	1	
2	1T4-81960-A0-00	RECTIFIER/REG ASSEMBLY ..	1	
3	98580-06030-00	SCREW PAN HEAD	2	
4	92995-06100-00	WASHER, SPRING	2	
5	2H7-81950-10-00	RELAY ASSEMBLY	1	
6	2H7-82540-00-00	NEUTRAL SWITCH ASSEMBLY	1	
7	90430-10171-00	GASKET	1	
8	341-82504-02-00	OIL PRESSURE SWITCH ASS'Y	1	
9	2H7-82507-00-00	WIRE, LEAD	1	
10	2H7-82576-00-00	EMERGENCY STOP SWITCH ASS'Y	1	
11	2H7-85370-01-00	RESISTOR ASSEMBLY	1	
12	98580-06012-00	SCREW, PAN HEAD	1	
13	92995-06100-00	WASHER, SPRING	1	
14	2H7-82508-50-00	MAIN SWITCH ASSEMBLY ...	1	
15	97313-06016-00	BOLT, HEXAGON	2	
16	90201-061A5-00	WASHER, PLATE	2	
17	1J7-82530-02-00	STOP SWITCH	1	
18	2H7-81920-00-00	TERMINAL ASSEMBLY	1	
19	116-82151-00-00	. FUSE (10A)	1	
20	(2H7-81916-00-00)	COVER, TERMINAL	1	
21	98580-05016-00	SCREW, PAN HEAD	1	
22	92990-05100-00	WASHER, SPRING	3	
23	92901-05600-00	WASHER, PLATE	3	
24	2F0-83350-70-00	FLASHER RELAY ASSEMBLY .	1	
25	1A0-83395-03-00	FLASHER CANCL UNIT	1	
26	2F9-84308-00-00	RSRV LTNG UNIT ASSEMBLY .	1	
27	98580-06020-00	SCREW	2	

CONTINUED ON NEXT FRAME ►

ELECTRICAL 2



Ref. No.	Part Number	Description	Qty	Remarks
28	92995-06100-00	WASHER, SPRING	2	
29	90201-061A5-00	WASHER, PLATE	2	

CHARGING SYSTEM	AC Generator / 3 Phase / Full Wave
Battery: Model / Spec. Grav. / Chg. Rate	GS-GM18Z-3A [12V 20AH] / 1.28 / 2.0A

This Bulletin replaces M8-025.
Please remove and destroy Bulletin M8-025.

XS1100F MOTORCYCLE 1979 SERVICE DATA M8-025A

△ Denotes a change from the original bulletin.

MODEL — IBM I.D. NUMBER	XS1100F-B XS1100F-R — 2H7
Initial Engine Number/Frame Number	2H7-020101 / 2H7-020101
Basic Color(s)	Indigo Blue (B) Magenta Red (R)
Fuel Type/Fuel Tank Capacity/Reserve Capacity	Regular / 20 lit. (5.3 gal.) / 3.7 lit. (1 gal.)
Dry Vehicle Weight	255 kg (562 lbs.)
ENGINE TYPE	4-stroke, air-cooled DOHC, transverse four
Bore/Stroke/Number Cylinders/Displacement (cc)	71.5mm / 68.6mm / 4 / 1101cc
Compression Ratio/Compression Pressure min ~ max	9.2: 1 / 9.0 ~ 11.0 kg/cm ²
Piston Skirt Clearance new/max.	0.040 ~ 0.045mm / 0.1mm
Ring End Gap top/2nd/3rd	0.2 ~ 0.4mm / 0.2 ~ 0.4mm / 0.2 ~ 0.9mm
Valve Clearance (cold) Intake/Exhaust	0.16 ~ 0.20mm / 0.21 ~ 0.25mm
Oil Pressure hot/rpm	3.0kg / cm ² @ 102°C / 3500 rpm
Oiling System	
Capacity: Dry	4000cc
Oil and Filter Change	3500cc
Oil Change	3000cc
Lubricant: Temp above 5°C (40°F)	Yamalube 4* or SAE 20W40 SE
Below 15°C (60°F)	SAE 10W30 SE
AUTOLUBE — Min. Stroke/Color Code	φ
Minimum Output @ 200 cycles	φ
Maximum Output @ 200 cycles	φ
CARBURETOR — Mfr./Type/I.D. Number	Mikuni / BS34-II / 2H7-10
Main Jet/Pilot Jet	137.5 / 42.5
Needle Jet/Jet Needle-Clip Position	X-2 / 5GZ6-3
Slide Cutaway or Throttle Valve	135
Float Level	25.7 ± 1mm
Idle RPM	1100
CO % @ Idle (Diagnostic Use Only) △	3.0 ± 2%
SUSPENSION	
Front Forks: Oil Type/Level/Qty.	10 wt. Fork Oil* / φ / 212cc
Gas Pressure	φ
Spring Length Std.	503.5mm
Monoshock: Oil Type/Qty.	φ
Gas Pressure	φ
Minimum Brake Lining Thickness	Front: 6.0mm Rear: 6.0mm
Tire Size (Nominal Pressure)	F: 3.50H19(2.0kg/cm ² /28psi) R: 4.50H17(2.5kg/cm ² /35psi)
TRANSMISSION — Oil Type/Qty Chg/Qty Reassemble	See ENGINE above
Primary Drive Type/Teeth/Ratio	Spur Gear / Silent Chain
Secondary Drive Type/Teeth/Chain	Shaft Drive
Clutch Friction Plate Thickness Std ~ min.	3.0 ~ 2.8mm
Clutch Spring Length Std ~ min.	42.8 ~ 41.8mm
Middle Gear Case Capacity	375cc
Final Gear Case Capacity	300cc
Gear Case Lubricant: Temp above 5°C (40°F)	SAE 90 Hypoid Gear Oil GL-4
Temp below 15°C (60°F)	SAE 80 Hypoid Gear Oil GL-4
All Weather Conditions	SAE 80W90 Hypoid Gear Oil GL-4

Service Copy: _____ Service Mgr. _____ Mechanic _____ Mechanic _____ Mechanic _____ Binder _____

Office Copy: _____ General Mgr. _____ Sales _____ Parts _____ Binder _____

©YAMAHA MOTOR CORPORATION, U. S. A., BUENA PARK, CALIFORNIA December 27, 1978 Page 1 of 2

CHARGING SYSTEM	AC Generator / 3 Phase / Full Wave
Battery: Model / Spec. Grav. / Chg. Rate	GS-GM18Z-3A (12V 20AH) / 1.28 / 2.0A
Maximum Output	14.5V-20A @ 5000 rpm
TROUBLESHOOTING	
Field Coil Color Code / Ω	Rotor: Grn ~ Blk/3.5 Ω ± 10% Stator: Wht ~ Wht/0.4 Ω ± 10%
Charge Coil Color Code / Ω	φ
IGNITION SYSTEM	Transistor Controlled Ignition
Ignition Timing	5° Mark
	Std: ("F") 5° @ 1100 rpm Adv: 52° @ approx 5400 rpm
Spark Plug Type	NGK BP6ES or Champion N-8Y
Spark Plug Gap / Torque / Cap Ω	0.7mm / 2.3 m·kg / 5K Ω
Point Gap / Condenser Capacitance	φ / φ
TROUBLESHOOTING	
Ignition Coil Test Gap / Primary Ω / Secondary Ω	6mm / 1.5 Ω ± 10% / 15K Ω ± 20%
Pulse Coil or Pick-up Coil Color Code / Ω	Org ~ Blu, Gry ~ Blk / 720 Ω ± 20%
Source Coil Color Code / Ω	φ
LIGHTING SYSTEM	
Headlight / Taillight / Signal Rating	12V60-55W / 12V27-8W / 12V27W
TROUBLESHOOTING	
Lighting Coil Color Code / Ω	φ
TORQUE VALUES	
Front Axle Nut	14 x 1.5: 10.7 m·kg
Front Axle Holder Nut	8 x 1.5: 2.0 m·kg
Rear Axle Nut	18 x 1.5: 15.0 m·kg
Rear Axle Pinch Bolt	8 x 1.25: 0.6 m·kg
Clutch Nut	18 x 1.0: 7.0 m·kg
Drain Plug	14 x 1.5: 4.25 m·kg
Cylinder Head Cover	6 x 1.0: 1.0 m·kg
Cylinder Head:	10 x 1.25: 3.5 m·kg (use oil)
	8 x 1.25: 20.0 m·kg
Engine Mounting Bolts: Front, Upper	10 x 1.25: 6.7 m·kg
	Front, Lower
	10 x 1.25: 6.7 m·kg
	Rear
	12 x 1.25: 10.0 m·kg

φ Does Not Apply to This Model

* Available From Yamaha Parts Distributors, Inc.

Page 2 of 2

CHARGING SYSTEM	AC Generator / 3 Phase / Full Wave
Battery: Model / Spec. Grav. / Chg. Rate	GS-GM18Z-3A (12V 20AH) / 1.28 / 2.0A
Maximum Output	14.5V-20A @ 5000 rpm
TROUBLESHOOTING	
Field Coil Color Code / Ω	Rotor: Grn ~ Blk/3.5 Ω \pm 10% Stator: Wht ~ Wht/0.4 Ω \pm 10%
Charge Coil Color Code / Ω	ϕ
IGNITION SYSTEM	Transistor Controlled Ignition
Ignition Timing	5° Mark
	Std: ("F") 5° @ 1100 rpm Adv: 52° @ approx 5400 rpm
Spark Plug Type	NGK BP6ES or Champion N-8Y
Spark Plug Gap / Torque / Cap Ω	0.7mm / 2.3 m·kg / 5K Ω
Point Gap / Condenser Capacitance	ϕ / ϕ
TROUBLESHOOTING	
Ignition Coil Test Gap / Primary Ω / Secondary Ω	6mm / 1.5 Ω \pm 10% / 15K Ω \pm 20%
Pulse Coil or Pick-up Coil Color Code / Ω	Org ~ Blu, Gry ~ Blk / 720 Ω \pm 20%
Source Coil Color Code / Ω	ϕ
LIGHTING SYSTEM	
Headlight / Taillight / Signal Rating	12V60-55W / 12V27-8W / 12V27W
TROUBLESHOOTING	
Lighting Coil Color Code / Ω	ϕ
TORQUE VALUES	
Front Axle Nut	14 x 1.5: 10.7 m·kg
Front Axle Holder Nut	8 x 1.5: 2.0 m·kg
Rear Axle Nut	18 x 1.5: 15.0 m·kg
Rear Axle Pinch Bolt	8 x 1.25: 0.6 m·kg
Clutch Nut	18 x 1.0: 7.0 m·kg
Drain Plug	14 x 1.5: 4.25 m·kg
Cylinder Head Cover	6 x 1.0: 1.0 m·kg
Cylinder Head:	10 x 1.25: 3.5 m·kg (use oil)
	8 x 1.25: 20.0 m·kg
Engine Mounting Bolts:	
Front, Upper	10 x 1.25: 6.7 m·kg
Front, Lower	10 x 1.25: 6.7 m·kg
Rear	12 x 1.25: 10.0 m·kg

ϕ Does Not Apply to This Model

* Available From Yamaha Parts Distributors, Inc.