

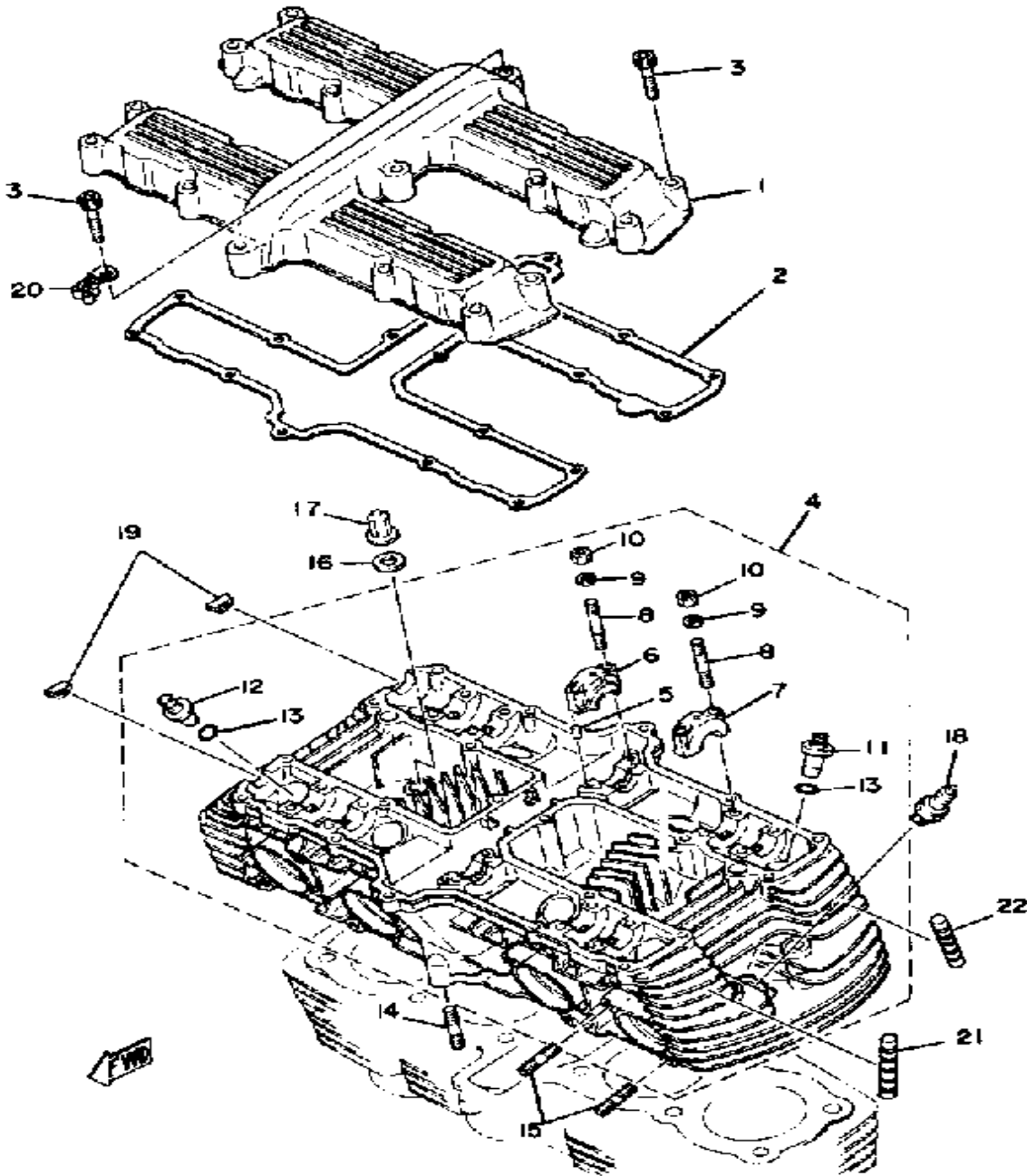
**YAMAHA**

**GENUINE**

**PARTS CATALOGUE**

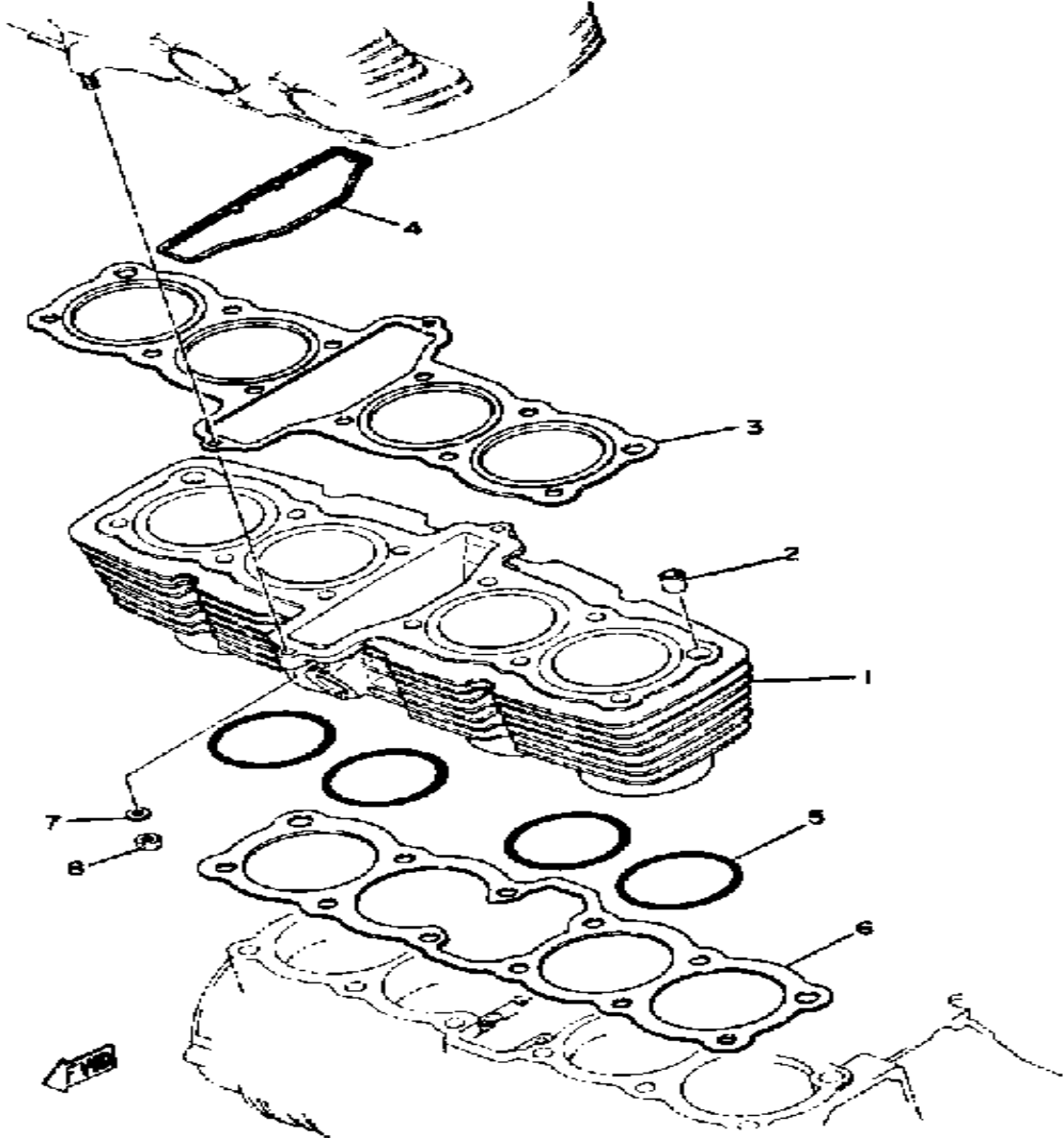
**MOTORCYCLE**

# CYLINDER HEAD COVER-CYLINDER HEAD



Ref. No.	Part Number	Description	Qty	Remarks
1	2H7-11191-00-00	COVER, CYLINDER.HEAD 1 ..	1	
2	2H7-11193-00-00	GASKET, HD.COVER 1 .....	1	
3	91311-06035-00	BOLT, SOCKET HEAD .....	20	M6-35L
4	(2H7-11110-00-00)	CYLINDER HEAD ASSEMBLY .	1	
5	93603-09004-00	. PIN, DOWEL .....	4	
6	1J7-12173-10-00	. CAP, CAMSHAFT 1 .....	2	
7	1J7-12183-10-00	. CAP, CAMSHAFT 2 .....	8	
8	(3H5-W0001-90-00)	GASKET KIT XS11 0 .....		
	90116-06228-00	. BOLT, STUD .....	20	M6-44L
9	90201-06431-00	. WASHER, PLATE (90201-06037-00) .....	20	
10	95380-06600-00	. NUT .....	20	
11	1J7-11133-10-00	. GDE, INTK VLV 1 O/S .....	4	
12	1J7-11134-10-00	. GDE, EXST VLV 1 O/S .....	4	
13	93210-11313-00	. O-RING .....	8	
14	90116-08161-00	BOLT, STUD .....	2	M8-39L
15	95611-08625-00	BOLT, STUD .....	8	M8-25L
16	90201-10131-00	WASHER, PLATE .....	12	
17	90176-10049-00	NUT, CROWN .....	12	
18	(3H5-W0001-90-00)	GASKET KIT XS11 0 .....		SEE GRID I-1 FORKIT COMPONENT PART
	NGK-BP6ES-00-00	NGK BP6ES 4PK (94701-00000-04) .....	4	U.R.
19	1J7-11138-00-00	PLUG .....	2	
20	90465-10129-00	CLAMP .....	1	
21	2H7-11161-00-00	ABSORBER 1 .....	2	
22	(2H7-11162-00-00)	ABSORBER 2 .....	2	

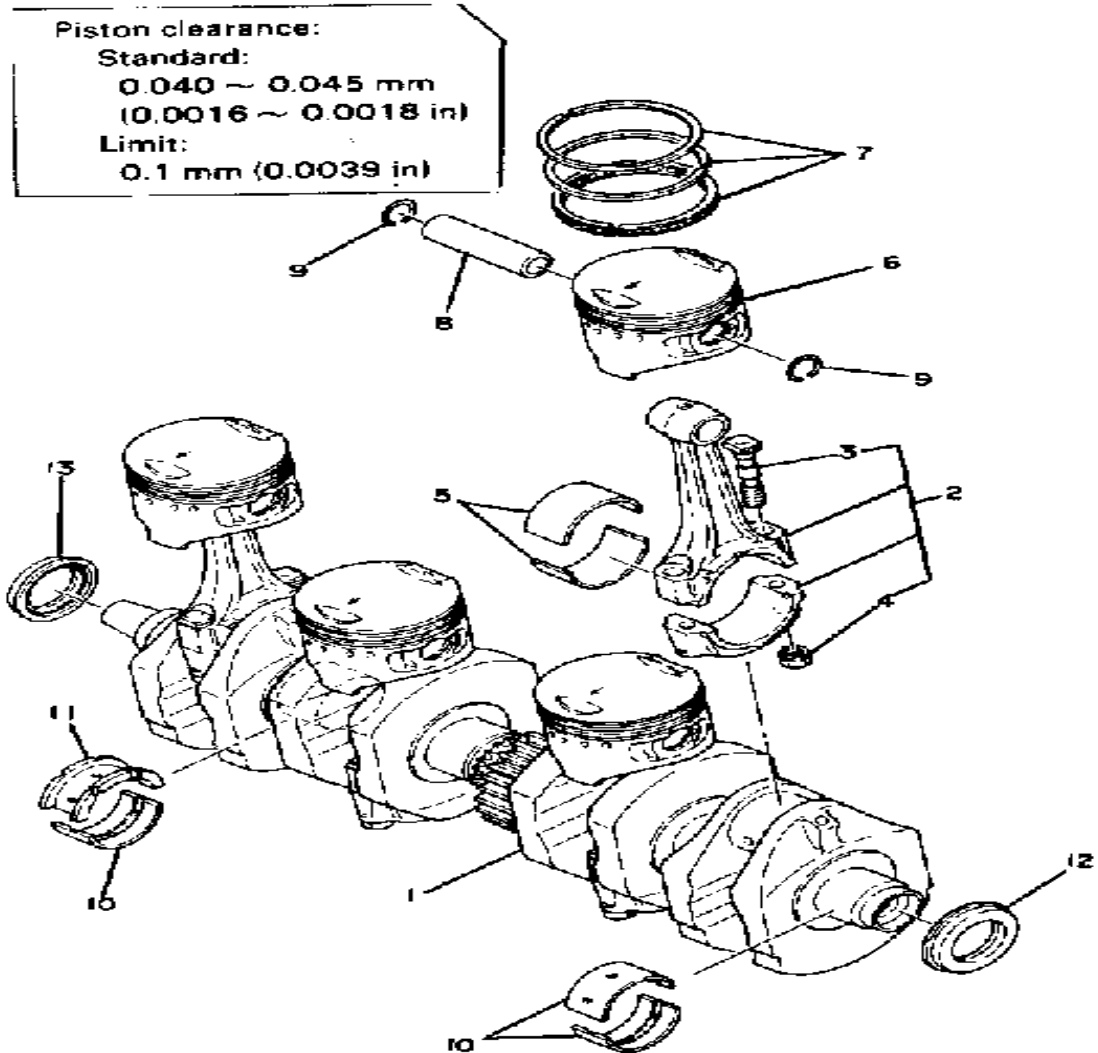
# CYLINDER



Ref. No.	Part Number	Description	Qty	Remarks
1	(2H7-11310-00-00)	CYLINDER .....	1	
2	99530-14016-00	PIN, DOWEL .....	2	
3	2H7-11181-02-00	GASKET, CYLINDER HEAD 1 .	1	
4	(2H7-11355-00-00)	SEAL, CYLINDER 1 .....	1	N/A - NOTE 1
5	93210-77363-00	O-RING .....	4	
6	2H7-11351-01-00	GASKET, CYLINDER .....	1	
7	90201-084G3-00	WASHER, PLATE .....	2	
8	95333-08600-00	NUT .....	2	

	Standard	Wear Limit
Cylinder bore	71.5 mm (2.815 in)	71.6 mm (2.819 in)
Cylinder taper	—	0.05 mm (0.002 in)
Cylinder out-of round	—	0.01 mm (0.0004 in)

# CRANK - PISTON



Piston clearance:  
**Standard:**  
 0.040 ~ 0.045 mm  
 (0.0016 ~ 0.0018 in)  
**Limit:**  
 0.1 mm (0.0039 in)

Piston Ring

Side Clearance	Top	0.04~0.08 mm (0.0016~0.0031 in)	
	2nd	0.03~0.07 mm (0.0012~0.0028 in)	
	Top	2nd	Oil
Standard	0.2~0.4 mm (0.0079~0.0157 in)	0.2~0.4 mm (0.0079~0.0157 in)	0.2~0.9 mm (0.0079~0.0354 in)
Limit	1.0 mm (0.0394 in)	1.0 mm (0.0394 in)	1.5 mm (0.0591 in)

Oil clearance (rod):  
 0.042 ~ 0.064 mm  
 (0.0017 ~ 0.0025 in)

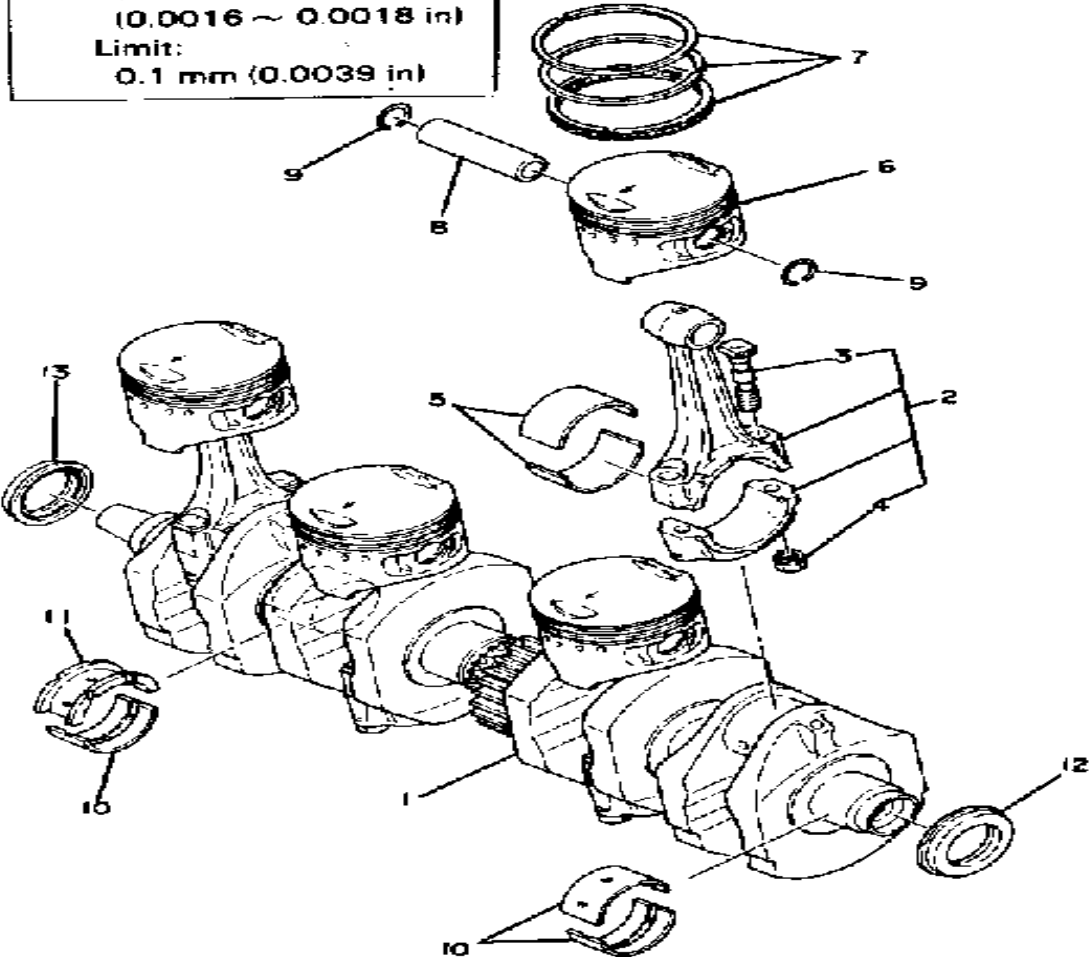
Main bearing oil clearance:  
 0.035 ~ 0.059 mm  
 (0.0014 ~ 0.0023 in)

Ref. No.	Part Number	Description	Qty	Remarks
1	2H7-11411-02-00	CRANKSHAFT	1	
2	1J7-Y1165-01-00	CONNECTING ROD ASSEMBLY	4	
3	1J7-11654-00-00	. BOLT, CON ROD	8	
4	90170-09192-00	. NUT, HEXAGON	8	
5	2F3-11656-00-00	PLANE BRNG, CON ROD	8	U.R. BLUE
	2F3-11656-10-00	PLANE BRNG, CON ROD	8	U.R. BLACK
	2F3-11656-20-00	PLANE BRNG, CON ROD	8	U.R. BROWN
	2F3-11656-30-00	PLANE BRNG, CON ROD	8	U.R. GREEN
	2F3-11656-40-00	PLANE BRNG, CON ROD	8	U.R. YELLOW
6	(2H7-11637-04-00)	PISTON 3 O/S 0.5	4	ALTERNATE PART
	(2H7-11638-04-00)	PISTON 4 O/S 1.0	4	
	(2H7-11638-04-00)	PISTON 4 O/S 1.0	4	ALTERNATE PART
	2H7-11631-04-46	PISTON STD	4	
	2H7-11635-04-00	PISTON 1 O/S 0.5	4	ALTERNATE PART
	2H7-11636-04-00	PISTON 2 O/S 0.0	4	ALTERNATE PART
7	3J2-11610-00-00	PISTON RINGSET STD	4	
	3J2-11610-10-00	PISTON RINGSET 1ST	4	ALTERNATE PART
	3J2-11610-20-00	PISTON RINGSET 2ND	4	ALTERNATE PART
	3J2-11610-30-00	PISTON RINGSET 3RD	4	ALTERNATE PART
	3J2-11610-40-00	PISTON RINGSET 4TH	4	ALTERNATE PART
8	2H7-11633-01-00	PIN, PISTON	4	
9	90468-12069-00	CLIP	8	
10	2H7-11416-01-00	PLANE BRNG, CRSF 1CRANKSHAFT 1	9	U.R.äBLUE
	2H7-11416-11-00	PLANE BRNG, CRSF 1CRANKSHAFT 1	9	U.R.äBLACK
	2H7-11416-21-00	PLANE BRNG, CRSF 1CRANKSHAFT 1	9	U.R.äBROWN
	2H7-11416-31-00	PLANE BRNG, CRSF 1CRANKSHAFT 1	9	U.R.äGREEN

CONTINUED ON NEXT FRAME ➤

# CRANK - PISTON

Piston clearance:  
**Standard:**  
 0.040 ~ 0.045 mm  
 (0.0016 ~ 0.0018 in)  
**Limit:**  
 0.1 mm (0.0039 in)



Ref. No.	Part Number	Description	Qty	Remarks
10	2H7-11416-41-00	PLANE BRNG, CRSF 1	9	U.R.äYELLOW
11	(2H7-11417-41-00)	PLANE BRNG, CRSF 2	1	U.R.äYELLOW
	2H7-11417-11-00	PLANE BRNG, CRSF 2	1	U.R.äBLACK
	2H7-11417-11-00	PLANE BRNG, CRSF 2	1	U.R.äBLUE
	2H7-11417-31-00	PLANE BRNG, CRSF 2	1	U.R.äBROWN
	2H7-11417-31-00	PLANE BRNG, CRSF 2	1	U.R.äGREEN

**Piston Ring**

Side Clearance	Top	0.04~0.08 mm (0.0016~0.0031 in)
	2nd	0.03~0.07 mm (0.0012~0.0028 in)

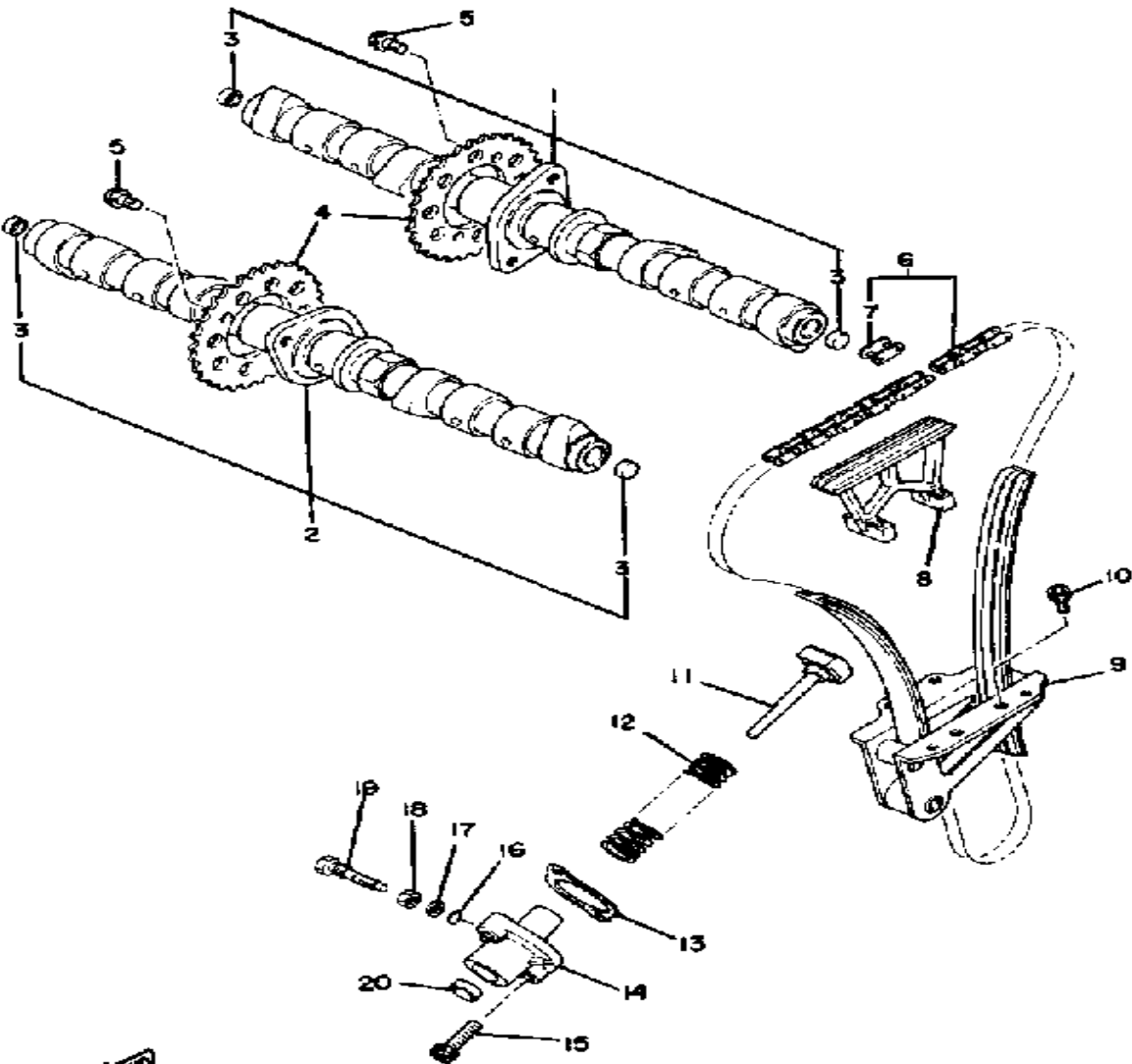
	Top	2nd	Oil
Standard	0.2~0.4 mm (0.0079~0.0158 in)	0.2~0.4 mm (0.0079~0.0158 in)	0.2~0.9 mm (0.0079~0.0354 in)
Limit	1.0 mm (0.0394 in)	1.0 mm (0.0394 in)	1.5 mm (0.0591 in)

Oil clearance (rod):  
 0.042 ~ 0.064 mm  
 (0.0017 ~ 0.0025 in)

Main bearing oil clearance:  
 0.035 ~ 0.059 mm  
 (0.0014 ~ 0.0023 in)

# CAMSHAFT-CHAIN TENSION

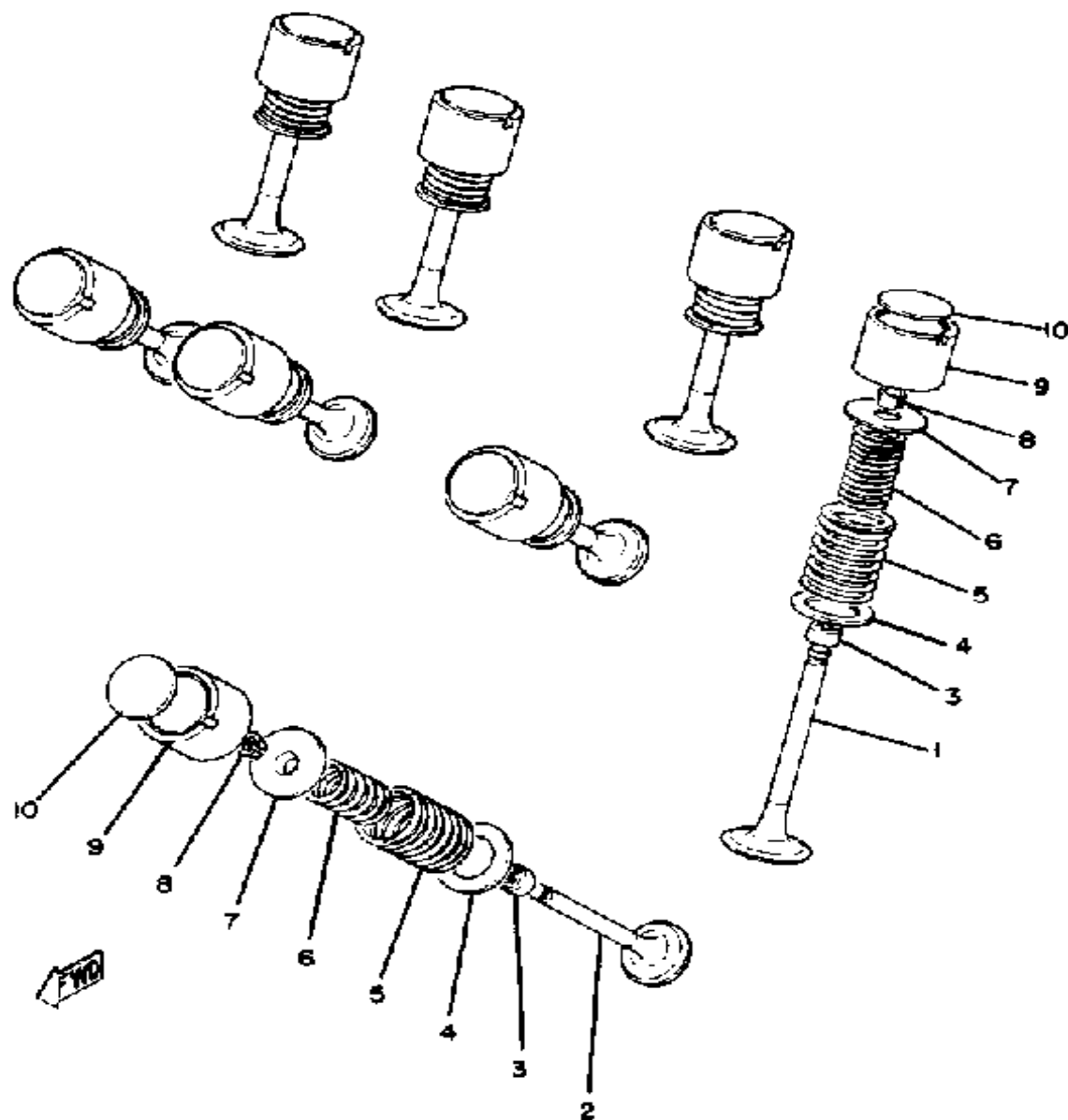
Camshaft bearing surface diameter:  
 24.97 ~ 24.98 mm  
 (0.9831 ~ 0.9835 in)



Camshaft-to-cap Clearance:  
 Standard: 0.020~0.054 mm  
 (0.0008~0.0021 in)  
 Maximum: 0.160 mm (0.006 in)

Ref. No.	Part Number	Description	Qty	Remarks
1	2H7-12171-01-00	CAMSHAFT 1 (2H7-12170-00)	1	
2	(2H7-12181-01-00)	CAMSHAFT 2	1	
3	(90331-10011-00)	PLUG, TIGHT	4	
4	1L9-12176-00-00	SPROCKET, CAM CHAIN	2	
5	90105-07087-00	BOLT, WASHER BASED	4	M7-11L
6	94500-02128-00	CHAIN	1	
7	94600-02001-00	. JOINT, CHAIN (BF05M)	1	
8	2H7-12241-00-00	GUIDE, STOPPER 2	1	
9	2H7-12250-04-00	CHAIN DAMPER ASSEMBLY	1	
10	91311-06016-00	BOLT, SOCKET HEAD	4	
11	2H7-12217-01-00	ROD, CHN TENSIONER	1	
12	90501-16493-00	SPRING, COMPRESSION	1	
13	2H7-12213-00-00	GASKET, TENSNR CASE	1	
14	2H9-12212-00-00	CASE, CHAIN TENSNR	1	
15	91311-06025-00	BOLT, SOCKET HEAD	2	
16	93210-06632-00	O-RING	1	
17	92901-06600-00	WASHER	1	
18	95303-08700-00	NUT	1	
19	90109-08442-00	BOLT	1	
20	90338-14004-00	PLUG, SPEC'L SHAPE	1	

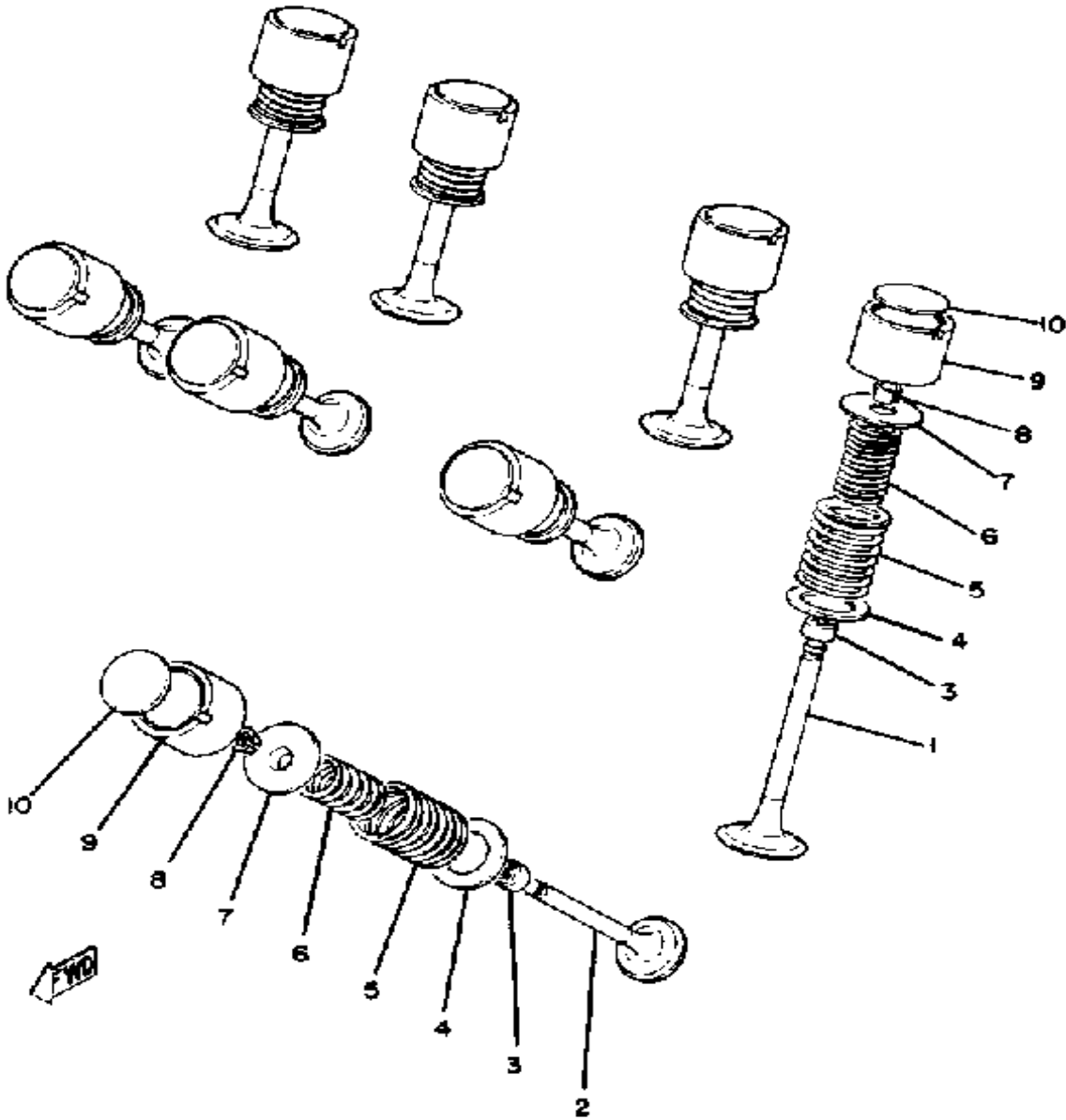
# VALVE



Ref. No.	Part Number	Description	Qty	Remarks
1	1J7-12111-01-00	VALVE, INTAKE 1 .....	4	
2	12R-12121-00-00	VALVE, EXHAUST .....	4	
3	1J7-12119-01-00	SEAL, VALVE STEM .....	8	
4	1J7-12116-00-00	SEAT, VALVE SPRING .....	8	
5	90501-39414-00	SPRING, COMPRESSION .....	8	
6	90501-28415-00	SPRING, COMPRESSION .....	8	
7	2F3-12117-00-00	RETAINER, VALVE SPRING ..	8	
8	1J7-12118-00-00	COTTER, VALVE .....	16	
9	31A-12153-00-E0	LIFTER, VALVE (4H7-12153-01)	8	
10	1J7-12169-01-00	PAD, ADJUSTING 2.00 (2.00) ..	8	U.R.
	1J7-12169-11-00	PAD, ADJUSTING 2.05 (2.05) ..	8	U.R.
	1J7-12169-21-00	PAD, ADJUSTING 2.10 (2.10) ..	8	U.R.
	1J7-12169-31-00	PAD, ADJUSTING 2.15 (2.15) ..	8	U.R.
	1J7-12169-41-00	PAD, ADJUSTING 2.20 (2.20) ..	8	U.R.
	1J7-12169-51-00	PAD, ADJUSTING 2.25 (2.25) ..	8	U.R.
	1J7-12169-61-00	PAD, ADJUSTING 2.30 (2.30) ..	8	U.R.
	1J7-12169-71-00	PAD, ADJUSTING 2.35 (2.35) ..	8	U.R.
	1J7-12169-81-00	PAD, ADJUSTING 2.40 (2.40) ..	8	U.R.
	1J7-12169-91-00	PAD, ADJUSTING 2.45 (2.45) ..	8	U.R.
	1J7-12169-A1-00	PAD, ADJUSTING 2.50 (2.50) ..	8	U.R.
	1J7-12169-E1-00	PAD, ADJUSTING 2.55 (2.55) ..	8	U.R.
	1J7-12169-F1-00	PAD, ADJUSTING 2.60 (2.60) ..	8	U.R.
	1J7-12169-G1-00	PAD, ADJUSTING 2.65 (2.65) ..	8	U.R.
	1J7-12169-H1-00	PAD, ADJUSTING 2.70 (2.70) ..	8	U.R.
	1J7-12169-J1-00	PAD, ADJUSTING 2.75 (2.75) ..	8	U.R.
	1J7-12169-K1-00	PAD, ADJUSTING 2.80 (2.80) ..	8	U.R.
	1J7-12169-L1-00	PAD, ADJUSTING 2.85 (2.85) ..	8	U.R.
	1J7-12169-M1-00	PAD, ADJUSTING 2.90 (2.90) ..	8	U.R.
	1J7-12169-N1-00	PAD, ADJUSTING 2.95 (2.95) ..	8	U.R.

CONTINUED ON NEXT FRAME ►

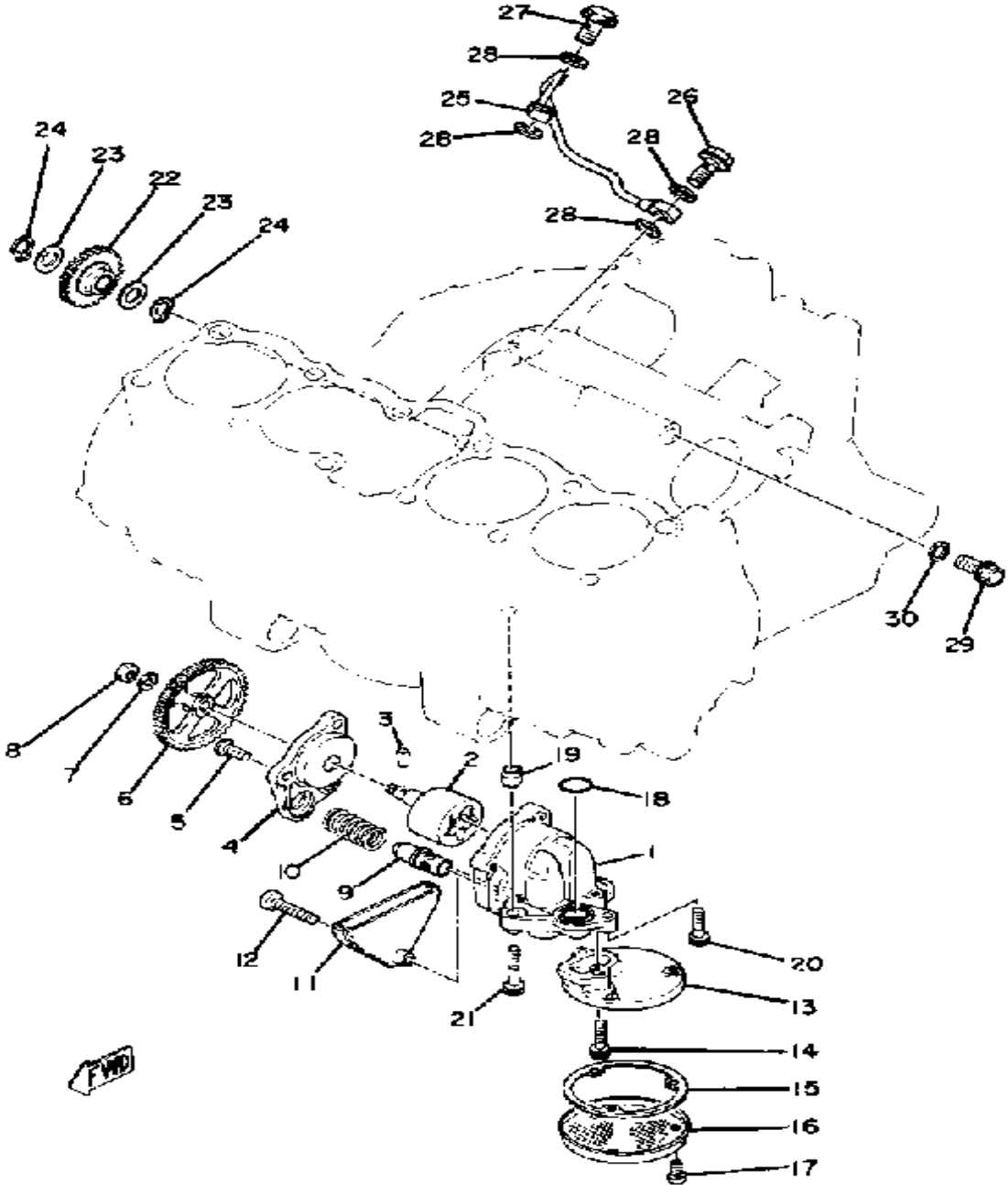
# VALVE



Ref. No.	Part Number	Description	Qty	Remarks
10	1J7-12169-R1-00	PAD, ADJUSTING 3.00 (3.00)	.. 8	U.R.
	1J7-12169-T1-00	PAD, ADJUSTING 3.05 (3.05)	.. 8	U.R.
	1J7-12169-U1-00	PAD, ADJUSTING 3.10 (3.10)	.. 8	U.R.
	1J7-12169-V1-00	PAD, ADJUSTING 3.15 (3.15)	.. 8	U.R.
	1J7-12169-W1-00	PAD, ADJUSTING 3.20 (3.20)	.. 8	U.R.



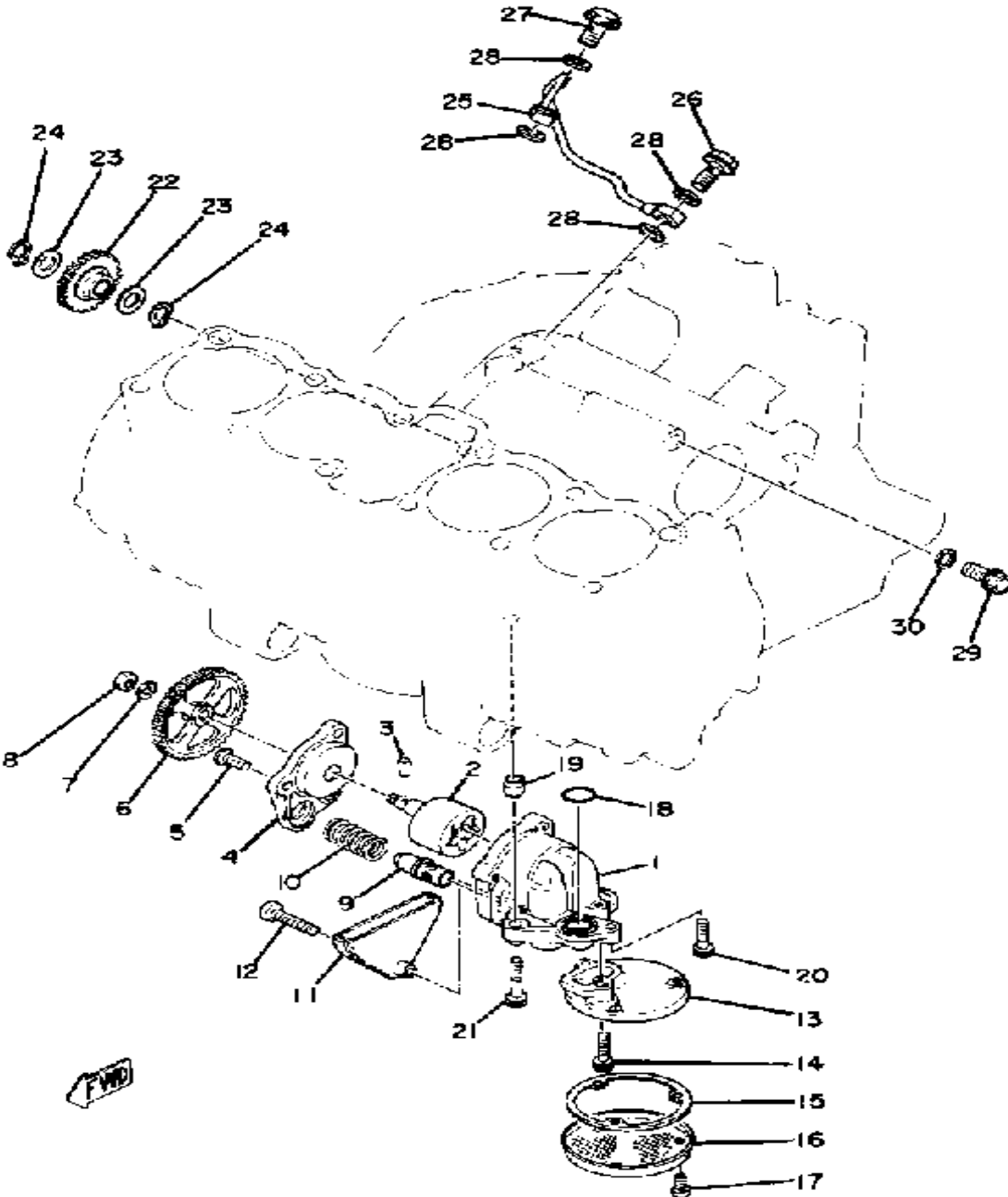
# OIL PUMP



Ref. No.	Part Number	Description	Qty	Remarks
1	2H7-13336-00-00	HOUSING, ROTOR .....	1	
2	2H7-13330-00-00	PUMP SHAFT ASSEMBLY ....	1	
3	93603-12007-00	PIN, DOWEL .....	1	
4	(2H7-13316-00-00)	COVER, PUMP .....	1	
5	90149-06126-00	SCREW, SPEC'L SHAPE ....	3	
6	2H7-13325-00-00	GEAR, PUMP DRIVEN .....	1	
7	92995-06100-00	WASHER, SPRING .....	1	
8	95380-06600-00	NUT .....	1	
9	2H7-13483-00-00	PLUNGER, RELIEF .....	1	
10	90501-18499-00	SPRING, COMPRESSION ....	1	
11	(2H7-13327-00-00)	COVER, PUMP GEAR .....	1	
12	91311-06035-00	BOLT, SOCKET HEAD .....	1	
13	(2H7-13412-00-00)	HOUSING, STRAINER .....	1	
14	91311-06025-00	BOLT, SOCKET HEAD .....	2	
15	1J7-13415-00-00	SEAL, OIL STRAINER .....	1	
16	2F3-13411-00-00	STRAINER, OIL .....	1	
17	98580-05012-00	SCREW, PAN HEAD .....	3	
18	93210-18319-00	O-RING .....	1	
19	99510-10114-00	PIN, DOWEL .....	2	
20	91311-06025-00	BOLT, SOCKET HEAD .....	1	
21	91311-06035-00	BOLT, SOCKET HEAD .....	2	
22	2H7-13341-00-00	GEAR, OIL PUMP IDLE .....	1	
23	90201-12471-00	WASHER, PLATE .....	2	
24	99009-12400-00	CIRCLIP .....	2	
25	2H7-13161-00-00	PIPE, DELIVERY 1 .....	1	
26	90401-10004-00	BOLT, UNION .....	1	
27	90401-10013-00	BOLT, UNION (371-13166-00) ..	1	
28	90430-10171-00	GASKET .....	4	
29	90401-10051-00	BOLT, UNION .....	1	

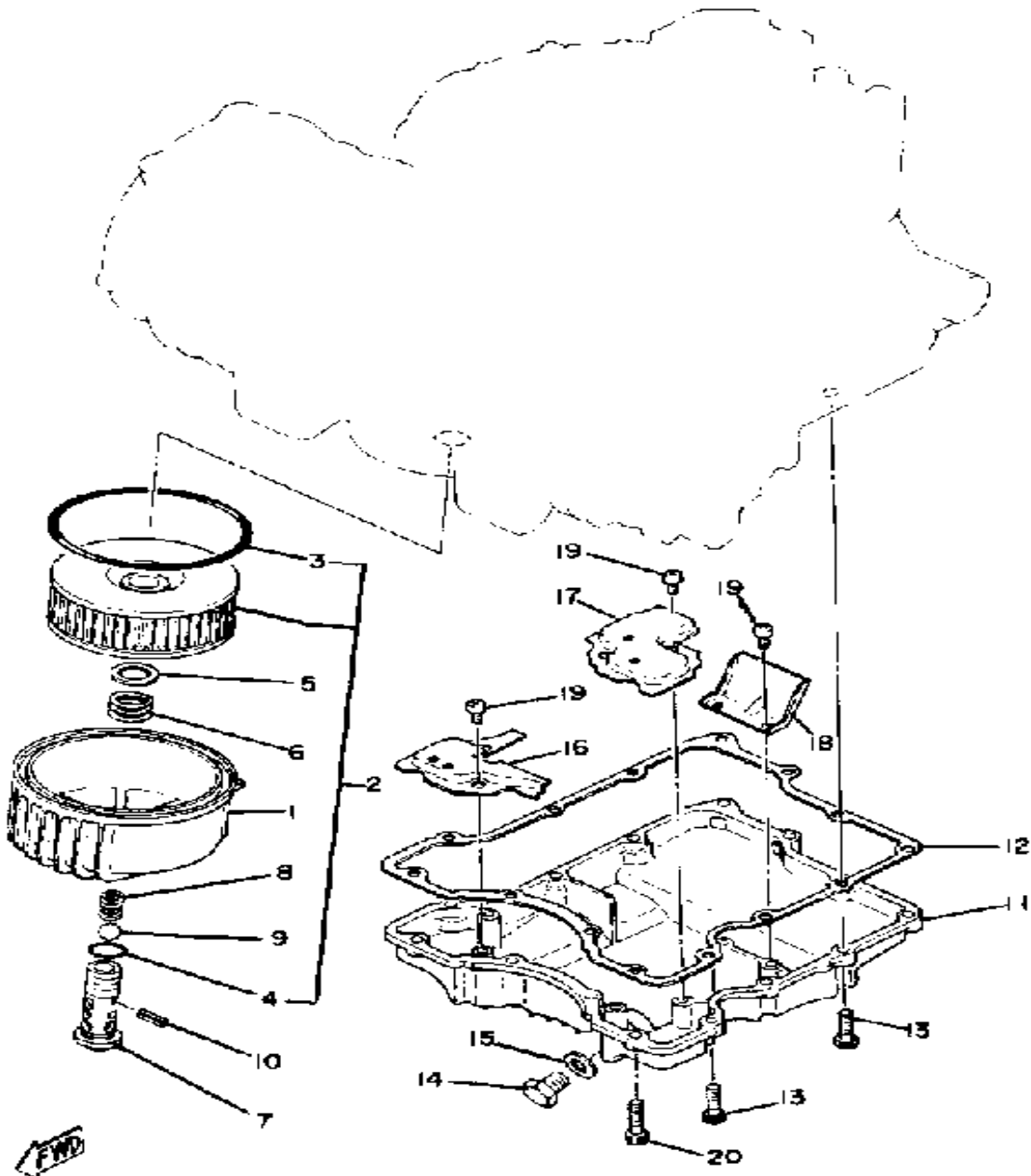
CONTINUED ON NEXT FRAME ➤

# OIL PUMP



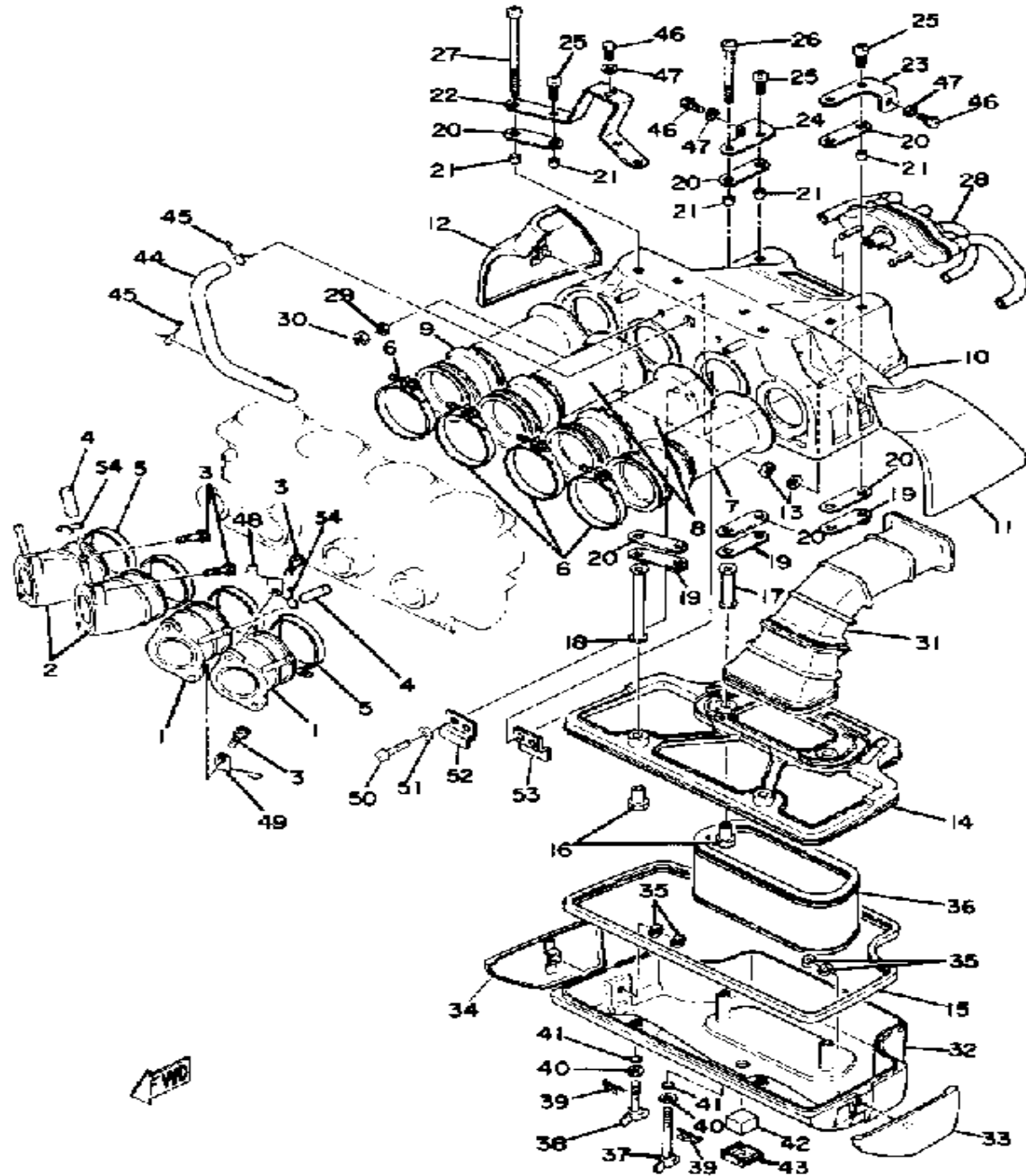
Ref. No.	Part Number	Description	Qty	Remarks
30	90430-10171-00	GASKET .....	1	

# OIL CLEANER



Ref. No.	Part Number	Description	Qty	Remarks
1	2H7-13447-00-00	COVER, OIL ELEMENT	1	
2	1J7-13441-10-00	ELEMENT, OIL CLEANER	1	
3	93211-19413-00	. O-RING	1	
4	93210-16314-00	. O-RING	1	
5	90201-21608-00	WASHER, PLATE	1	
6	90501-18433-00	SPRING, COMPRESSION	1	
7	2H7-13340-00-00	BY-PASS VALVE ASSEMBLY	1	
8	90501-12413-00	SPRING, COMPRESSION	1	
9	93501-02018-00	BALL 1 2	1	
10	91609-20018-00	PIN, SPRING	1	
11	2H7-13417-00-00	COVER, STRAINER	1	
12	2H7-13414-00-00	GASKET, STRNR COVER	1	
13	91311-06025-00	BOLT, SOCKET HEAD	10	
14	3VD-13455-00-00	PLUG	1	
15	214-11198-01-00	GASKET	1	
16	(2H7-13317-00-00)	PLATE, BAFFLE	1	
17	(2H7-13337-00-00)	PLATE, BAFFLE LOWER	1	
18	(2H7-13371-00-00)	PLATE	1	
19	98580-06012-00	SCREW, PAN HEAD	6	
20	91311-06030-00	BOLT, SOCKET HEAD	4	

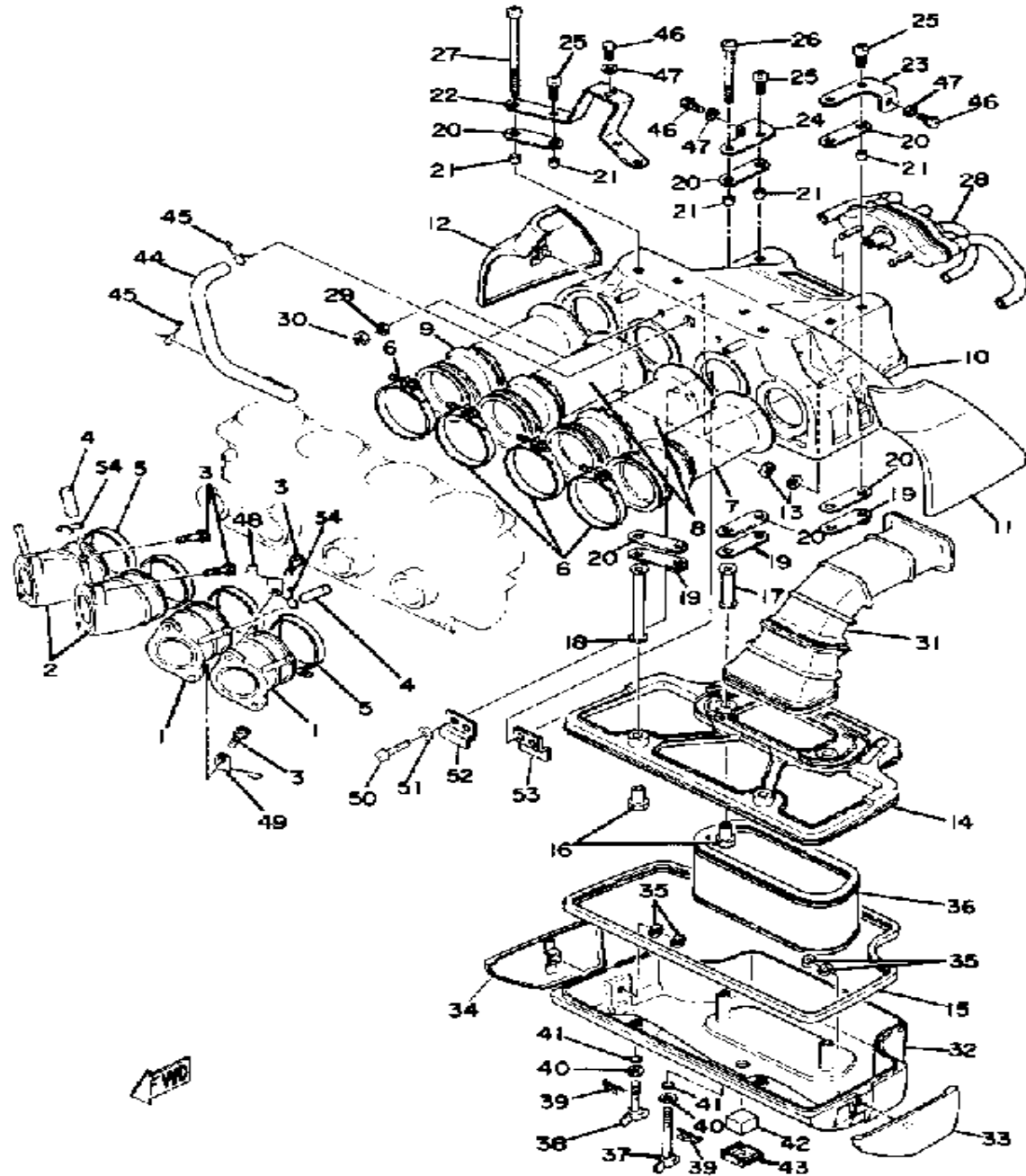
# INTAKE



Ref. No.	Part Number	Description	Qty	Remarks
1	2H7-13586-00-00	JOINT, CARBURETOR 1	2	
2	2H7-13596-00-00	JOINT, CARBURETOR 2	2	
3	91316-06020-00	BOLT, SOCKET HEAD	8	
4	16G-13569-00-00	PLUG, BLIND	2	
5	90460-54137-00	CLAMP, hose	4	
6	90460-58015-00	CLAMP, HOSE	4	
7	2H7-14453-00-00	JOINT, AIR CLNR 1	1	
8	2H7-14463-00-00	JOINT, AIR CLNR 2	2	
9	2H7-14454-00-00	JOINT	1	
10	2H7-W1441-00-00	AIR CLEANER CASE	1	
11	2H7-1441A-00-00	COVER, CLNR CASE 1	1	
12	2H7-1441E-00-00	COVER, CLNR CASE 2	1	
13	90183-05003-00	NUT, SPRING	4	
14	2H7-1441F-00-00	PARTN, AIR CLNR CS	1	
15	2H7-14457-02-00	SEAL	1	
16	90179-06250-00	NUT, SPEC'L SHAPE	4	
17	2H7-14443-00-00	COLLAR	2	
18	90387-08641-00	COLLAR	2	
19	2H7-14484-00-00	PLATE, CLNR CS FTNG	4	
20	2H7-14452-01-00	SEAL	8	
21	90387-060A3-00	COLLAR	8	
22	(2H7-14493-00-00)	STAY 1	1	
23	2H7-14498-00-00	STAY 1	1	
24	(2H7-14499-00-00)	STAY 2	1	
25	98580-06018-00	SCREW, PAN HEAD	4	
26	98501-06070-00	SCREW, PAN HEAD	2	
27	98501-06110-00	SCREW, PAN HEAD (92501-06110)	2	
28	2H7-14434-01-00	SEPARATOR, OIL	1	

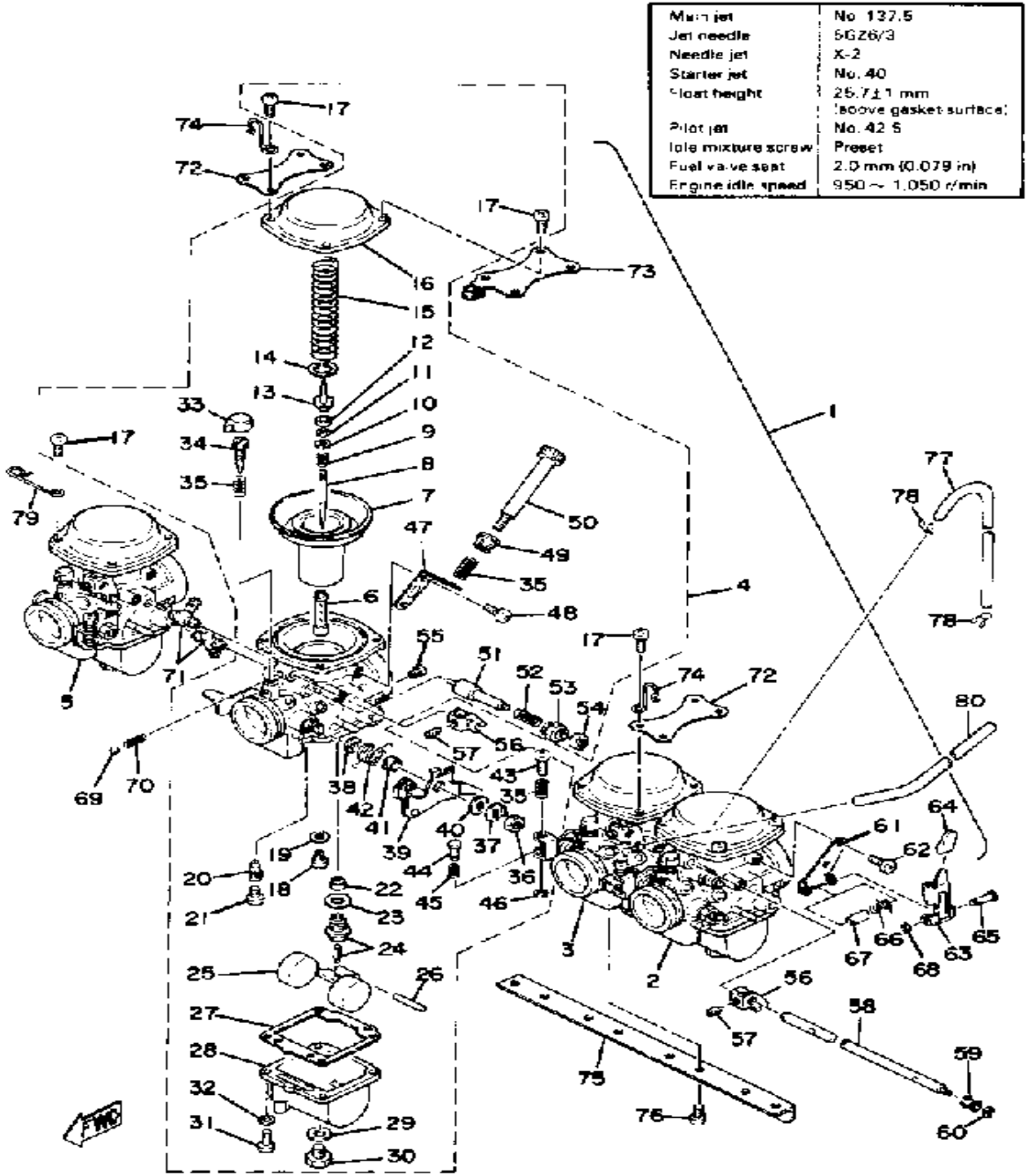
CONTINUED ON NEXT FRAME ►

# INTAKE



Ref. No.	Part Number	Description	Qty	Remarks
29	92901-05600-00	WASHER, PLATE	2	
30	95311-05700-00	NUT	2	
31	2H7-14431-01-00	SILENCER, INTAKE 1	1	
32	2H7-14421-01-00	CASE, AIR CLEANER 2	1	
33	2H7-1442A-00-00	COVER, CLNR CASE 3	1	
34	2H7-1442E-00-00	COVER, CLNR CASE 4	1	
35	90183-05003-00	NUT, SPRING	4	
36	2H7-14451-00-00	ELEMENT, AIR CLNR	1	
37	90122-06013-00	BOLT, WING	2	
38	90122-06012-00	BOLT, WING	2	
39	90468-10050-00	CLIP	4	
40	90201-06059-00	WASHER, PLATE	4	
41	93210-05098-00	O-RING	4	
42	4U8-14462-00-00	SEAL	1	
43	2H7-14422-00-00	CAP, CLEANER CASE 2	1	
44	2H7-11166-00-00	PIPE, BREATHER 1	1	
45	90467-14015-00	CLIP	2	
46	97313-06016-00	BOLT, HEXAGON	3	
47	92901-06600-00	WASHER	3	
48	(90462-10038-00)	CLAMP	1	
49	(90462-10039-00)	CLAMP	1	
50	98580-05016-00	SCREW, PAN HEAD	2	
51	92990-05100-00	WASHER, SPRING	2	
52	(2H7-1441G-00-00)	BINDER 1	1	
53	(2H7-1441H-00-00)	BINDER 2	1	
54	90467-11028-00	CLIP	2	

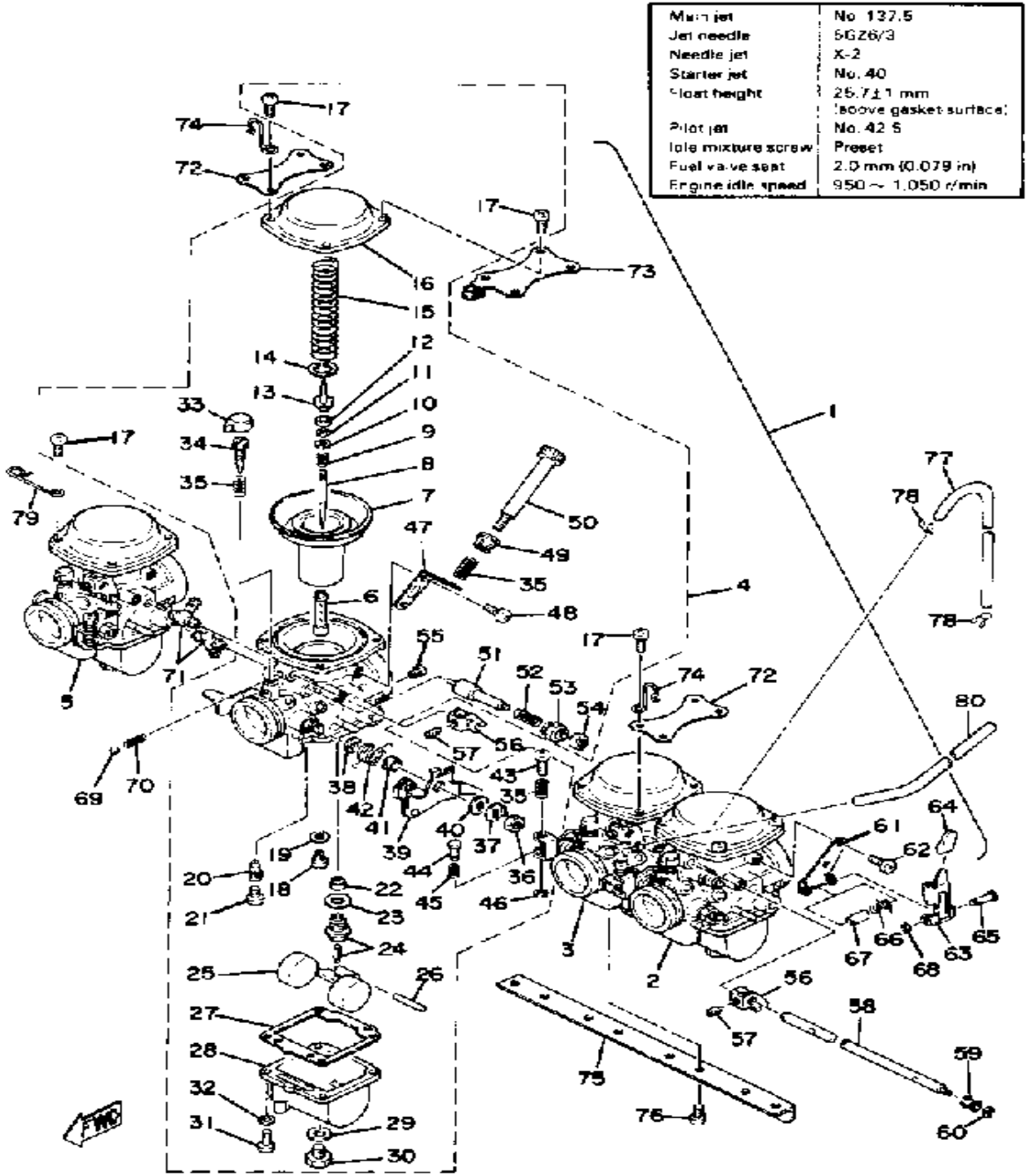
# CARBURETOR



Ref. No.	Part Number	Description	Qty	Remarks
1	UNA-VAILA-BL-EI	0 0 .....		
2	(2H7-14901-10-00)	CARBURETOR ASSEMBLY 1	1	
3	2H7-14902-11-00	CARBURETOR ASSEMBLY 2 (2H7-14902-10)	1	
4	(2H7-14903-11-00)	CARBURETOR ASSEMBLY 3	1	
5	(2H7-14904-10-00)	CARBURETOR ASSEMBLY 4	1	
6	2H7-14941-02-00	.. NOZZLE, MAIN	4	
7	2F3-14940-00-00	.. DIAPHRAGM ASSEMBLY	4	
8	2H7-14116-06-00	.. NEEDLE	4	
9	2F0-14589-00-00	.. SPRING	4	
10	2F3-14952-00-00	.. WASHER	4	
11	256-14919-00-00	.. CLIP	4	
12	2F0-14918-00-00	.. RING	4	
13	(2F3-14946-00-00)	PLATE, NEEDLE FTNG	4	
14	2F0-14919-00-00	.. CLIP	4	
15	(2H7-14933-00-00)	SPRING, DIAPHRAGM	4	
16	(2A2-14958-00-00)	COVER, DIAPHRAGM	2	3
	(2H7-14958-00-00)	COVER, DIAPHRAGM	2	4
17	98580-05016-00	.. SCREW, PAN HEAD	16	
18	620-14231-26-A0	.. JET, MAIN (#130.0)	4	U.R.
	620-14231-28-00	.. JET, MAIN (#140)	4	U.R.
	620-1423A-78-A0	.. JET, MAIN #137.5	4	U.R.ã STD
19	137-14153-00-00	.. WASHER, MAIN JET	4	
20	256-14942-45-00	.. JET, PILOT (NO. 45)	4	
21	11V-14991-00-00	.. SCREW	4	
22	1J7-14994-00-00	.. NET, FILTER	4	
23	239-14195-00-00	.. WASHER, NEEDLE VALVE	4	
24	1J7-14190-20-00	.. NEEDLE VALVE ASSEMBLY	4	
25	2A2-14985-01-00	.. FLOAT	4	

CONTINUED ON NEXT FRAME ➤

# CARBURETOR

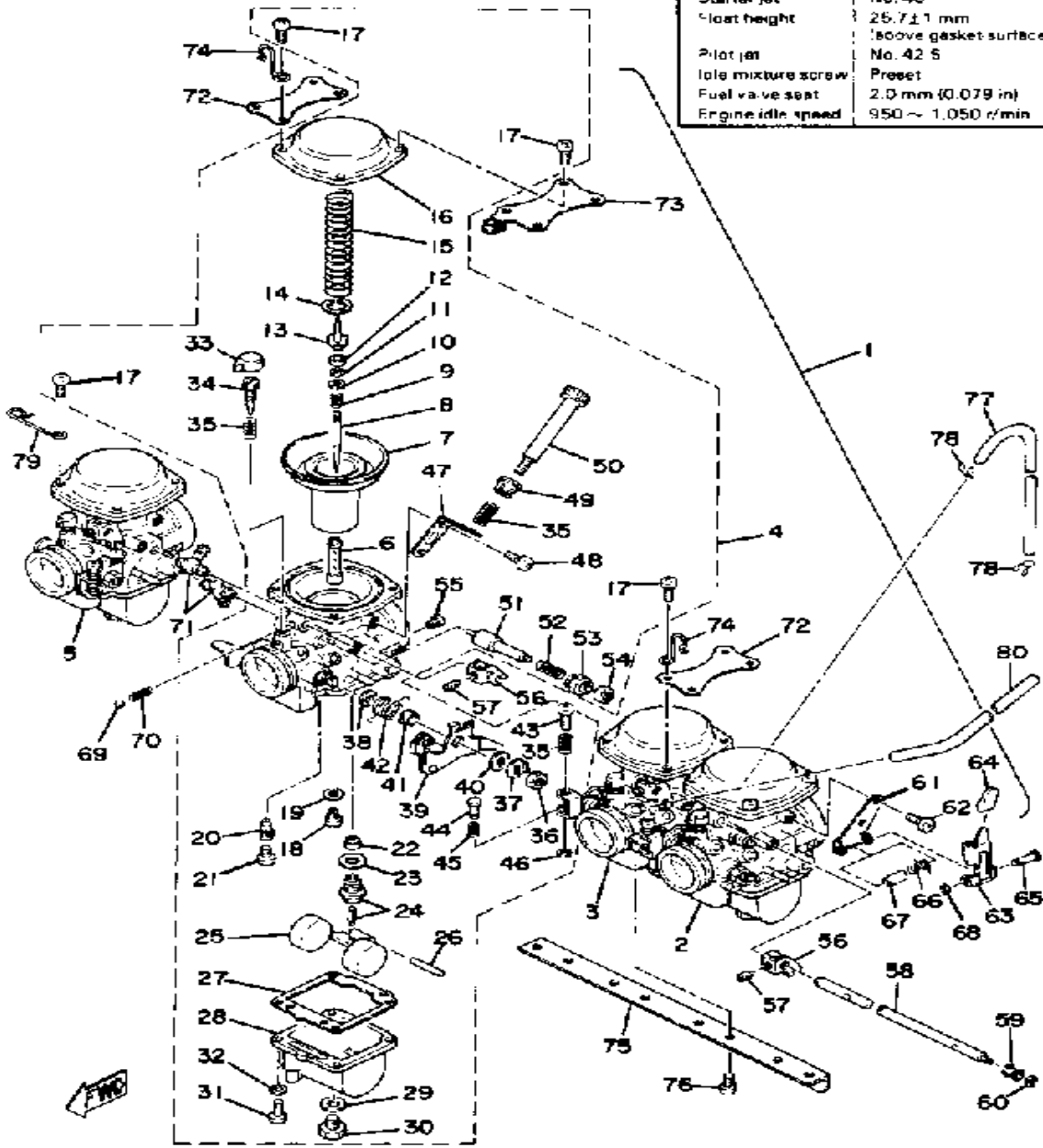


Ref. No.	Part Number	Description	Qty	Remarks
26	537-14186-00-00	.. PIN, FLOAT .....	4	
27	2A2-14984-01-00	.. GASKET, FLOAT CHMBR ..	4	
28	(2A2-14981-32-00)	BODY, FLOAT CHAMBER .....	2	3
	(2H7-14981-32-00)	BODY, FLOAT CHAMBER .....	1	EXCLUSIVE FOR6CARBURETOR 1
	(2H7-14982-32-00)	HOLDER .....	1	EXCLUSIVE FOR6CARBURETOR 4
29	1L9-14952-00-00	.. WASHER .....	4	
30	1A8-14991-00-00	.. SCREW .....	4	
31	98580-05016-00	.. SCREW, PAN HEAD .....	16	
32	92990-05100-00	.. WASHER, SPRING .....	16	
33	8A7-14969-00-00	.. CAP .....	4	
34	2A2-14923-00-00	.. SCREW, PILOT .....	4	
35	256-14934-01-00	.. SPRING, THRTL STOP .....	8	
36	95303-12600-00	.. NUT .....	4	
37	256-14953-00-00	.. WASHER .....	4	
38	2A2-14997-00-00	.. SEAL .....	4	
39	(2H7-14913-01-00)	LEVER, THROTTLE .....	1	
	(2H7-14963-00-00)	LEVER, THROTTLE 4 .....	1	
	(2H7-14964-00-00)	LEVER, THROTTLE 2 .....	1	
40	(306-14970-00-00)	VALVE, THROTTLE .....	2	4
41	(2H7-14918-00-00)	RING .....	1	EXCLUSIVE FOR6CARBURETOR 3
42	(2F3-14931-00-00)	SPRING, THRTL LEVER .....	1	2
	(2F3-14932-00-00)	SPRING, THRTL 2 .....	1	EXCLUSIVE FOR6CARBURETOR 4
	(2H7-14931-00-00)	SPRING, THRTL LEVER .....	1	EXCLUSIVE FOR6CARBURETOR 3
43	256-14922-01-00	.. SCREW, THROTTLE .....	3	
44	584-14992-00-00	.. ROD .....	3	

CONTINUED ON NEXT FRAME ➤

# CARBURETOR

Main jet	No. 137.5
Jet needle	5GZ6/3
Needle jet	X-2
Starter jet	No. 40
Float height	25.7 ± 1 mm Boove gasket surface:
Pilot jet	No. 42.5
Idle mixture screw	Preset
Fuel valve seat	2.0 mm (0.079 in)
Engine idle speed	950 ~ 1,050 r/min



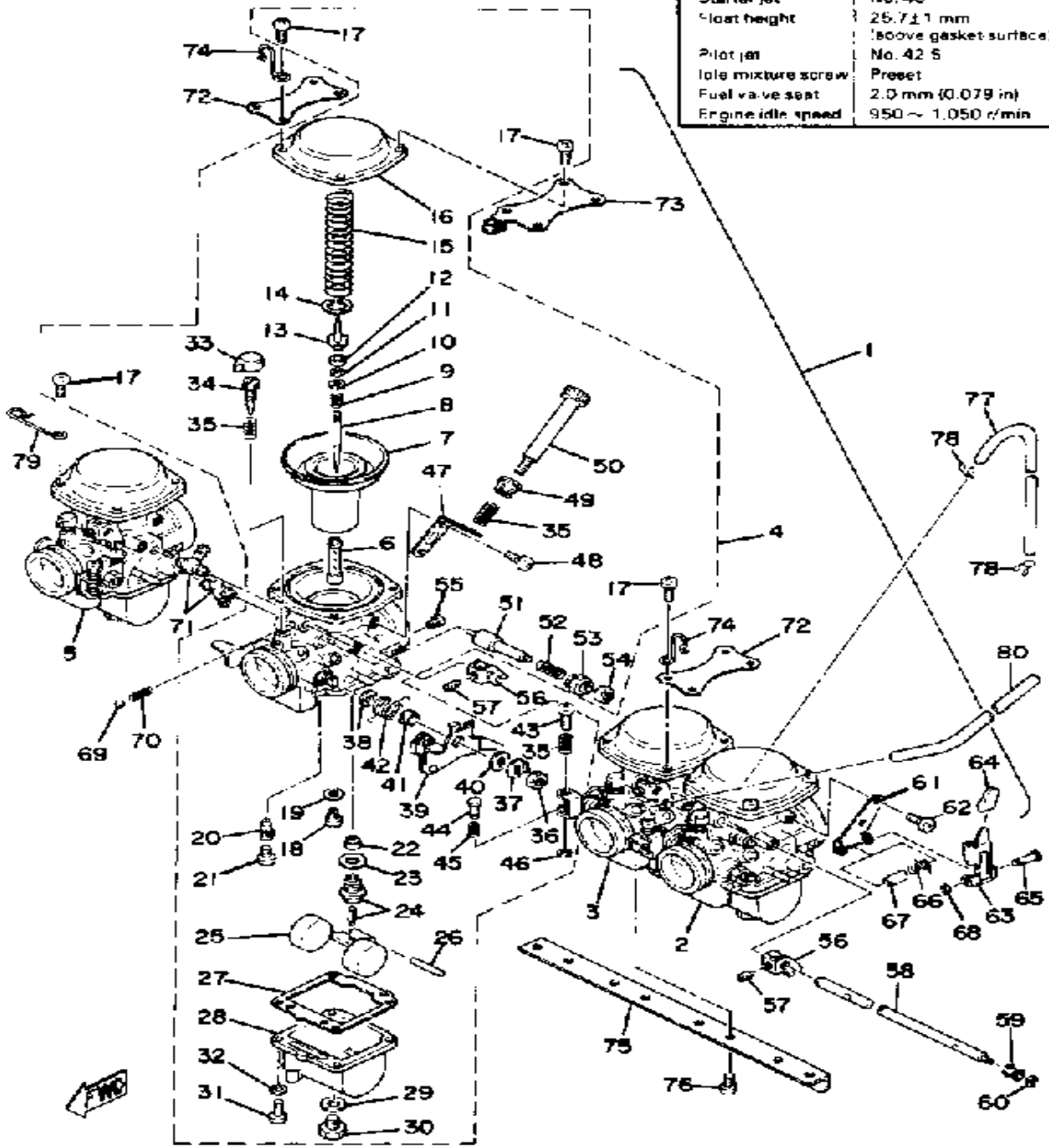
Ref. No.	Part Number	Description	Qty	Remarks
45	(584-14934-00-00)	SPRING, THRTL STOP	3	
46	256-14937-00-00	.. CLIP	3	
47	(2F3-14243-00-00)	PLATE	1	
48	98580-04008-00	.. SCREW, PAN HEAD	2	
49	1J7-14998-00-00	.. BUSH	1	
50	(2H7-14922-00-00)	SCREW, THROTTLE	1	
51	2A2-14171-00-00	.. PLUNGER, STARTER	1	
52	256-14135-00-00	.. SPRING, PLUNGER	4	
53	2A2-14174-00-00	.. CAP, PLUNGER	4	
54	2A2-14173-00-00	.. COVER, PLUNGER CAP	4	
55	2A2-14172-42-00	.. PILOT JET, AIR #2 0	4	
56	(2A2-14905-00-00)	LEVER, STARTER	4	
57	11V-14991-00-00	. SCREW	4	
58	(2H7-14978-00-00)	SHAFT, STARTER LVR	1	
59	2H7-14998-00-00	. BUSH	1	
60	737-14137-00-00	. CLIP	1	
61	3H3-14995-00-00	. BRACKET	1	
62	98580-04008-00	. SCREW, PAN HEAD	2	
63	2F3-14975-00-00	. LEVER, STARTER 1	1	
64	2F3-14968-00-00	. CAP	1	
65	2F3-14386-00-00	. PIN, FLOAT	1	
66	2F3-14938-00-00	. SPRING	1	
67	(2F3-14996-00-00)	PIPE	1	
68	2F3-14919-00-00	. CLIP	1	
69	93501-08001-00	. BALL	2	
70	583-14589-00-00	. SPRING	2	
71	2H7-14988-00-00	. PIPE, STARTER CON	4	
72	(2H7-14243-00-00)	PLATE	2	
73	(2H7-14926-01-00)	BRACKET, THROTTLE 1	1	

CONTINUED ON NEXT FRAME ➤



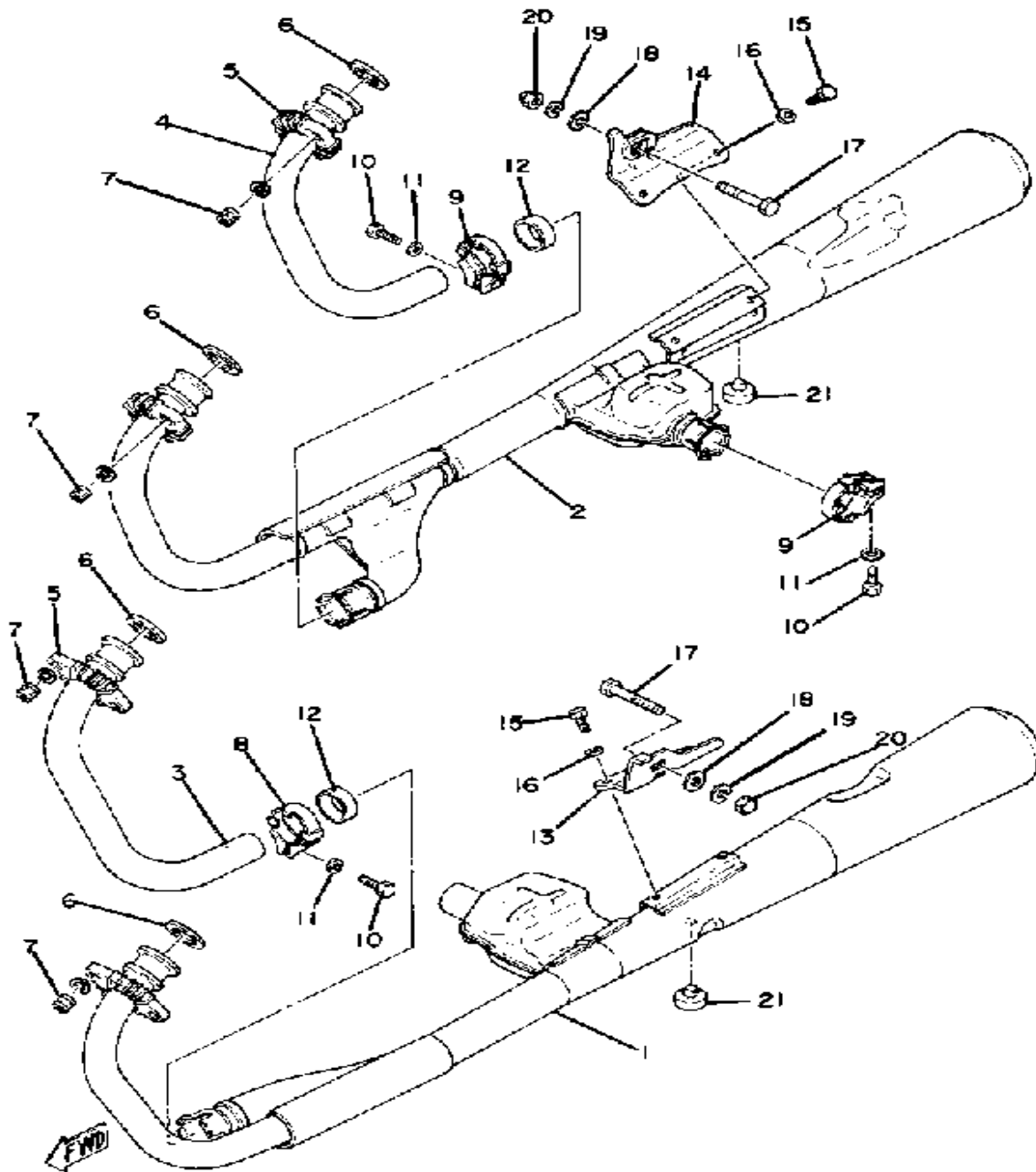
# CARBURETOR

Main jet	No. 137.5
Jet needle	5GZ6/3
Needle jet	X-2
Starter jet	No. 40
Float height	25.7±1 mm
	Boove gasket surface:
Pilot jet	No. 42.5
Idle mixture screw	Preset
Fuel valve seat	2.0 mm (0.079 in)
Engine idle speed	950 ~ 1,050 r/min



Ref. No.	Part Number	Description	Qty	Remarks
74	90462-13032-00	. CLAMP .....	2	
75	(2H7-14146-00-00)	PLATE .....	1	
76	98503-06014-00	. SCREW, PAN HEAD (92502-06016) .....	8	
77	90445-10365-00	HOSE .....	2	
78	90467-09006-00	CLIP .....	4	
79	(90468-20072-00)	CLIP .....	1	
80	90445-07378-00	HOSE .....	1	

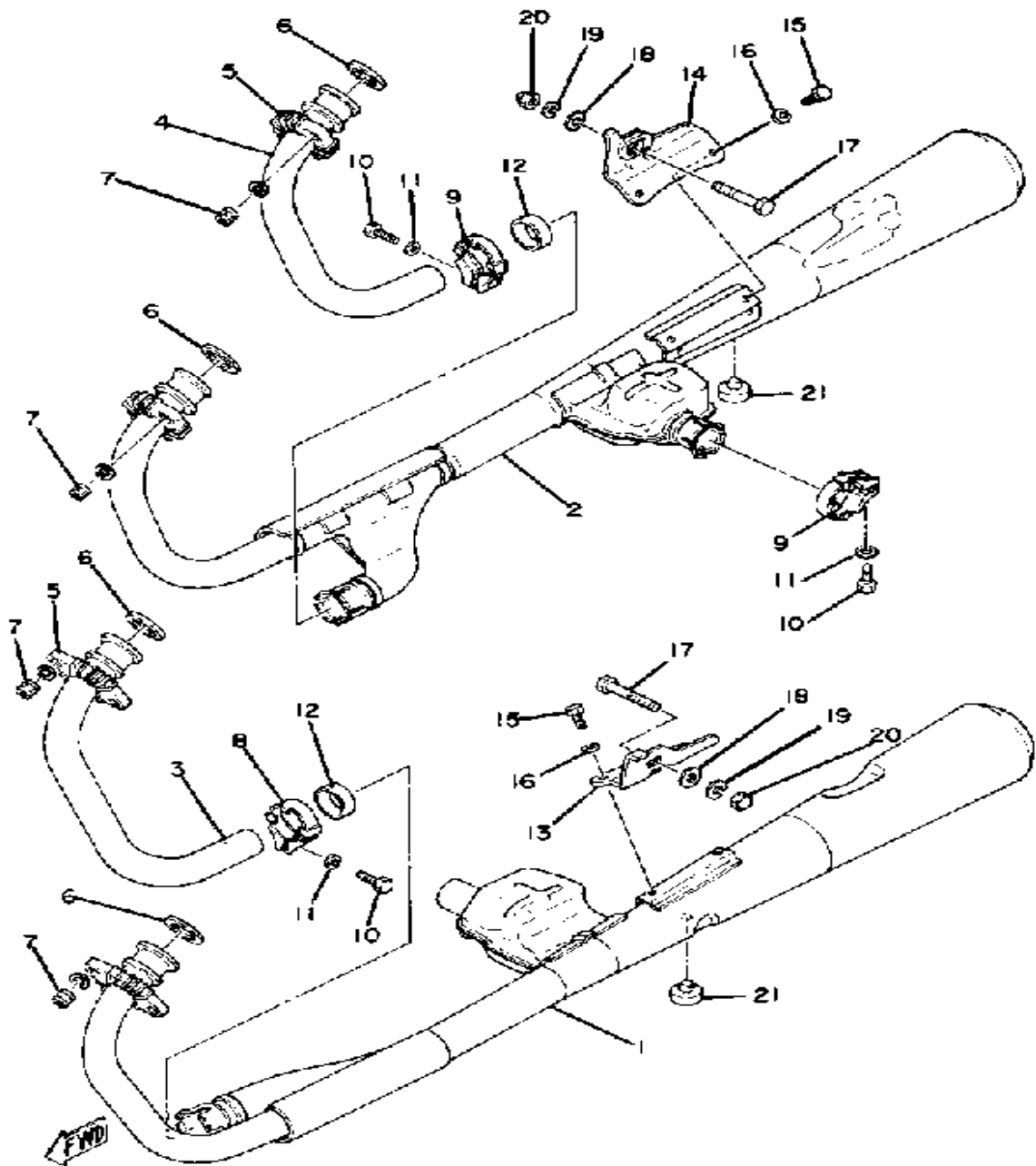
# EXHAUST



Ref. No.	Part Number	Description	Qty	Remarks
1	2H7-W1471-80-00	MUFFLER 1	1	
	95621-08615-00	. BOLT, STUD	2	
	99999-01051-00	MUFFLER 2H7 LH (2H7-14710-00)	1	
2	(99999-01052-00)	MUFFLER 2H7 RH	1	
	2H7-W1471-80-00	. MUFFLER 1	1	
	95621-08615-00	. BOLT, STUD	2	
3	2H7-14621-02-00	. PIPE, EXHAUST R	1	
	95621-08615-00	. BOLT, STUD	2	
	99999-01048-00	PIPE, EXHAUST 2 2H7 (2H7-14621-00)	1	
4	2H7-14631-02-00	. PIPE, EXHAUST 3	1	
	95621-08615-00	. BOLT, STUD	2	
	99999-01050-00	PIPE, EXHAUST 3 2H7 (2H7-14631-00)	1	
5	2H7-14612-00-00	NUT, RING	2	
6	4BE-14613-00-00	GASKET, EXHAUST PIPE	4	
7	90179-08004-00	NUT	8	
8	26H-14797-00-00	BAND, silence 4	1	
9	26H-14796-00-00	BAND, silencer 4	2	
10	97013-08025-00	BOLT	3	
11	92901-08600-00	WASHER	3	
12	1L9-14714-01-00	GASKET, MUFFLER	3	
13	(2H7-14771-00-00)	STAY, MUFFLER 1	1	
14	(2H7-14781-00-00)	STAY, MUFFLER 2	1	
15	97313-08016-00	BOLT, HEXAGON	4	
16	92990-08100-00	WASHER	4	
17	90101-10568-00	BOLT	2	
18	90201-10669-00	WASHER, PLATE	2	
19	92990-10100-00	WASHER, SPRING	2	

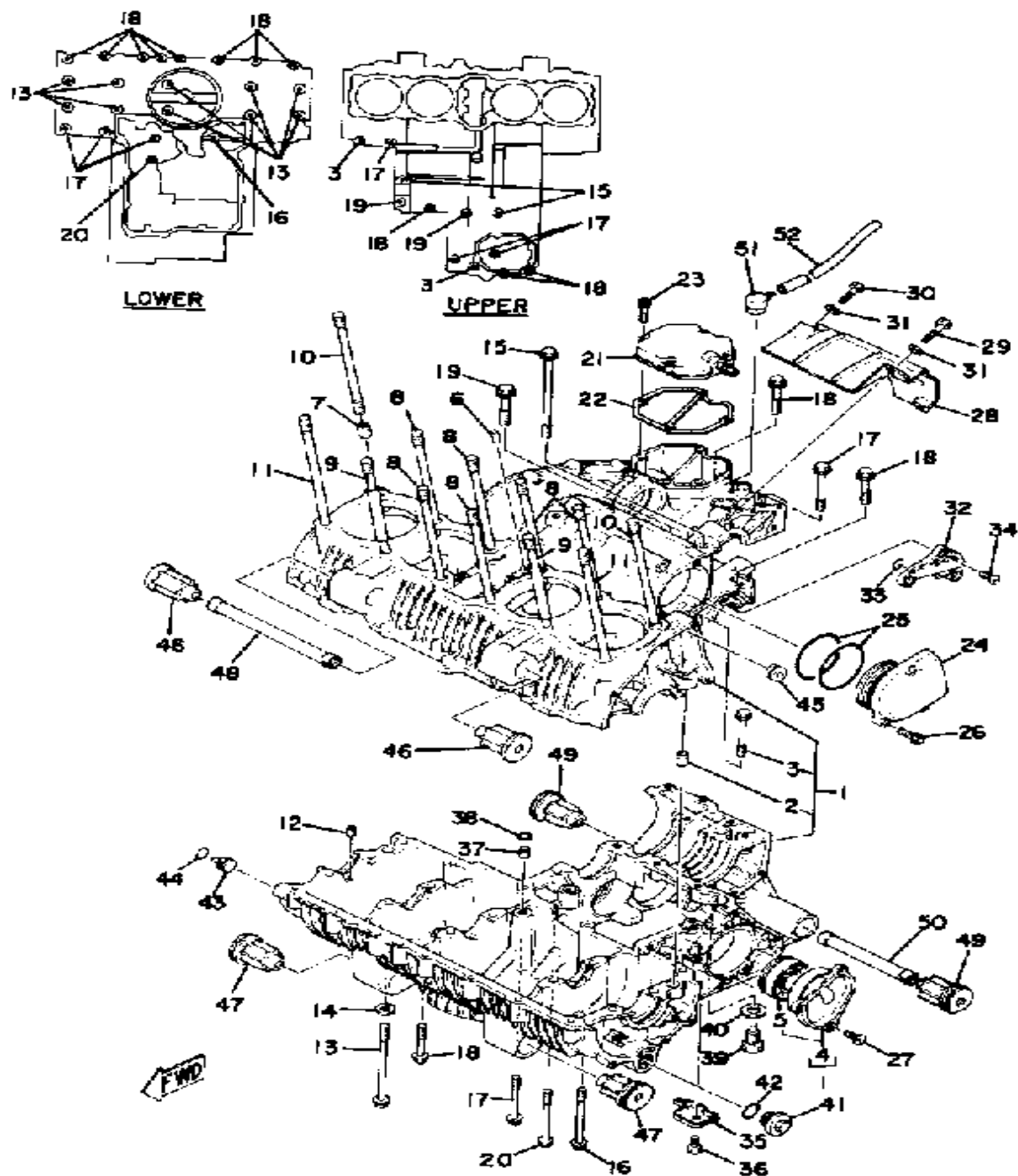
CONTINUED ON NEXT FRAME ►

# EXHAUST



Ref. No.	Part Number	Description	Qty	Remarks
20	90176-10009-00	NUT, CROWN .....	2	
21	371-27114-00-00	STOPPER, MAIN STAND .....	1	

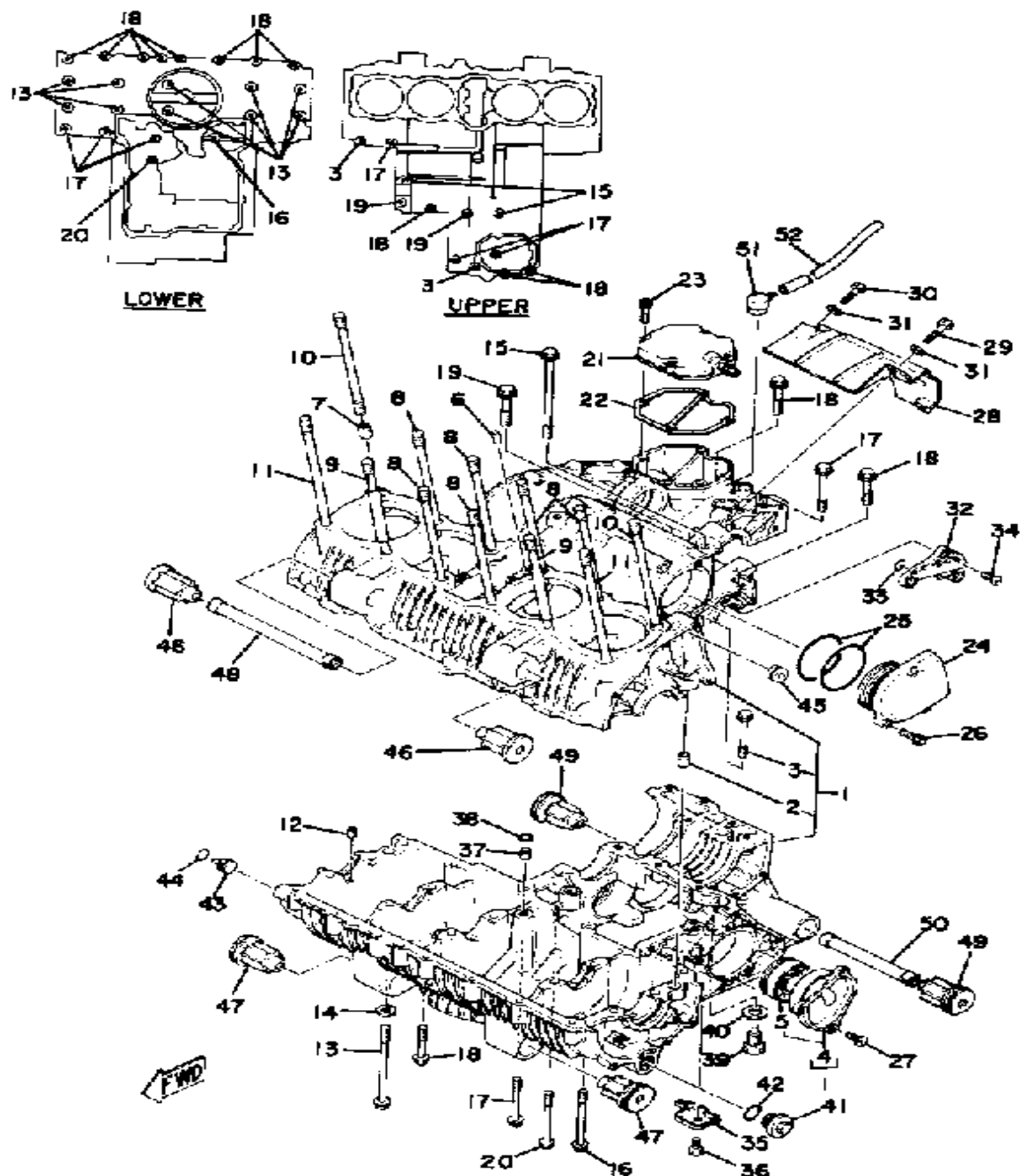
# CRANKCASE



Ref. No.	Part Number	Description	Qty	Remarks
2	99510-12016-00	. PIN, DOWEL .....	2	
3	95811-06065-00	. BOLT, FLANGE .....	2	M6-65L
4	2H7-W1516-00-10	. BRNG HSNG CMLPT 2 .....	1	U.R. MARKED A
	2H7-W1516-00-20	. BRNG HSNG CMLPT 2 .....	1	U.R. MARKED B
5	93304-20501-00	.. BEARING .....	1	
6	93605-14143-00	PIN, DOWEL .....	2	
7	99530-14016-00	PIN, DOWEL .....	2	
8	90116-10273-00	BOLT, STUD .....	6	M10-154L
9	2F3-11363-00-00	BOLT, CYLINDER HOLDING 3 .	2	
10	90116-10275-00	BOLT, STUD .....	2	M10-184L
11	90116-10274-00	BOLT, STUD .....	2	M10-177L
12	(2H7-15138-00-00)	NOZZLE 1 .....	3	
13	90105-08114-00	BOLT, WASHER BASED .....	10	
14	90201-08107-00	WASHER, PLATE .....	8	
15	95811-08125-00	BOLT, FLANGE (91011-08125-00) .....	2	M8-125L
16	95811-06085-00	BOLT, FLANGE .....	1	M6-85L
17	95811-06065-00	BOLT, FLANGE .....	6	M6-65L
18	95811-06045-00	BOLT, flange (95812-06045-00)	11	M6-45L
19	95811-08045-00	BOLT, FLANGE (JN5) .....	2	M8-45L
20	95811-08075-00	BOLT, FLANGE .....	1	M8-75L
21	2H7-11168-00-00	COVER, BREATHER .....	1	
	.1---	BEARING .....	1	
22	2H7-11169-00-00	GASKET, BRTHR COVER .....	1	
23	91311-06025-00	BOLT, SOCKET HEAD .....	4	
24	2H7-15163-00-00	HOUSING, BEARING 1 .....	1	
25	93210-60538-00	O-RING .....	2	
26	91311-06025-00	BOLT, SOCKET HEAD .....	3	
27	90149-06126-00	SCREW, SPEC'L SHAPE .....	3	

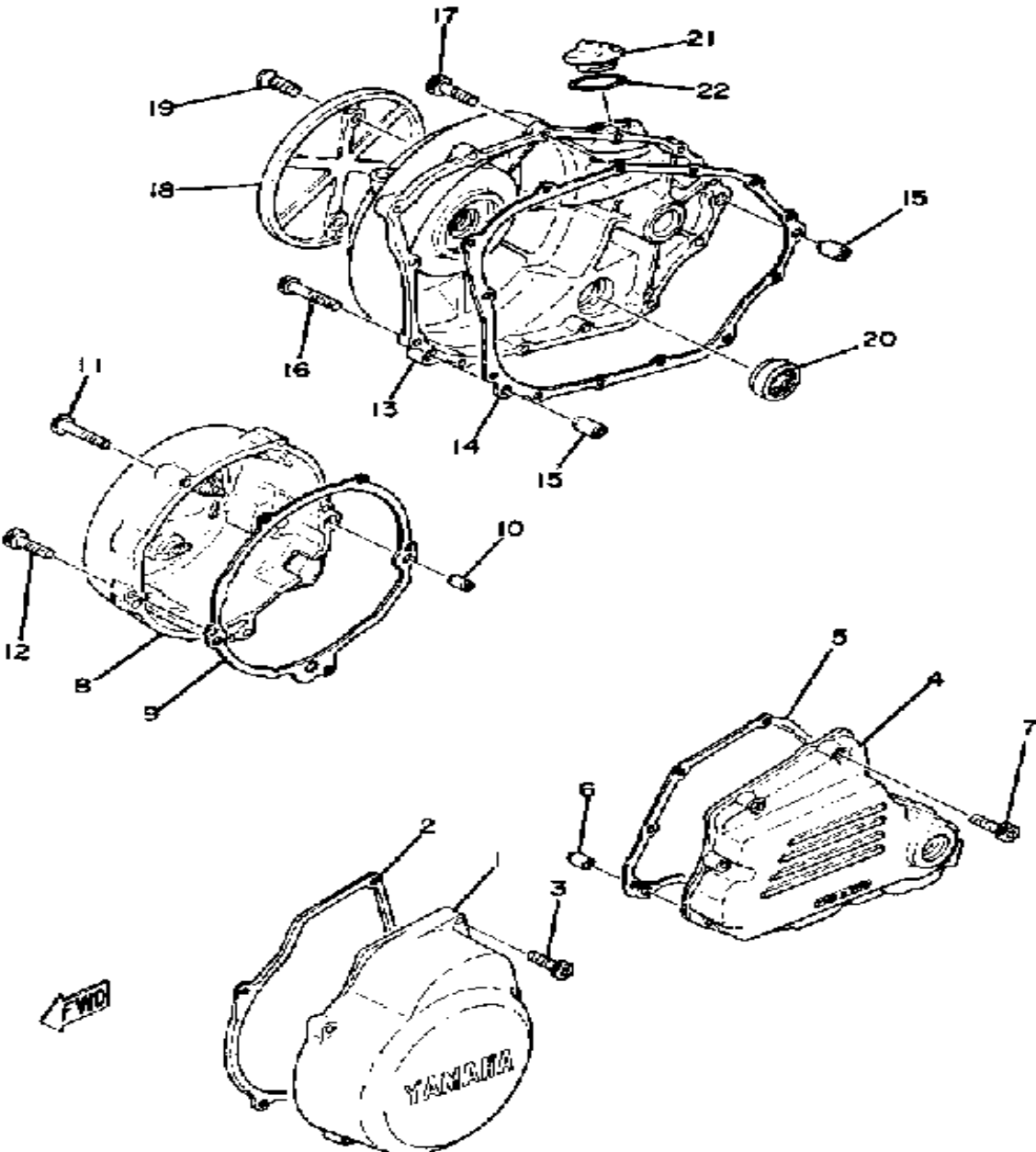
CONTINUED ON NEXT FRAME ►

# CRANKCASE



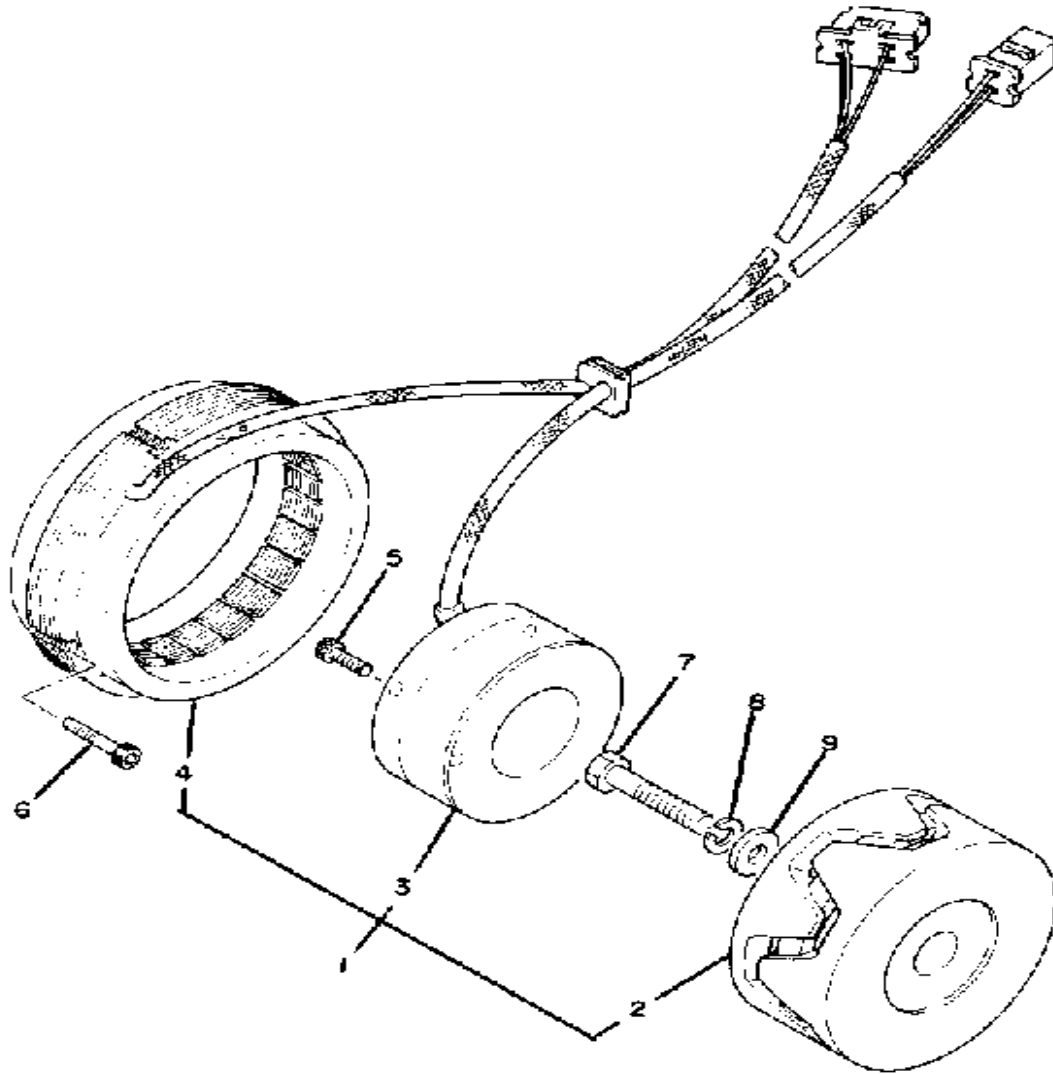
Ref. No.	Part Number	Description	Qty	Remarks
28	(2H7-15436-00-00)	COVER, STRTG MOTOR	1	
29	97021-06030-00	BOLT	2	
30	97011-06020-00	BOLT	1	
31	92901-06600-00	WASHER	3	
32	2H7-15148-00-00	NOZZLE 2	1	
33	93210-09350-00	O-RING	1	
34	90149-06126-00	SCREW, SPEC'L SHAPE	3	
35	(2H7-15155-00-00)	NOZZLE 3	1	
36	97313-06016-00	BOLT, HEXAGON	1	
37	99510-10114-00	PIN, DOWEL	1	
38	93210-09350-00	O-RING	1	
39	(90340-12052-00)	PLUG, STRAIGHT SCRW	1	M12
	90340-14118-00	PLUG, STRAIGHT	1	M14
40	214-11198-01-00	GASKET	1	
41	90340-18073-00	PLUG	1	
42	93210-18319-00	O-RING	1	
43	90338-13084-00	PLUG, SPEC'L SHAPE	1	
44	93210-13361-00	O-RING	1	
45	90480-11224-00	GROMMET	1	
46	2H7-15316-01-00	DAMPER, ENG MOUNT 1	2	
47	2H7-15336-00-00	DAMPER, ENGINE MOUNT 3	2	
48	(2H7-15317-00-00)	SPACER, ENG MOUNT	1	
49	36Y-15326-00-00	DAMPER, ENGINE MOUNT 2 (2H7-15326-01-00)	2	
50	2H7-15327-00-00	SPACER, ENG MOUNT	1	
51	2H7-17591-01-00	BREATHER	1	
52	90445-07039-00	HOSE	1	

# CRANKCASE COVER



Ref. No.	Part Number	Description	Qty	Remarks
1	2H7-15416-02-00	COVER, OIL PUMP .....	1	
2	2H7-15456-00-00	GASKET, O/PMP CVR 1 .....	1	
3	91311-06025-00	BOLT, SOCKET HEAD .....	4	
4	2H7-15411-00-00	COVER, CRANKCASE L .....	1	
5	2H7-15461-00-00	GASKET, CRCS CVR 2 .....	1	
6	99510-08016-00	PIN, DOWEL .....	2	
7	91311-06025-00	BOLT, SOCKET HEAD .....	9	
8	2H7-15415-00-00	COVER, GENERATOR .....	1	
9	2H7-15455-00-00	GASKET 1 .....	1	
10	99510-08016-00	PIN, DOWEL .....	2	
11	91311-06035-00	BOLT, SOCKET HEAD .....	3	
12	91311-06025-00	BOLT, SOCKET HEAD .....	2	
13	2H7-15431-00-00	COVER, CRANKCASE 3 .....	1	
14	2H7-15451-00-00	GASKET, CRCS COVER .....	1	
15	99510-08016-00	PIN, DOWEL .....	2	
16	91311-06035-00	BOLT, SOCKET HEAD .....	3	
17	91311-06025-00	BOLT, SOCKET HEAD .....	10	
18	2H7-15417-00-00	COVER, CAP .....	1	
19	98603-06018-00	SCREW, OVAL HEAD .....	2	
20	2H7-15361-00-00	GAUGE, LEVEL .....	1	
21	2H7-15363-00-00	PLUG, OIL .....	1	
22	93210-27778-00	O-RING .....	1	

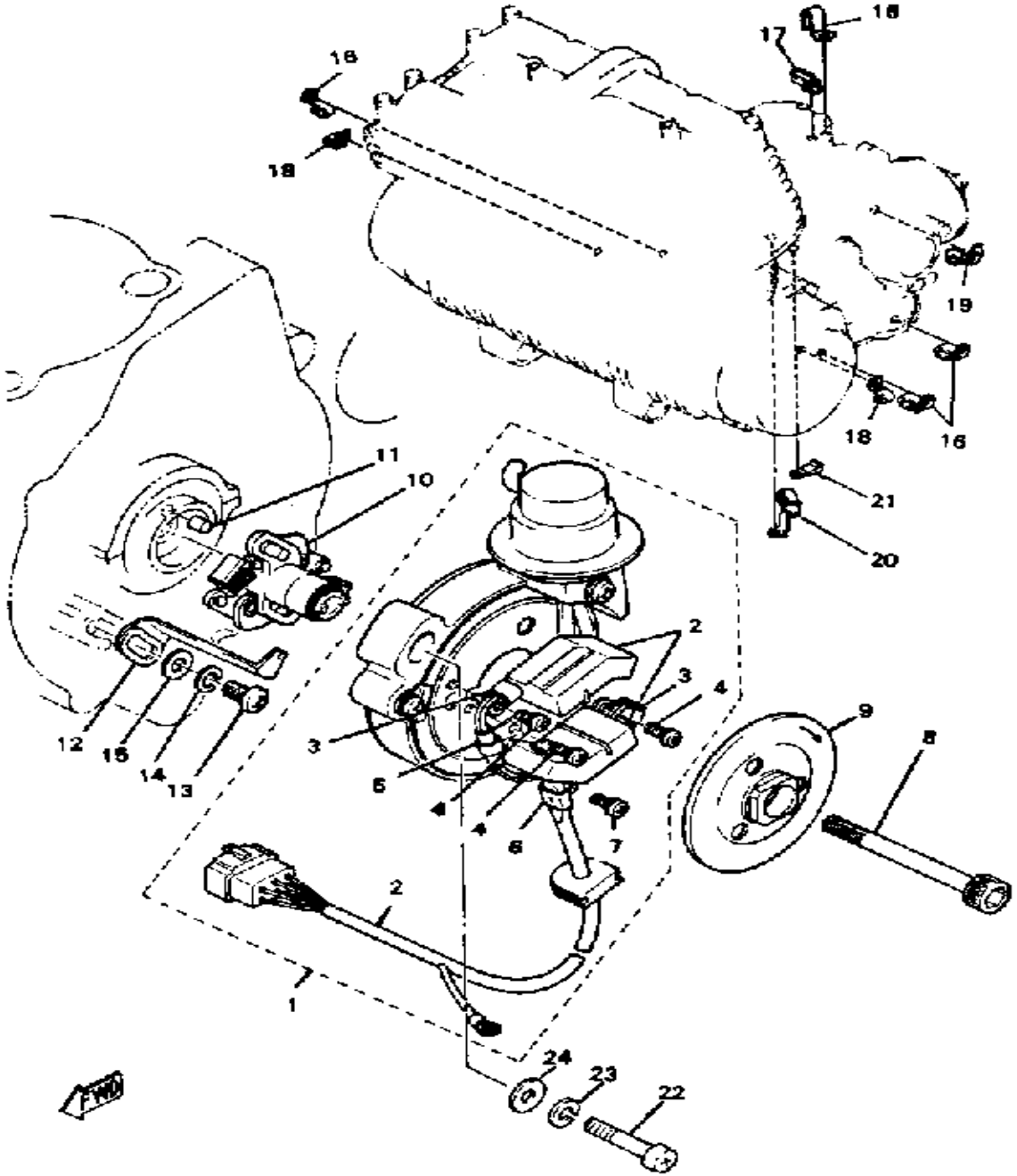
# A - C - GENERATOR



Field coil resistance: (Green-Brown)  
 $3.5\Omega \pm 10\%$  at 20°C (68°F)  
 Stator coil resistance:  
 $0.4\Omega \pm 10\%$  at 20°C (68°F)

Ref. No.	Part Number	Description	Qty	Remarks
1	2H7-81600-10-00	AC GENERATOR ASSEMBLY .	1	
2	(2H7-81650-10-00)	ROTOR ASSEMBLY . . . . .	1	
3	2H7-81660-10-00	. FIELD COIL ASSEMBLY . . . . .	1	
4	2H7-81610-10-00	. STATOR ASSEMBLY . . . . .	1	
5	91311-06016-00	BOLT, SOCKET HEAD . . . . .	3	
6	90110-06138-00	BOLT, HEX SKT HEAD . . . . .	4	
7	90101-10188-00	BOLT . . . . .	1	
8	92990-10100-00	WASHER, SPRING . . . . .	1	
9	90201-102J5-00	WASHER, PLATE . . . . .	1	

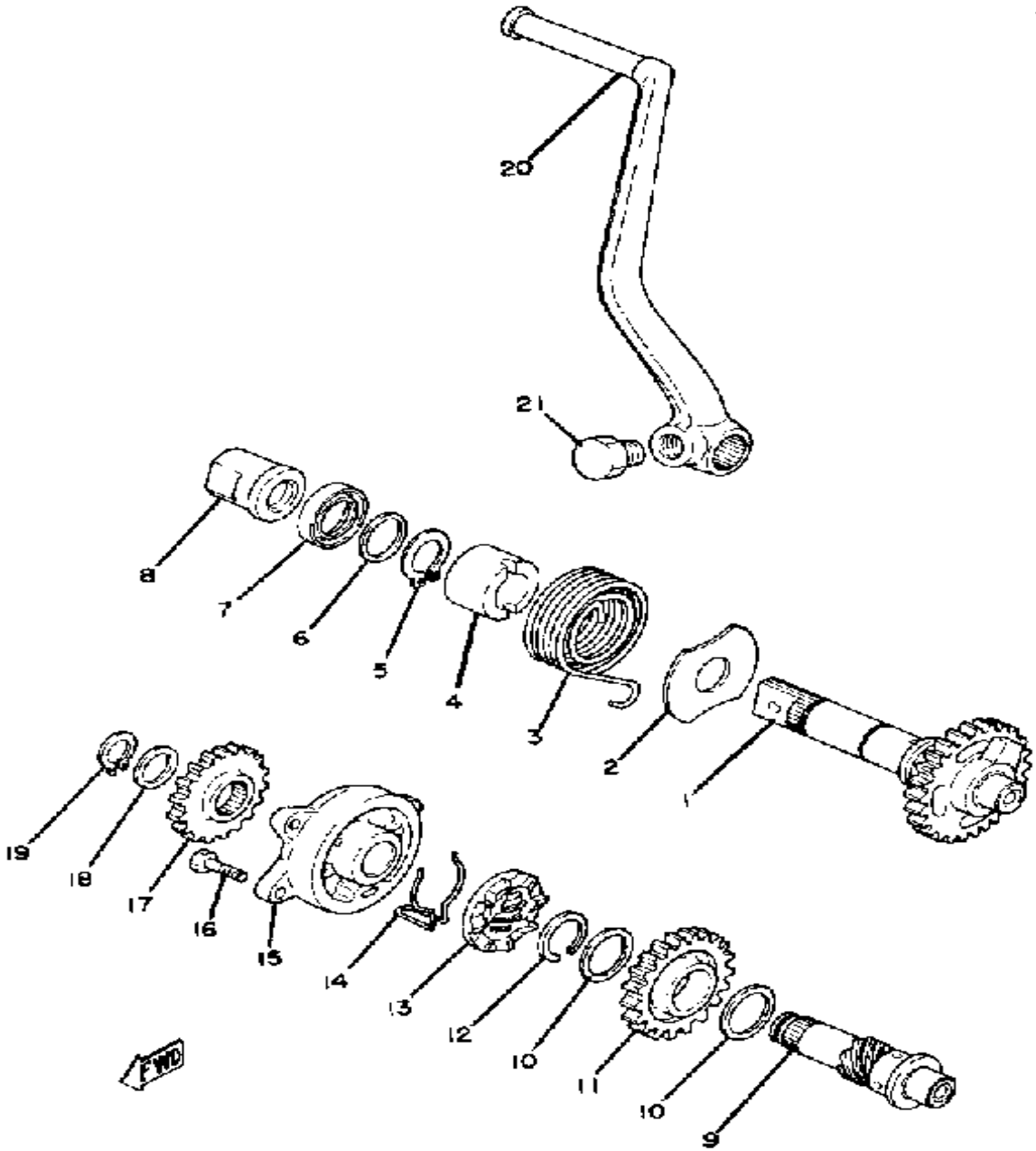
# PICKUP COIL-CLAMP-GOVERNOR



Ref. No.	Part Number	Description	Qty	Remarks
1	2H7-81671-10-00	BASE, PICKUP .....	1	
2	2H7-81676-10-00	. PULSER COIL ASSEMBLY ..	1	
3	(2H7-81678-10-00)	CLAMP 2 .....	2	
4	98580-04008-00	. SCREW, PAN HEAD .....	3	
5	(2H7-81679-10-00)	CLAMP 3 .....	1	
6	(2H7-81677-10-00)	CLAMP 1 .....	1	
7	(2H7-81646-10-00)	SCREW 2 .....	1	
8	91316-08075-00	BOLT, SOCKET HEAD .....	1	
9	2H7-81672-10-00	PLATE, TIMING 2 .....	1	
10	2H7-81653-11-00	GOVERNOR ASSEMBLY .....	1	
11	93604-08071-00	PIN, DOWEL .....	1	
12	2H7-81632-01-00	PLATE, TIMING .....	1	
13	98580-06012-00	SCREW, PAN HEAD .....	1	
14	92995-06100-00	WASHER, SPRING .....	1	
15	92901-06600-00	WASHER .....	1	
16	90465-06332-00	CLAMP .....	4	
17	(90465-10123-00)	CLAMP .....	1	
18	90465-08277-00	CLAMP .....	2	
19	(90465-10137-00)	CLAMP .....	1	
20	90465-08135-00	CLAMP .....	1	
21	(90465-08136-00)	CLAMP .....	1	
22	98580-06030-00	SCREW PAN HEAD .....	2	
23	92995-06100-00	WASHER, SPRING .....	2	
24	90201-06M08-00	WASHER, PLATE .....	2	

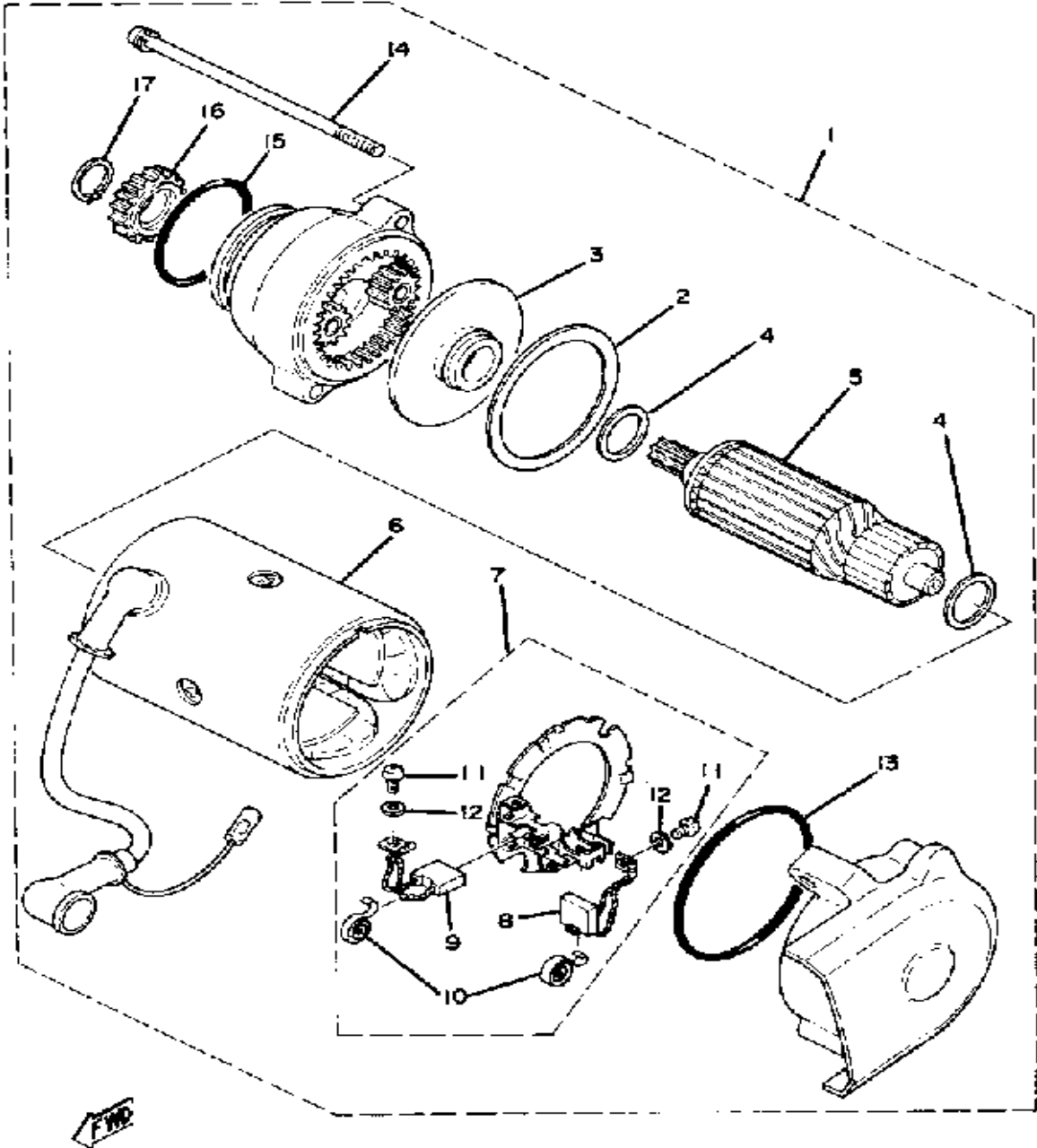


# KICK STARTER



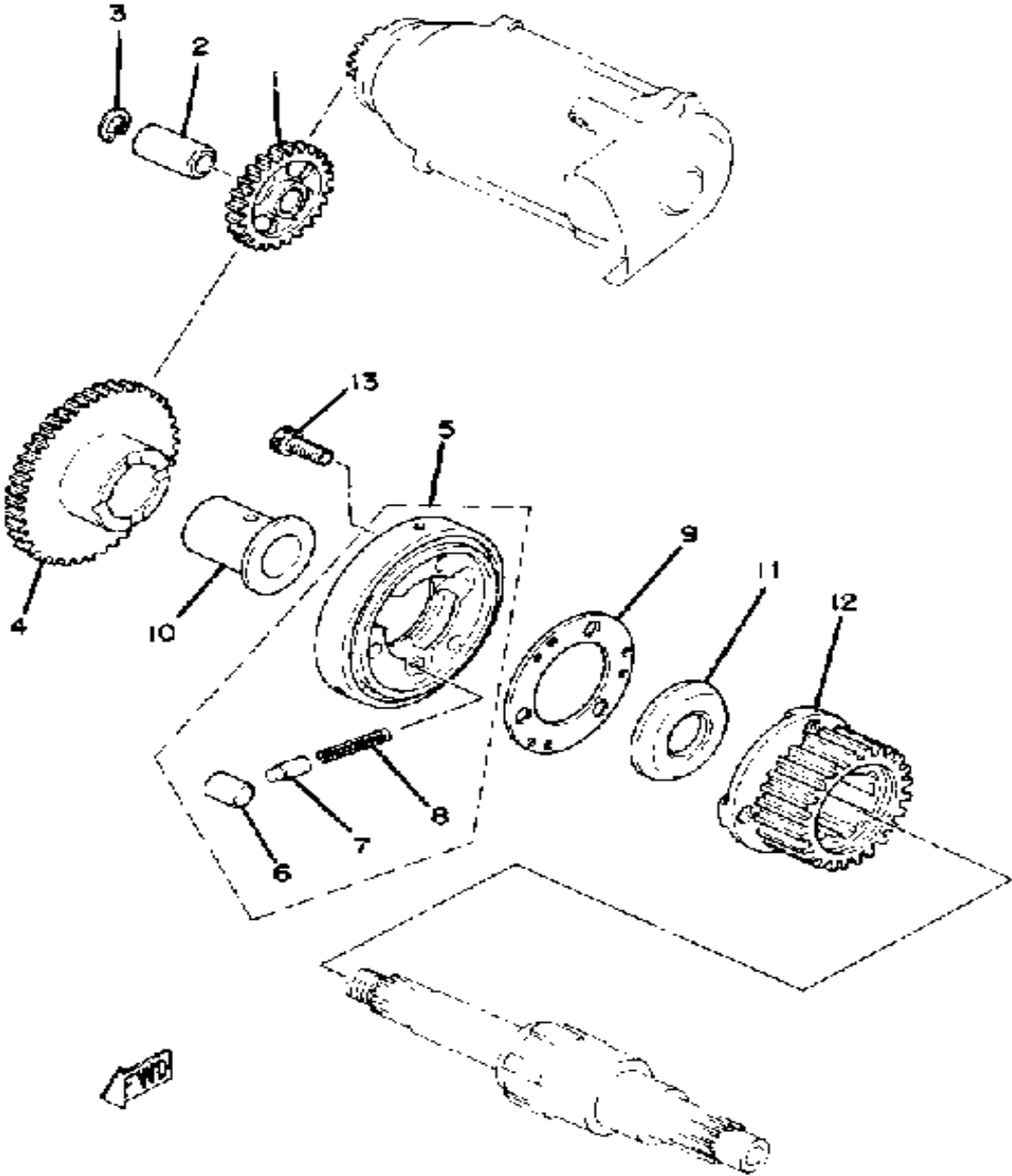
Ref. No.	Part Number	Description	Qty	Remarks
1	(2H7-15660-00-00)	KICK AXLE ASSEMBLY	1	
2	278-15676-00-00	COVER, SPRING	1	
3	90508-30051-00	SPRING, TORSION	1	
4	371-15666-00-00	SPACER	1	
5	99009-20400-00	CIRCLIP	1	
6	90201-20266-00	WASHER, PLATE (1.0T)	1	
7	93102-20108-00	OIL SEAL	1	
8	2H7-15662-01-00	COVER, KICK AXLE	1	
9	(2H7-W1565-00-00)	KICK-SHAFT CMLPT 2	1	
10	90201-253K0-00	WASHER, PLATE (T=1.0)	2	
11	(2H7-15515-00-00)	GEAR 3	1	
12	93440-25084-00	CIRCLIP	1	
13	(2H7-15671-00-00)	WHEEL, RATCHET	1	
14	(371-15687-00-00)	CLIP	1	
15	2H7-15654-00-00	HOLDER, KICK GEAR	1	
16	97011-06020-00	BOLT	3	
17	(2H7-15514-00-00)	GEAR 2	1	
18	(150-17417-00-10)	SHIM 1	1	
19	93410-17037-00	CIRCLIP	1	
20	(2H7-15611-00-00)	CRANK, KICK	1	
21	2H7-15623-00-00	BOLT, KICK CRANK	1	

# STARTING MOTOR



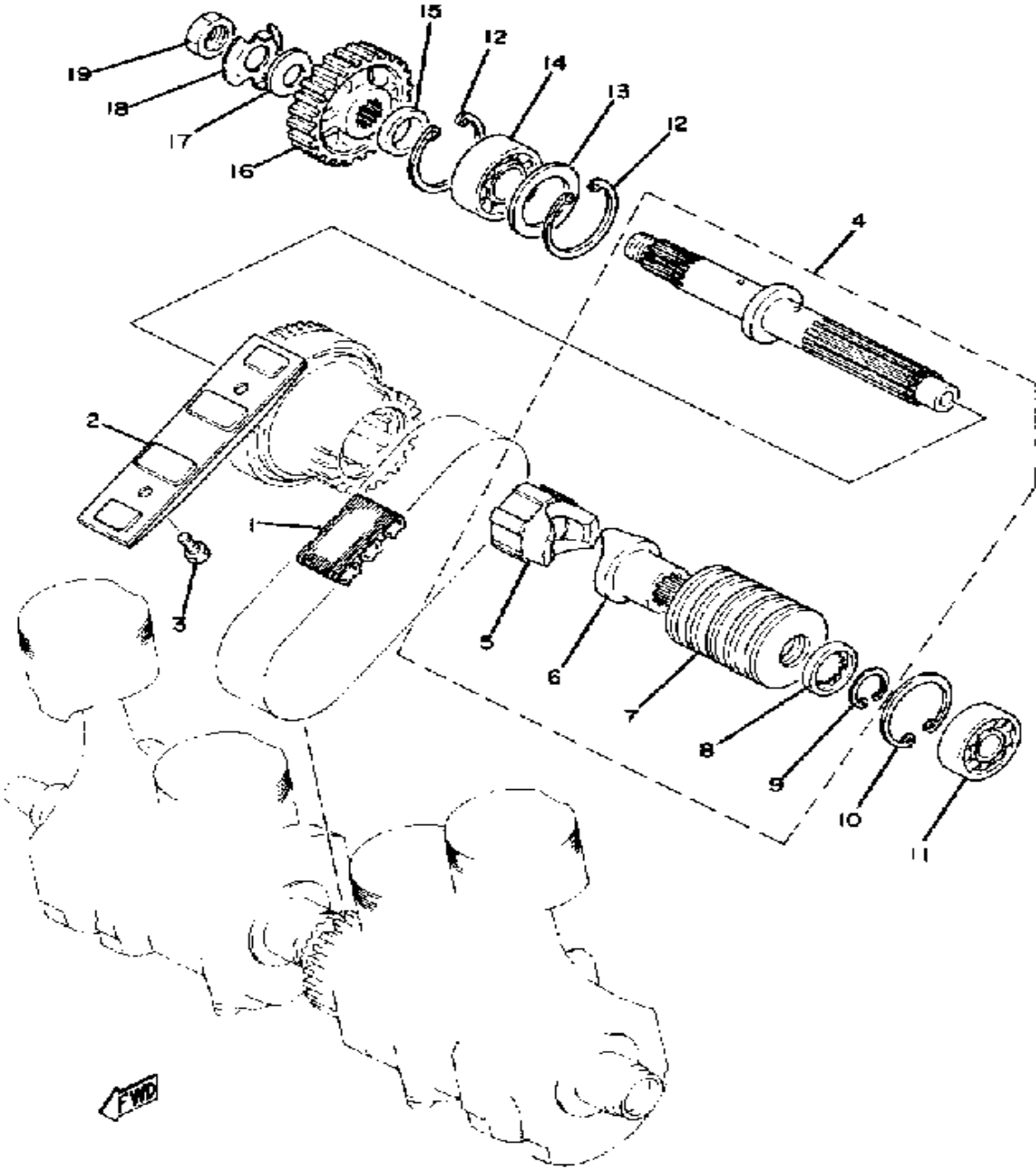
Ref. No.	Part Number	Description	Qty	Remarks
1	2H7-81800-60-00	STARTING MOTOR ASSEMBLY	1	
2	371-81844-20-00	. GASKET	1	
3	(371-81845-20-00)	PLATE	1	
4	371-81809-20-00	. WASHER KIT	1	
5	3J2-81850-60-00	. ARMATURE ASSEMBLY	1	
6	2H7-81810-60-00	. STATOR ASSEMBLY	1	
7	371-81840-20-00	. BRUSH HOLDER ASSEMBLY	1	
8	371-81811-20-00	.. BRUSH 1	1	
9	371-81812-20-00	.. BRUSH 2	1	
10	371-81813-20-00	.. SPRING, BRUSH	2	
11	98580-03008-00	.. SCREW, PAN HEAD	2	
12	92990-03100-00	.. WASHER, SPRING (92901-03100)	2	
13	371-81847-20-00	. O-RING	1	
14	371-81826-20-00	. BOLT	2	
15	1J7-81847-60-00	. O-RING	1	
16	1J7-15511-00-00	. GEAR, STARTING MTR	1	
17	99009-12400-00	. CIRCLIP	1	

# STARTER CLUTCH



Ref. No.	Part Number	Description	Qty	Remarks
1	2H7-15512-00-00	GEAR, IDLER 1 .....	1	
2	(2H7-15521-00-00)	SHAFT 1 .....	1	
3	99009-17500-00	CIRCLIP .....	1	
4	2H7-15517-00-00	GEAR, IDLER 2 .....	1	
5	2H7-15580-01-00	STR CLUTCH OTR ASSEMBLY	1	
6	93615-17125-00	. PIN, DOWEL .....	3	
7	1J7-15583-01-00	. CAP, STARTER CLUTCH SPRING .....	3	
8	90501-04503-00	. SPRING, COMPRESSIONCOMPRESSION	3	
9	(2H7-15589-00-00)	PLATE, CLUTCH COVER .....	1	
10	90560-25174-00	SPACER .....	1	
11	90209-25169-00	WASHER, SPEC'L SHAP .....	1	
12	2H7-11537-00-00	GEAR, DRIVEN .....	1	
13	91316-08018-00	BOLT, SOCKET HEAD .....	3	

# PRIMARY CHAIN-SHAFT

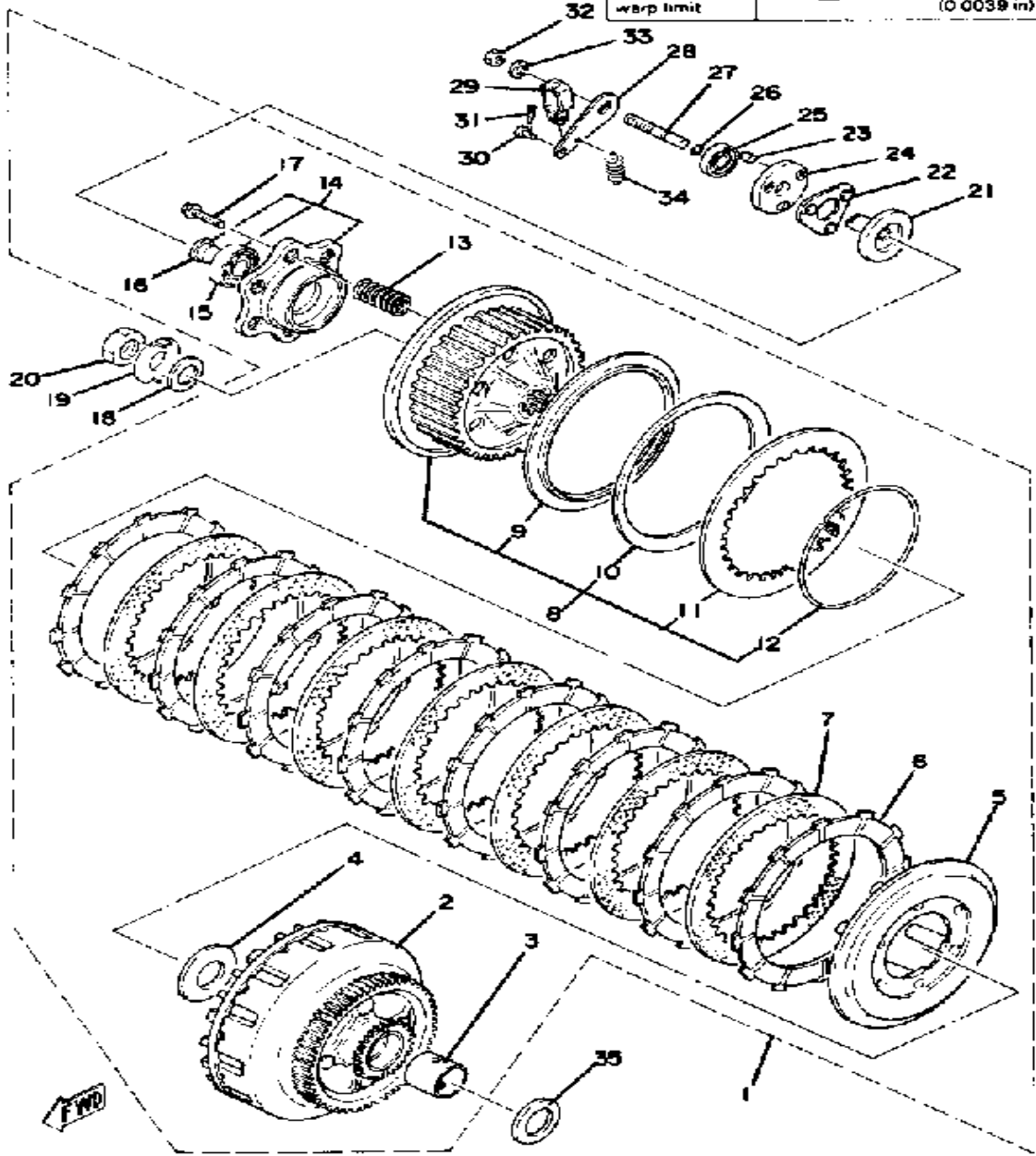


Ref. No.	Part Number	Description	Qty	Remarks
1	2H7-16139-02-00	CHAIN, PRIMARY .....	1	
2	2H7-11474-00-00	GUIDE, UPPER .....	1	
3	97313-06016-00	BOLT, HEXAGON .....	2	
4	(2H7-16306-00-00)	CLUTCH DAMPER ASSEMBLY	1	
5	2H7-16317-00-00	. CAM, DAMPER 1 .....	1	
6	2H7-16315-00-00	. CAM, DAMPER 2 .....	1	
7	2H7-16318-00-00	. SPRING, DAMPER .....	1	
8	2H7-11485-00-00	. SPACER .....	1	
9	93440-25020-00	. CIRCLIP .....	1	
10	99009-47500-00	CIRCLIP .....	1	
11	93306-20404-00	BEARING .....	1	
12	99009-52500-00	CIRCLIP .....	2	
13	90201-36667-00	WASHER, PLATE .....	1	
14	93304-20504-00	BEARING .....	1	
15	(90387-25634-00)	COLLAR .....	1	
16	2H7-16111-01-00	GEAR, PRI DRIVE .....	1	
17	90208-18025-00	WASHER, CONICAL SPRING ..	1	
18	90215-19139-00	WASHER, LOCK .....	1	
19	90170-18221-00	NUT .....	1	

# CLUTCH

Clutch spring minimum length:  
47.8 mm (1.846 in)

	Standard	Wear Limit
Friction plate thickness	3.0 mm (0.12 in)	2.8 mm (0.11 in)
Clutch plate warp limit	—	0.1 mm (0.0039 in)



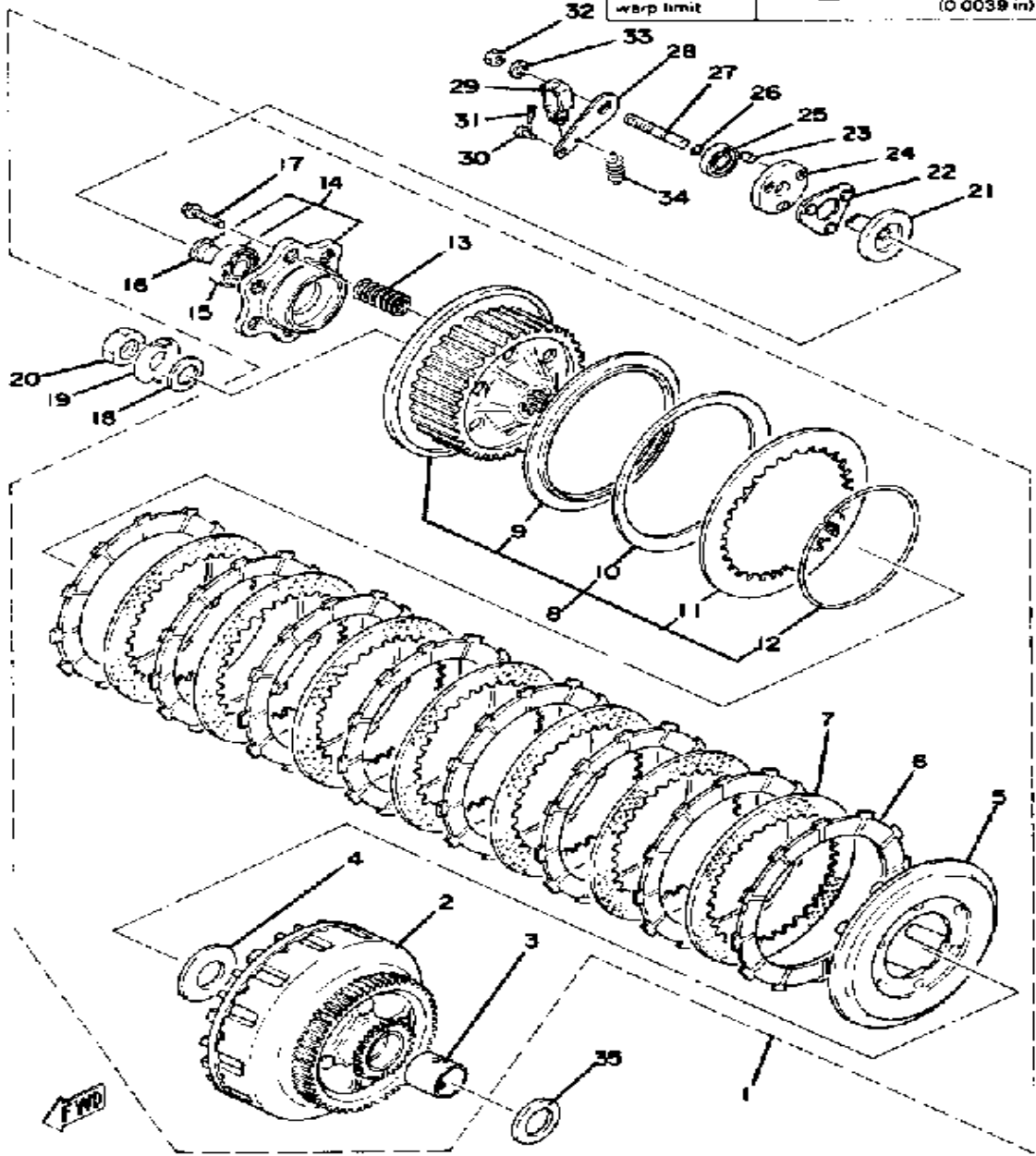
Ref. No.	Part Number	Description	Qty	Remarks
1	(2H7-16301-01-00)	CLUTCH ASSEMBLY .....	1	
2	(2H7-16150-01-10)	PRI DRVN GEAR .....	1	U.R.
	(2H7-16150-01-10)	PRI DRVN GEAR .....	1	U.R. TYPE -I
	(2H7-16150-01-20)	PRI DRVN GEAR .....		
	(2H7-16150-01-20)	PRI DRVN GEAR .....	1	U.R. TYPE -II
3	2H7-16181-00-10	. SPACER 1 .....		U.R. TYPE -II
4	170-16164-00-00	. PLATE, THRUST 2 .....	1	
5	2H7-16352-00-00	. PLATE, PRESSURE 2 .....	1	
6	341-16321-13-00	. PLATE, FRICTION .....	8	
7	2H7-16325-00-00	. PLATE, CLUTCH 2 .....	7	
8	2H7-16370-00-00	. CLUTCH BOSS ASSEMBLY ..	1	
9	2H7-16384-00-00	.. PLATE, SEAT .....	1	
10	2H7-16383-00-00	.. SPRING, CLUTCH BOSS ...	1	
11	2H7-16324-00-00	.. PLATE, CLUTCH 1 .....	1	
12	2H7-16385-00-00	.. RING, CLUTCH BOSS .....	1	
13	90501-23142-00	. SPRING, COMPRESSION .....	6	
14	2H7-W1635-00-00	. PRESS PLATE CMPL 1 .....	1	
15	93306-00315-00	.. BEARING (6003SH2C4) .....	1	
16	2H7-16386-00-00	.. PIECE, CLUTCH PUSH .....	1	
17	95811-06025-00	. BOLT, FLANGE .....	6	
18	90208-18025-00	WASHER, CONICAL SPRING ..	1	
19	90215-19139-00	WASHER, LOCK .....	1	
20	90170-18221-00	NUT .....	1	
21	2H7-16341-00-00	SCREW, PUSH .....	1	
22	2H7-16395-01-00	RETAINER, BALL .....	1	
23	93606-07082-00	PIN, DOWEL .....	1	
24	2H7-16396-00-00	HOUSING, PUSH SCREW .....	1	
25	93104-14059-00	OIL SEAL, SO-TYPE .....	1	
26	93210-48364-00	O-RING .....	1	

CONTINUED ON NEXT FRAME ➤

# CLUTCH

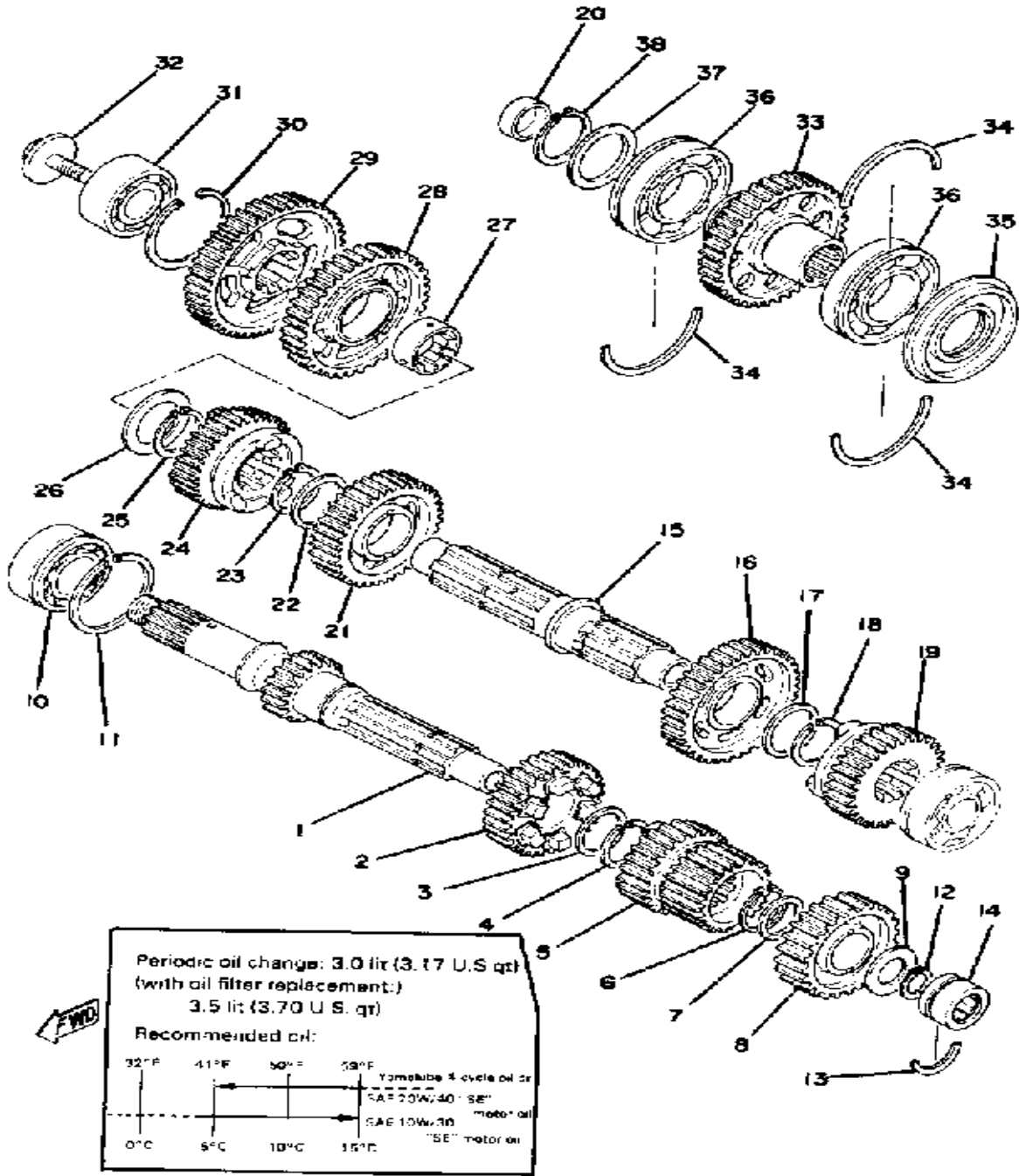
Clutch spring minimum length:  
47.8 mm (1.846 in)

	Standard	Wear Limit
Friction plate thickness	3.0 mm (0.12 in)	2.8 mm (0.11 in)
Clutch plate warp limit	—	0.1 mm (0.0039 in)



Ref. No.	Part Number	Description	Qty	Remarks
27	2H7-16343-00-00	SCREW, ADJUSTING	1	
28	2H7-16342-00-00	LEVER, PUSH	1	
29	214-16389-00-00	JOINT	1	
30	90240-06005-00	PIN, CLEVIS	1	
31	91401-10015-00	PIN, COTTER	1	
32	95303-08700-00	NUT	1	
33	92990-08100-00	WASHER	1	
34	90506-10069-00	SPRING, TENSION	1	
35	360-16154-00-00	PLATE, THRUST 1	1	

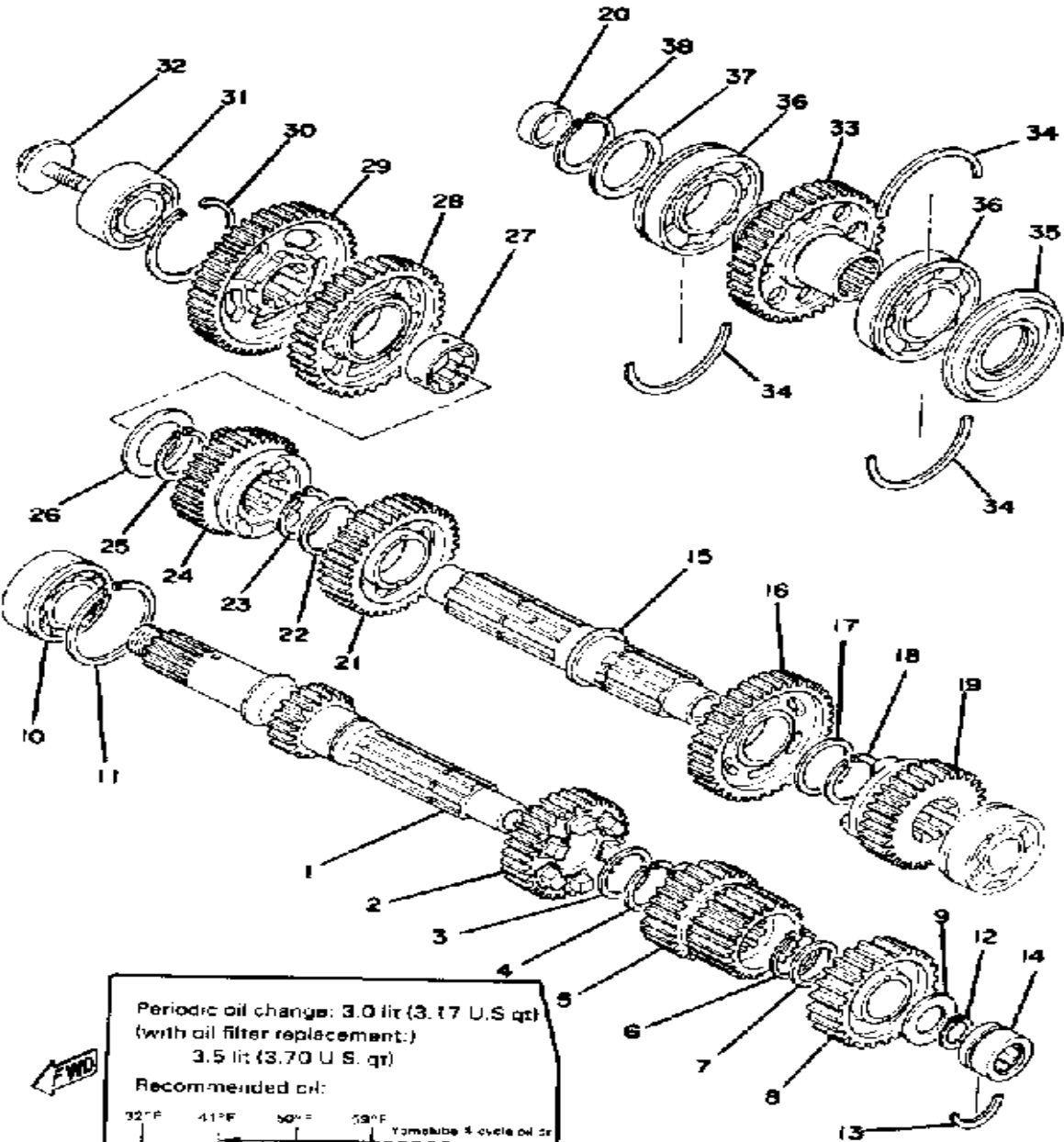
# TRANSMISSION



Ref. No.	Part Number	Description	Qty	Remarks
1	2H7-17401-00-00	MAIN AXLE ASSEMBLY	1	
2	2H7-17141-01-00	GEAR, 4TH PINION	1	
	2H7-17141-01-00	GEAR, 4TH PINION	1	
3	4A0-17116-00-10	SHIM (1.0T)	1	
4	93440-28062-00	CIRCLIP	1	
5	2H7-17121-00-00	GEAR, 2ND PINION	1	
6	93410-25017-00	CIRCLIP	1	
7	90201-253K0-00	WASHER, PLATE (T=1.0)	1	
8	2H7-17151-00-00	GEAR, 5TH PINION	1	
9	90201-20792-00	WASHER, PLATE	1	
10	93305-20506-00	BEARING	1	
11	93440-52014-00	CIRCLIP	1	
12	99009-20400-00	CIRCLIP	1	
13	93440-32063-00	CIRCLIP	1	
14	93311-52031-00	BEARING, CYLINDER.# 1	1	
15	2H7-17421-01-00	AXLE, DRIVE	1	
16	2H7-17221-01-00	GEAR, 2ND WHEEL	1	
17	90201-30398-00	WASHER, PLATE	1	
18	93440-30015-00	CIRCLIP, OUTER	1	
19	2H7-17251-00-00	GEAR, 5TH WHEEL	1	
20	90331-27013-00	PLUG, TIGHT	1	
21	2H7-17231-01-00	GEAR, 3RD WHEEL	1	
22	90201-30398-00	WASHER, PLATE	1	
23	99009-30400-00	CIRCLIP	1	
24	2H7-17241-00-00	GEAR, 4TH WHEEL	1	
25	99009-30400-00	CIRCLIP	1	
26	90201-30666-00	WASHER, PLATE	1	
27	2H7-17258-00-00	COLLAR 1	1	
28	2H7-17211-00-00	GEAR, 1ST WHEEL	1	

CONTINUED ON NEXT FRAME ➤

# TRANSMISSION

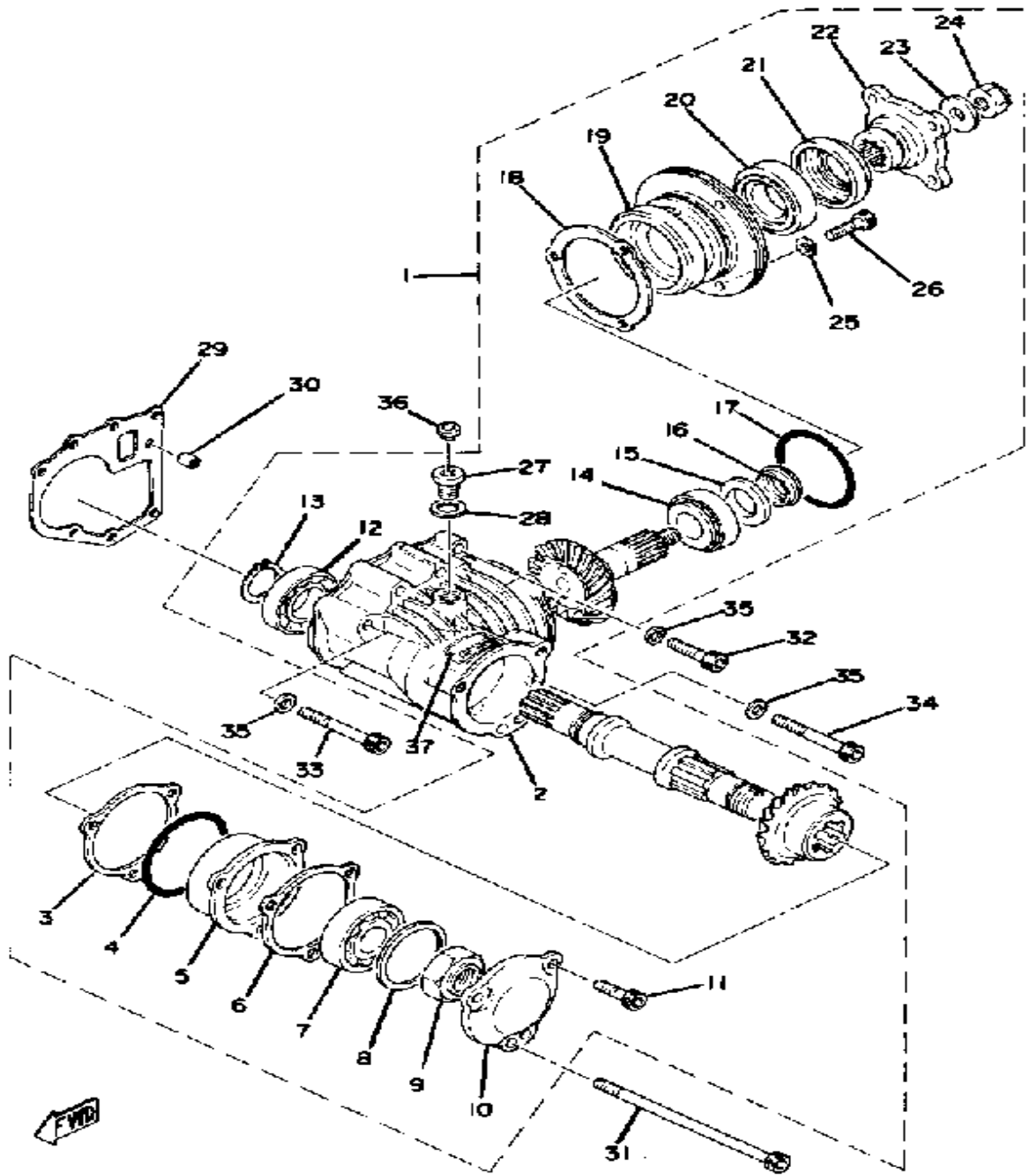


Ref. No.	Part Number	Description	Qty	Remarks
29	2H7-17582-00-00	GEAR, MIDDLE DRIVE	1	
30	93450-52010-00	CIRCLIP	1	
31	93304-20504-00	BEARING	1	
32	90105-10085-00	BOLT, WASHER BASED	1	M10-25L
33	(2H7-17583-00-00)	GEAR, MIDDLE DRIVEN	1	
34	93440-72049-00	CIRCLIP	3	
35	93103-35105-00	OIL SEAL, SW-TYPE	1	
36	93306-20705-00	BEARING (B6207N)	2	
37	90201-35668-00	WASHER, PLATE	1	
38	93410-35027-00	CIRCLIP, S-TYPE (S-35)	1	

**Periodic oil change: 3.0 lit (3.17 U.S. qt)**  
 (with oil filter replacement)  
**3.5 lit (3.70 U.S. qt)**  
**Recommended oil:**  
 32°F 41°F 50°F 59°F  
 0°C 5°C 10°C 15°C  
 Yamahe 4 cycle oil or  
 SAE 20W/40 "SE"  
 SAE 10W/30 "motor oil"  
 "SE" motor oil



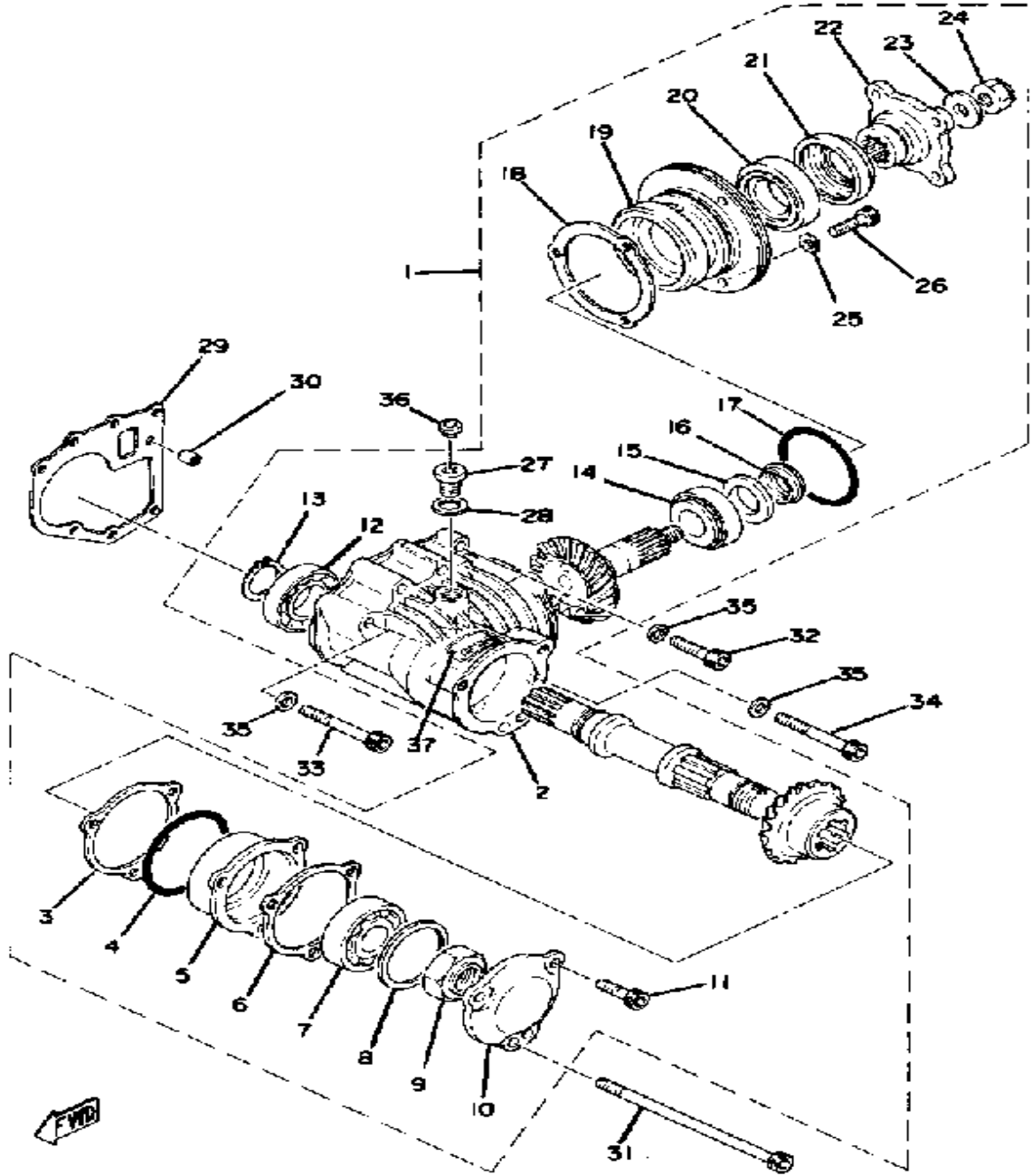
# MIDDLE DRIVE GEAR



Ref. No.	Part Number	Description	Qty	Remarks
1	2H7-17501-N0-00	MIDDLE GR CASE ASSEMBLY	1	
2	(2H7-17511-00-00)	HOUSING, MIDDLE GR	1	
3	1J7-17531-Y0-15	. SHIM, PINION	2	U.R.
4	93210-68347-00	. O-RING	1	
5	2H7-17521-00-00	. HOUSING, BEARING	1	
6	1J7-17519-Y0-00	. GASKET, HOUSING CAP	1	
7	93306-30533-00	. BEARING (B6305RB1 SPECIAL)	1	
8	1J7-17537-Y0-30	. SHIM, THRUST (0.30T)	1	U.R.
	1J7-17537-Y0-40	. SHIM, THRUST (0.40T)	1	U.R.
	1J7-17537-Y0-50	. SHIM, THRUST (0.50T)	1	U.R.
9	90179-24230-00	. NUT, SPEC'L SHAPE	1	
10	(2H7-17538-00-00)	CAP, HOUSING	1	
11	91311-08030-00	. BOLT	3	
12	93306-00612-00	. BEARING	1	
13	99009-30400-00	. CIRCLIP	1	
14	93332-00024-00	. BEARING	1	
15	90201-25634-00	. WASHER, PLATE	1	
16	2H7-17571-01-00	. SPACER, EXPANSION	1	
17	93210-71360-00	. O-RING	1	
18	2H7-17531-00-15	. SHIM, PINION	1	U.R.
19	(2H7-17551-00-00)	HOUSING, BEARING	1	
20	93332-00028-00	. BEARING	1	
21	93101-35085-00	. OIL SEAL	1	
22	1J7-17555-Y0-00	. FLANGE, MIDDLE GEAR	1	
23	90201-14633-00	. WASHER, PLATE	1	
24	90185-14070-00	. NUT, SELF-LOCKING	1	
25	90201-08675-00	. WASHER, PLATE	3	
26	91311-08030-00	. BOLT	3	M8-30L

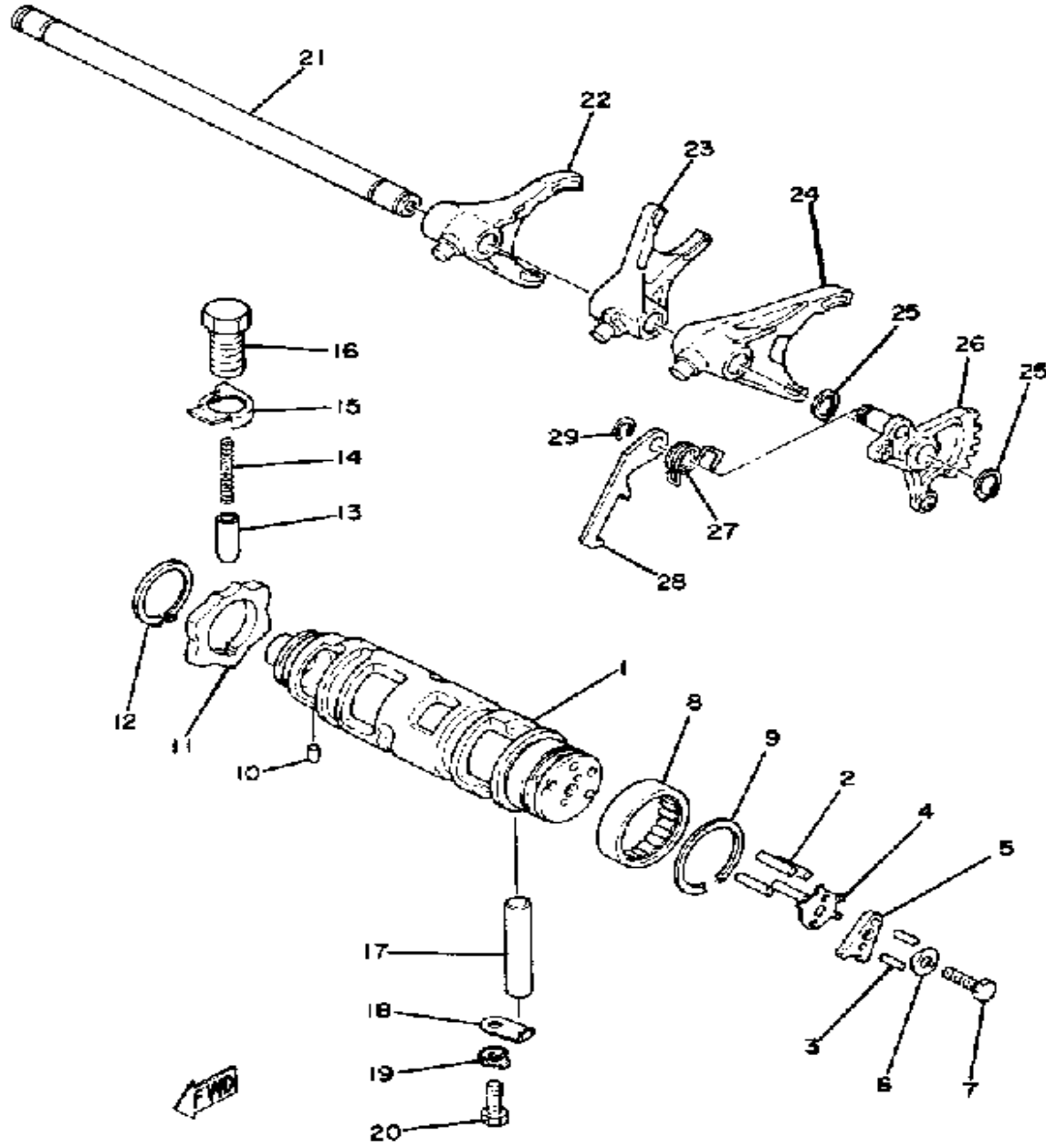
CONTINUED ON NEXT FRAME ►

# MIDDLE DRIVE GEAR



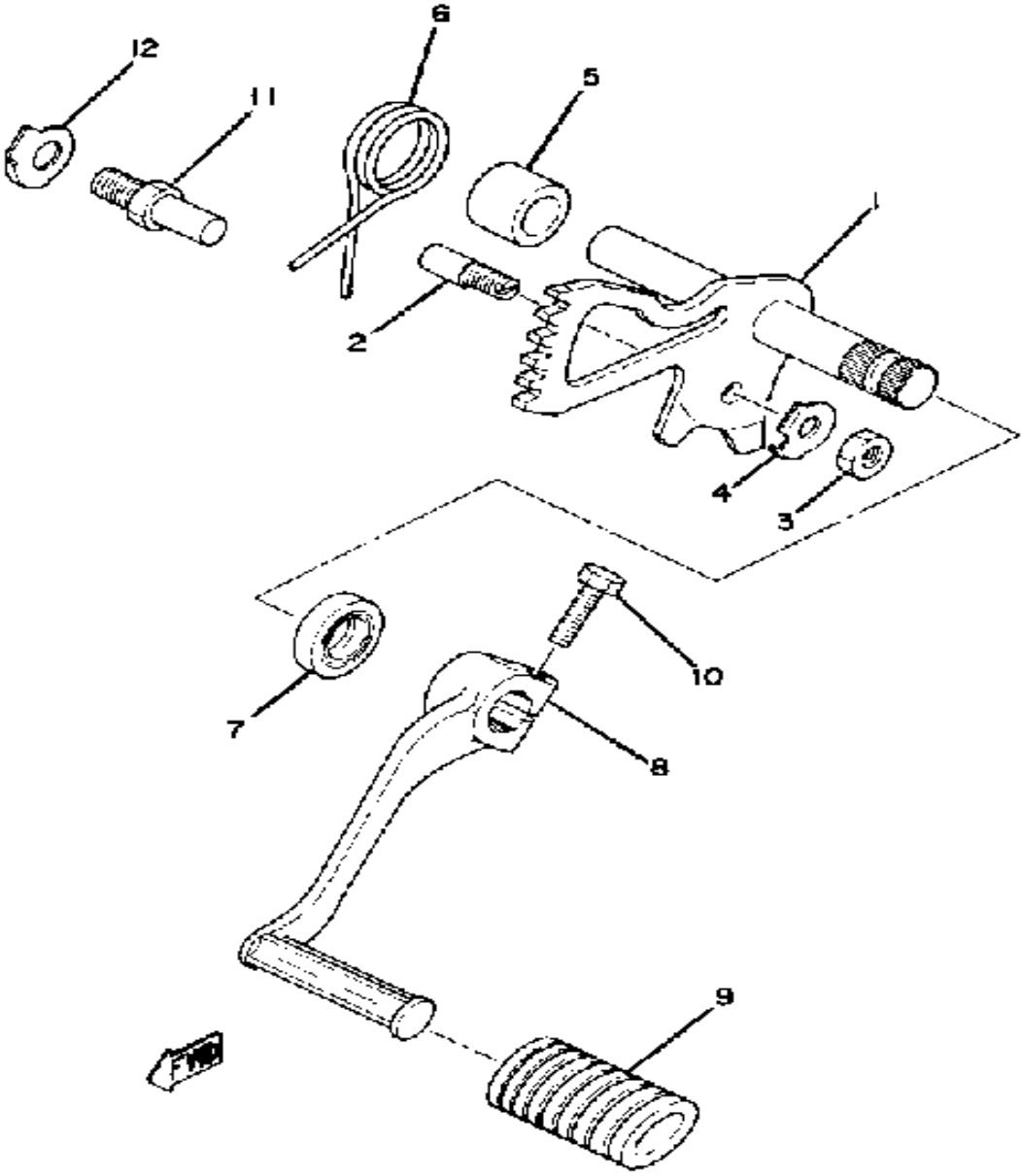
Ref. No.	Part Number	Description	Qty	Remarks
27	90340-14046-00	. PLUG, STRAIGHT SCREW ...	1	
28	214-11198-01-00	. GASKET .....	1	
29	1J7-17518-00-00	GASKET, MDL GR CASE .....	1	
30	99530-10014-00	PIN, DOWEL .....	1	
31	91316-08160-00	BOLT, SOCKET HEAD .....	1	M8-160L
32	91311-08035-00	BOLT .....	1	M8-35L
33	91311-08065-00	BOLT, SOCKET HEAD .....	3	M8-60L
34	91311-08105-00	BOLT, SOCKET HEAD .....	2	M8-100L
35	90201-08675-00	WASHER, PLATE .....	6	
36	341-23469-00-00	CAP, BOLT .....	1	
37	1J7-46181-11-00	LABEL, OIL CAUTION .....	1	

# SHIFT CAM-SHIFT FORK



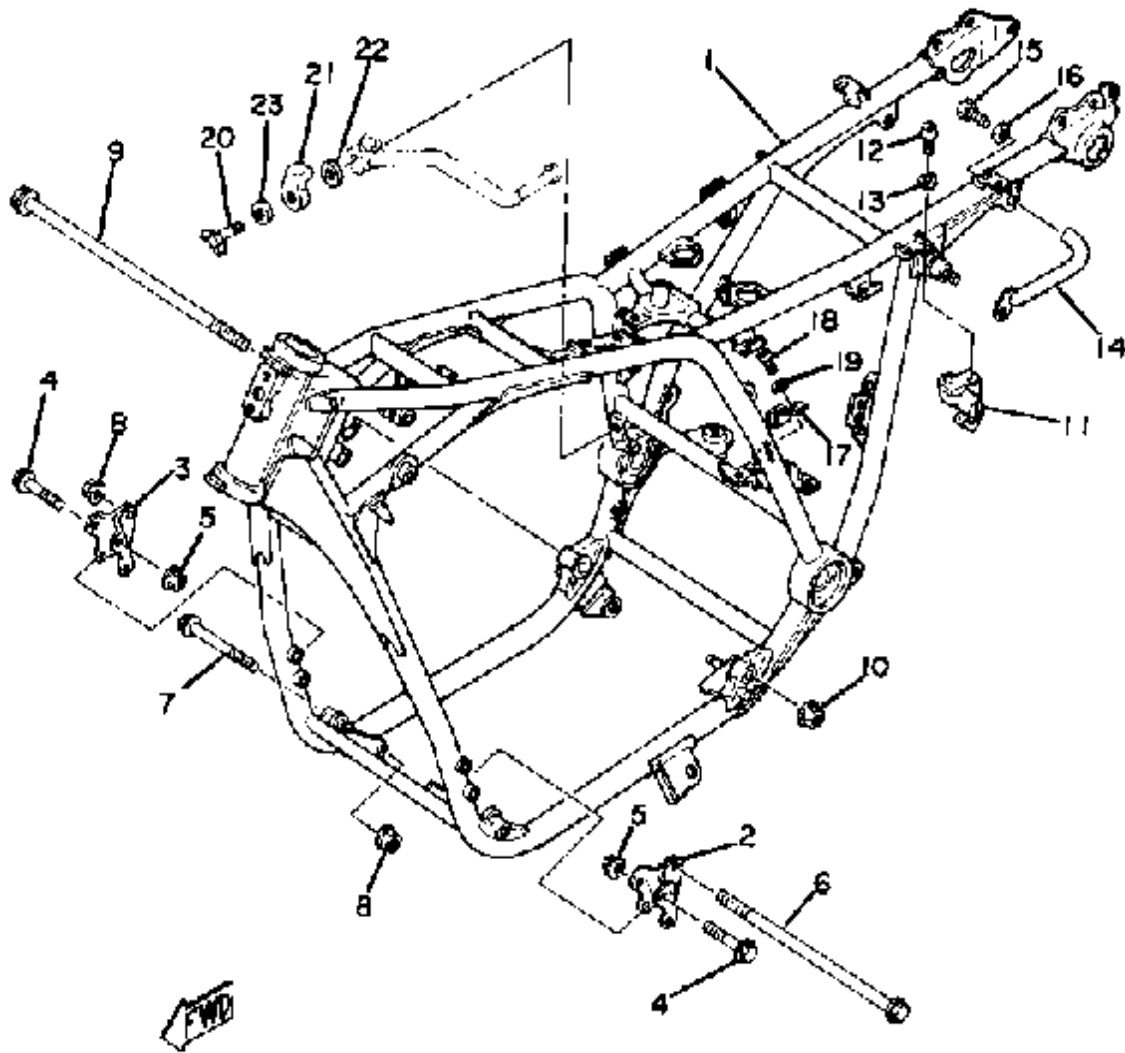
Ref. No.	Part Number	Description	Qty	Remarks
1	2H7-18540-00-00	SHIFT CAM ASSEMBLY .....	1	
2	93604-18058-00	PIN, DOWEL .....	4	
3	93603-10049-00	PIN, DOWEL .....	2	
4	2H7-18561-00-00	PLATE, SIDE 1 .....	1	
5	2H7-18566-00-00	PLATE, SIDE 2 .....	1	
6	90215-05140-00	WASHER, LOCK .....	1	
7	97313-05020-00	BOLT, HEXAGON .....	1	
8	93315-23612-00	BEARING .....	1	
9	93440-34025-00	CIRCLIP .....	1	
10	93604-08071-00	PIN, DOWEL .....	1	
11	2J2-W1814-00-00	PLATE, STOPPER .....	1	
12	99009-30400-00	CIRCLIP .....	1	
13	1J7-18547-00-00	STOPPER, CAM .....	1	
14	90501-10196-00	SPRING, COMPRESSION .....	1	
15	90215-15141-00	WASHER, LOCK .....	1	
16	90149-14117-00	SCREW, SPEC'L SHAPE .....	1	
17	93608-52138-00	PIN, DOWEL .....	1	
18	2H7-15531-00-00	PLATE, STOPPER .....	1	
19	90215-06040-00	WASHER, LOCK .....	1	
20	97313-06016-00	BOLT, HEXAGON .....	1	
21	2H7-18531-01-00	BAR, SHIF FRK GDE 1 .....	1	
22	2H7-18513-00-00	FORK, SHIFT 3 .....	1	
23	2H7-18512-00-00	FORK, SHIFT 2 .....	1	
24	2H7-18511-00-00	FORK, SHIFT 1 .....	1	
25	99009-12400-00	CIRCLIP .....	2	
26	(2H7-18122-00-00)	LEVER, SHIFT 2 .....	1	
27	90508-10362-00	SPRING, TORSION .....	1	
28	2H7-18151-00-00	LEVER, SHIFT 3 .....	1	
29	93440-08001-00	CIRCLIP, OUTER .....	1	

# SHIFT SHAFT-SHIFT PEDAL



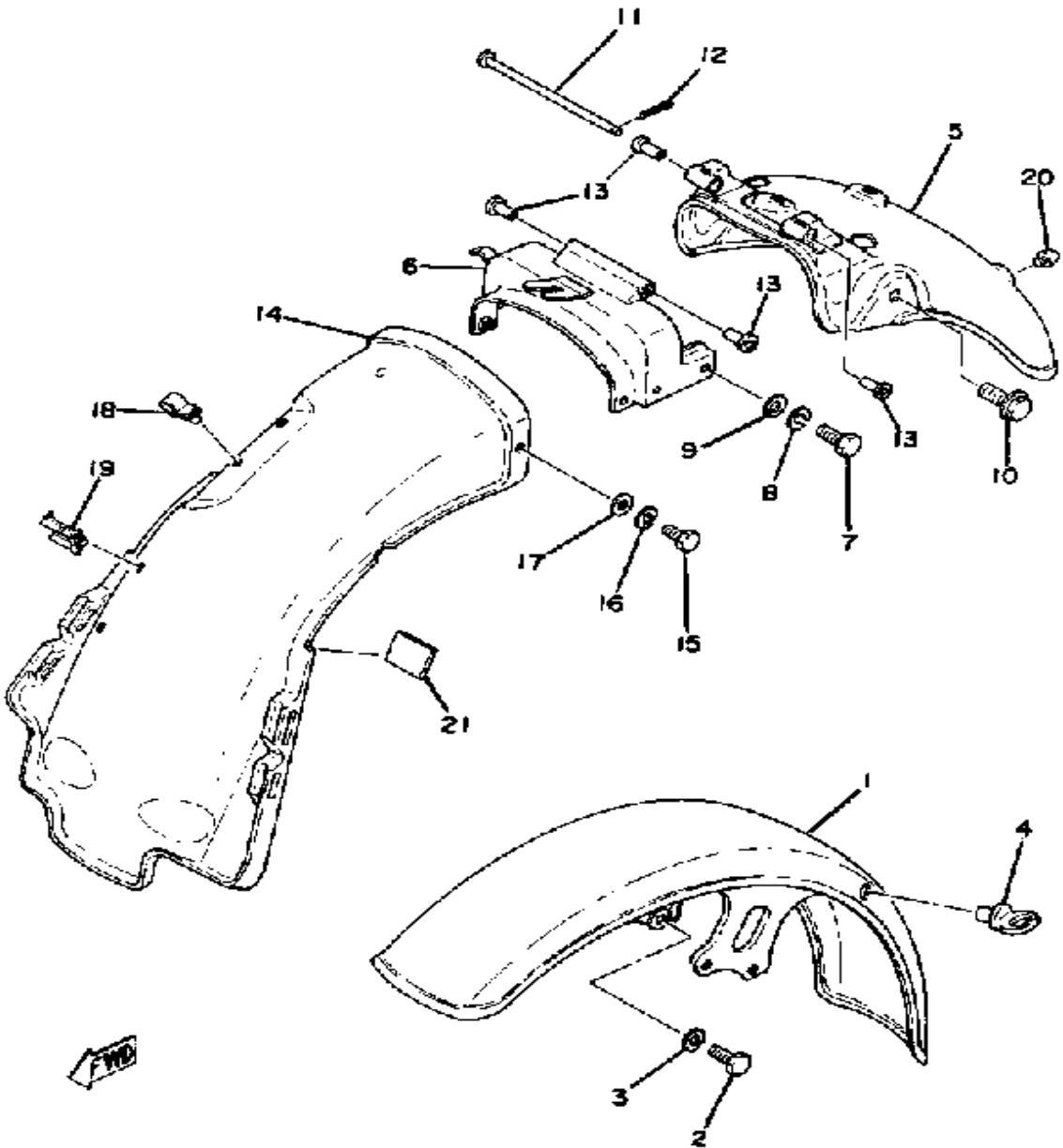
Ref. No.	Part Number	Description	Qty	Remarks
1	2H7-18101-00-00	SHIFT SHAFT ASSEMBLY 1	1	
2	90149-06017-00	SCREW, SPEC'L SHAPE (214-18186-00)	1	
3	95380-06600-00	NUT	1	
4	90215-06016-00	WASHER, LOCK	1	
5	(90560-11026-00)	SPACER	1	
6	90508-29361-00	SPRING, TORSION	1	
7	93102-12321-00	OIL SEAL, SD-TYPE	1	
8	2H7-18111-00-00	PEDAL, SHIFT	1	
9	132-18113-01-00	COVER, SHIFT PEDAL	1	
10	97011-06020-00	BOLT	1	
11	90109-08441-00	BOLT	1	
12	90215-08115-00	WASHER, LOCK	1	

# FRAME



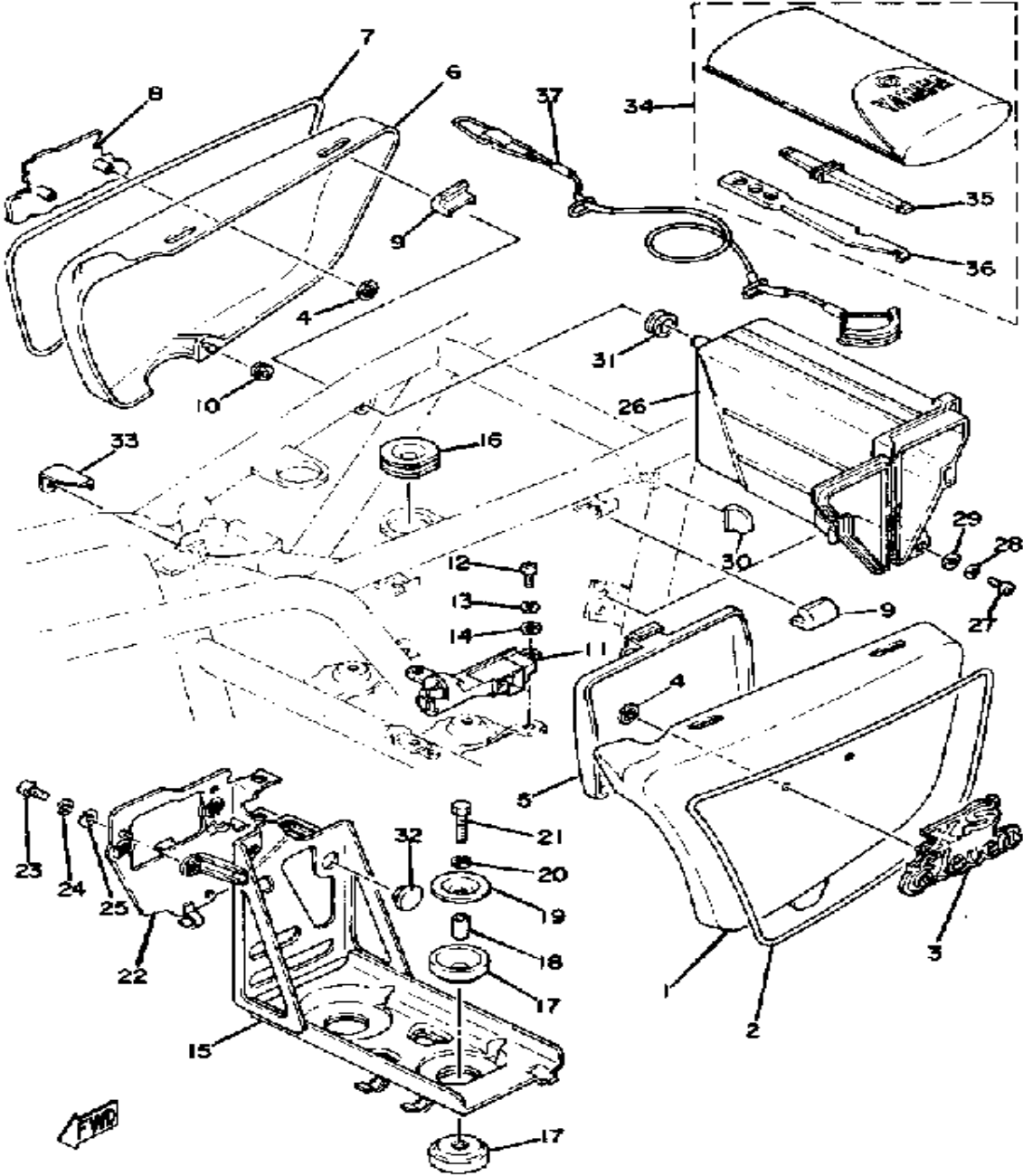
Ref. No.	Part Number	Description	Qty	Remarks
1	(2H7-21110-01-33)	FRAME .....	1	YAMAHA BLACK
2	2H7-21315-00-00	STAY, ENGINE 2 .....	1	
3	(2H7-21316-00-00)	STAY, ENGINE 3 .....	1	
4	90105-08107-00	BOLT, WASHER BASED .....	4	M8-60L
5	90179-08246-00	NUT, SPEC'L SHAPE .....	4	
6	90105-10056-00	BOLT, WASHER BASED .....	1	M10-295L
7	90105-10105-00	BOLT, WASHER BASED .....	2	M10-110L
8	90179-10247-00	NUT .....	3	
9	90105-12106-00	BOLT, WASHER BASED .....	1	M12-365L
10	90179-12421-00	NUT, SPEC'L SHAPE .....	1	
11	2H7-21308-00-00	HELMET HANGER ASSEMBLY	1	
12	98580-06012-00	SCREW, PAN HEAD .....	2	
13	92995-06100-00	WASHER, SPRING .....	2	
14	(2H7-21165-00-00)	HANDLE, STANDING .....	1	
15	97313-08016-00	BOLT, HEXAGON .....	1	
16	92990-08100-00	WASHER .....	1	
17	(2H7-2139V-00-00)	HOOK .....	1	
18	98580-06012-00	SCREW, PAN HEAD .....	1	
19	92995-06100-00	WASHER, SPRING .....	1	
20	90122-06007-00	BOLT, WING .....	1	
21	2H7-2139W-00-00	COVER .....	1	
22	(2H7-2139X-00-00)	DAMPER .....	1	
23	90201-063J2-00	WASHER, PLATE .....	1	

# FRONT FENDER



Ref. No.	Part Number	Description	Qty	Remarks
1	2H7-21510-01-93	FENDER, FRONT	1	
2	97313-08020-00	BOLT, HEXAGON	4	
3	92990-08100-00	WASHER	4	
4	1A0-21518-00-00	HOLDER, CABLE	1	
5	2H9-21610-00-93	FENDER, REAR	1	
6	(2H7-21613-00-91)	STAY, FENDER 1	1	
7	97011-06016-00	BOLT	4	
8	92995-06100-00	WASHER, SPRING	4	
9	92901-06600-00	WASHER	4	
10	90105-10112-00	BOLT, WASHER BASED	2	
11	(91701-06152-00)	PIN, CLEVIS	1	
12	91490-16020-00	PIN, COTTER	1	
13	90387-065J6-00	COLLAR	4	
14	(2H7-21629-00-00)	GUARD, MUD	1	
15	97013-06012-00	BOLT	2	
16	92995-06100-00	WASHER, SPRING	2	
17	90201-06M08-00	WASHER, PLATE	2	
18	90464-12027-00	CLAMP	2	
19	90464-16021-00	CLAMP	2	
20	2MG-21639-00-00	DAMPER 2	1	
21	2H7-21628-00-00	DAMPER 1 (4U5-2317J-00)	1	

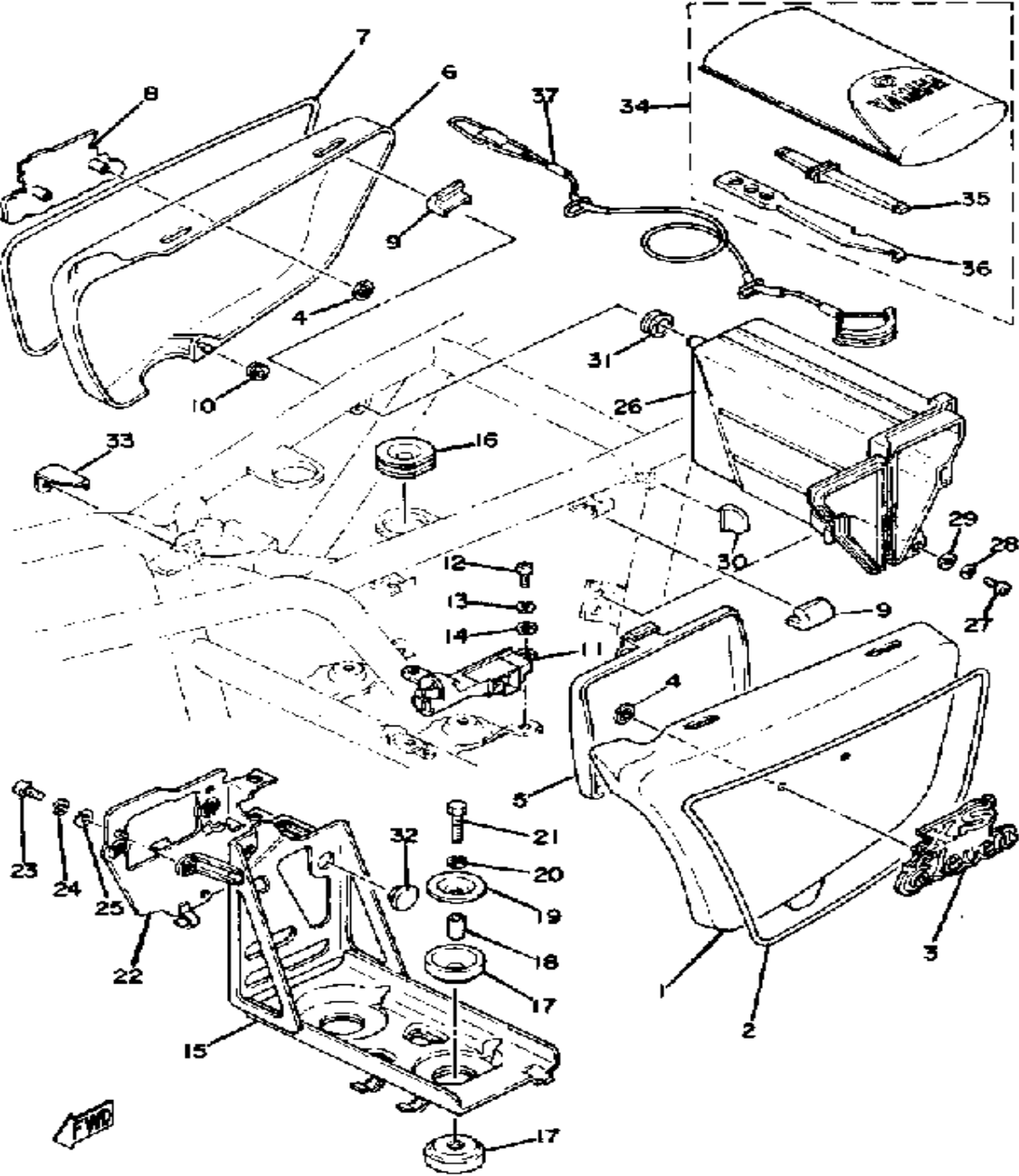
# SIDE COVER-BATTERY BOX



Ref. No.	Part Number	Description	Qty	Remarks
1	2H7-21711-00-H6	COVER, SIDE 1	1	MACHO MAROON
2	(2H7-21784-00-00)	GRAPHIC 4	1	
3	2H7-21781-10-00	EMBLEM 1	1	
4	90183-04005-00	NUT, SPRING	4	
5	2H7-28185-00-00	LID	1	
6	2H7-21721-00-H6	COVER, SIDE 2	1	MACHO MAROON
7	(2H7-21785-00-00)	GRAPHIC 5	1	
8	2H7-21782-10-00	EMBLEM 2	1	
9	2H7-21717-00-00	DAMPER	4	
10	90480-15058-00	GROMMET	1	
11	(4H3-21708-00-00)	SIDE CVR LOCK ASSEMBLY	1	
12	98506-06014-00	SCREW, PAN HEAD (92506-06014)	2	
13	92906-06100-00	WASHER, SPRING	2	
14	92906-06600-00	WASHER	2	
15	(2H7-21170-00-33)	BOX	1	YAMAHA BLACK
16	2H7-21747-00-00	DAMPER	2	
17	2H7-21746-00-00	DAMPER	4	
18	90387-06387-00	COLLAR	2	
19	90209-07170-00	WASHER, SPEC'L SHAP	2	
20	92995-06100-00	WASHER, SPRING	2	
21	97021-06030-00	BOLT	2	
22	(2H7-21543-00-91)	PLATE 1	1	
23	98580-06012-00	SCREW, PAN HEAD	3	
24	92995-06100-00	WASHER, SPRING	3	
25	92901-06600-00	WASHER	3	
26	2H7-21171-01-00	BOX, TOOL	1	
27	98580-06012-00	SCREW, PAN HEAD	1	
28	92995-06100-00	WASHER, SPRING	1	

CONTINUED ON NEXT FRAME ►

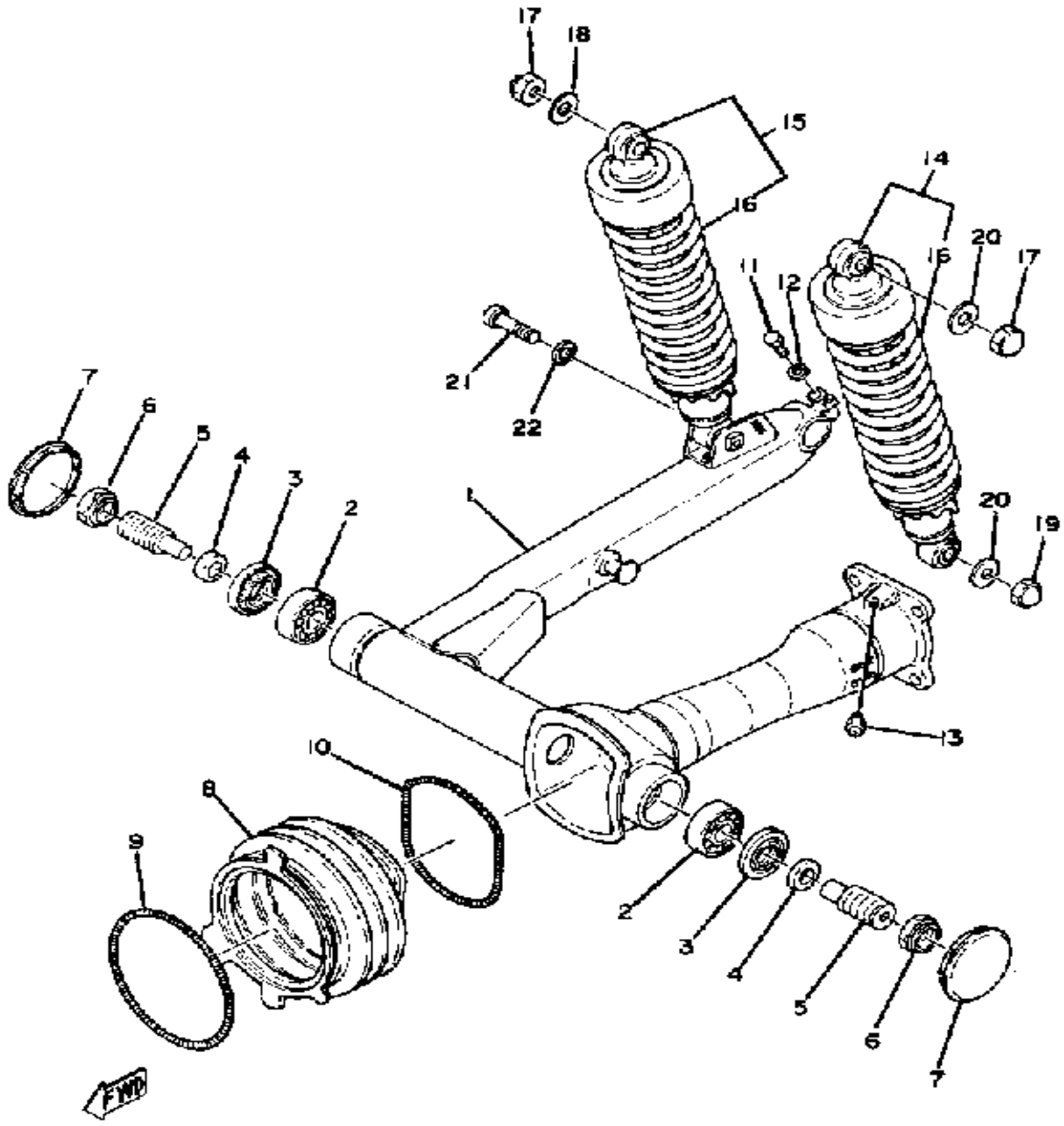
# SIDE COVER-BATTERY BOX



Ref. No.	Part Number	Description	Qty	Remarks
29	90201-06M08-00	WASHER, PLATE .....	1	
30	90480-16185-00	GROMMET .....	1	
31	90480-15058-00	GROMMET .....	1	
32	(90480-17218-00)	GROMMET .....	1	
33	(2H7-21715-00-00)	WASHER, SPECIAL 1 .....	1	
34	2H7-W2810-00-00	TOOL KIT .....	1	
35	2H7-2815A-00-00	. GAUGE, OIL LEVEL .....	1	FOR MIDDLE AND FINAL GEAR CASE
36	2H7-2816A-00-00	. LEVER, WIRE HOOK .....	1	
37	(2H7-2814A-00-00)	WIRE, HOOK .....	1	

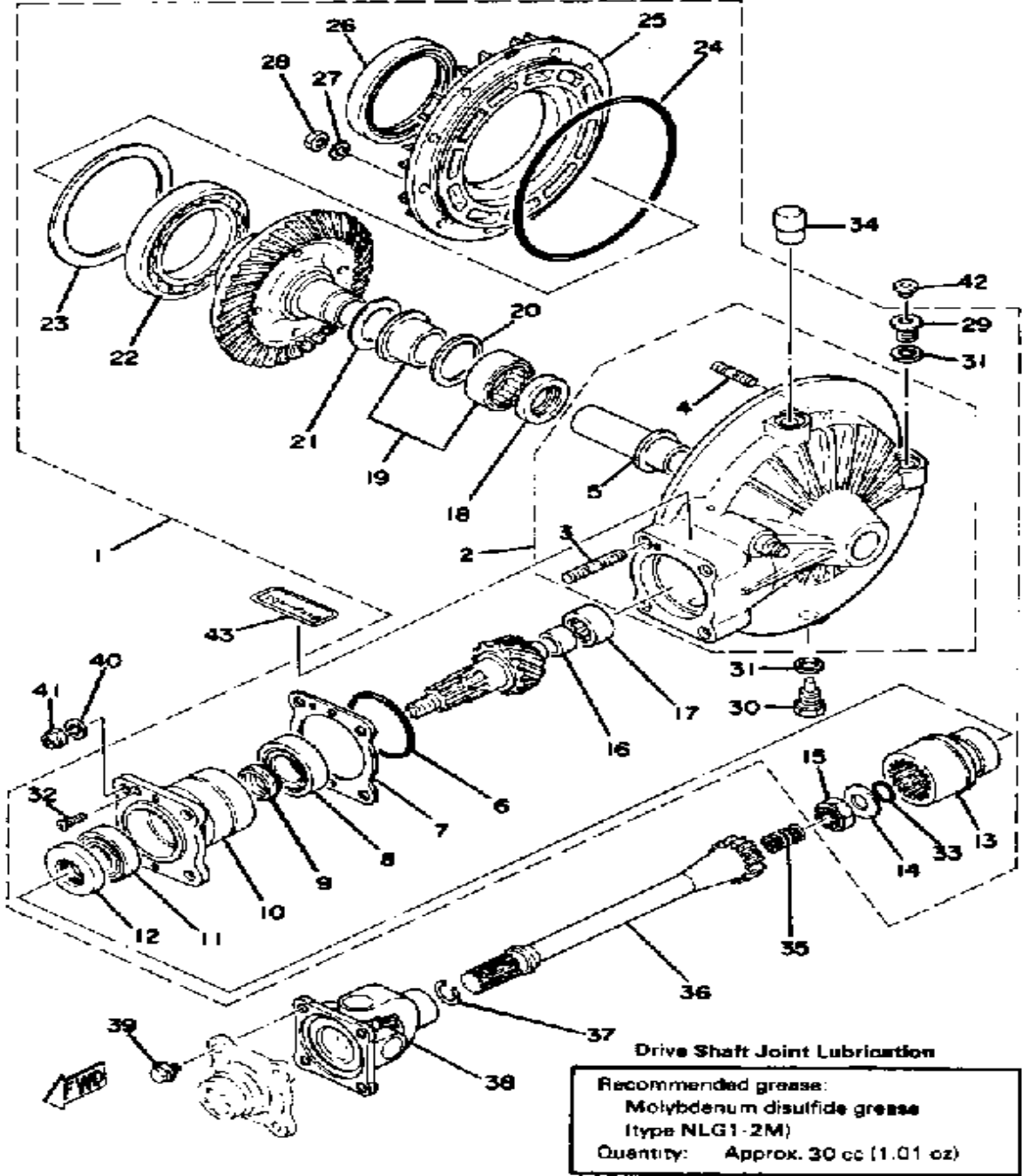


# REAR ARM-REAR CUSHION



Ref. No.	Part Number	Description	Qty	Remarks
1	(3H3-22110-00-98)	REAR ARM .....	1	YAMAHA BLACK
2	93332-00010-00	BEARING .....	2	
3	93102-25017-00	OIL SEAL .....	2	
4	90387-17543-00	COLLAR .....	2	
5	1J7-22141-00-00	SHAFT, PIVOT .....	2	
6	1J7-22143-00-00	NUT .....	2	
7	2H7-2219X-00-00	COVER .....	2	
8	2H7-22189-00-00	BOOT, RUBBER .....	1	
9	90506-07136-00	SPRING, TENSION .....	1	
10	90506-07135-00	SPRING, TENSION .....	1	
11	97313-08035-00	BOLT, HEXAGON .....	1	
12	92990-08100-00	WASHER .....	1	
13	93700-06M03-00	NIPPLE, GREASE .....	1	
14	2H9-22210-00-00	SHKASBASSEMBLYREAR ...	1	
15	2H9-22210-10-00	SHK/ASB ASSEMBLY, REAR .	1	
16	(2H7-22212-00-00)	SPRING .....	2	
17	90176-10009-00	NUT, CROWN .....	2	
18	90201-10696-00	WASHER, plate .....	1	
19	90176-10013-00	NUT, CROWN .....	1	
20	90201-10669-00	WASHER, PLATE .....	2	
21	90106-10030-00	BOLT, DOME HEAD .....	1	
22	92990-10100-00	WASHER, SPRING .....	1	

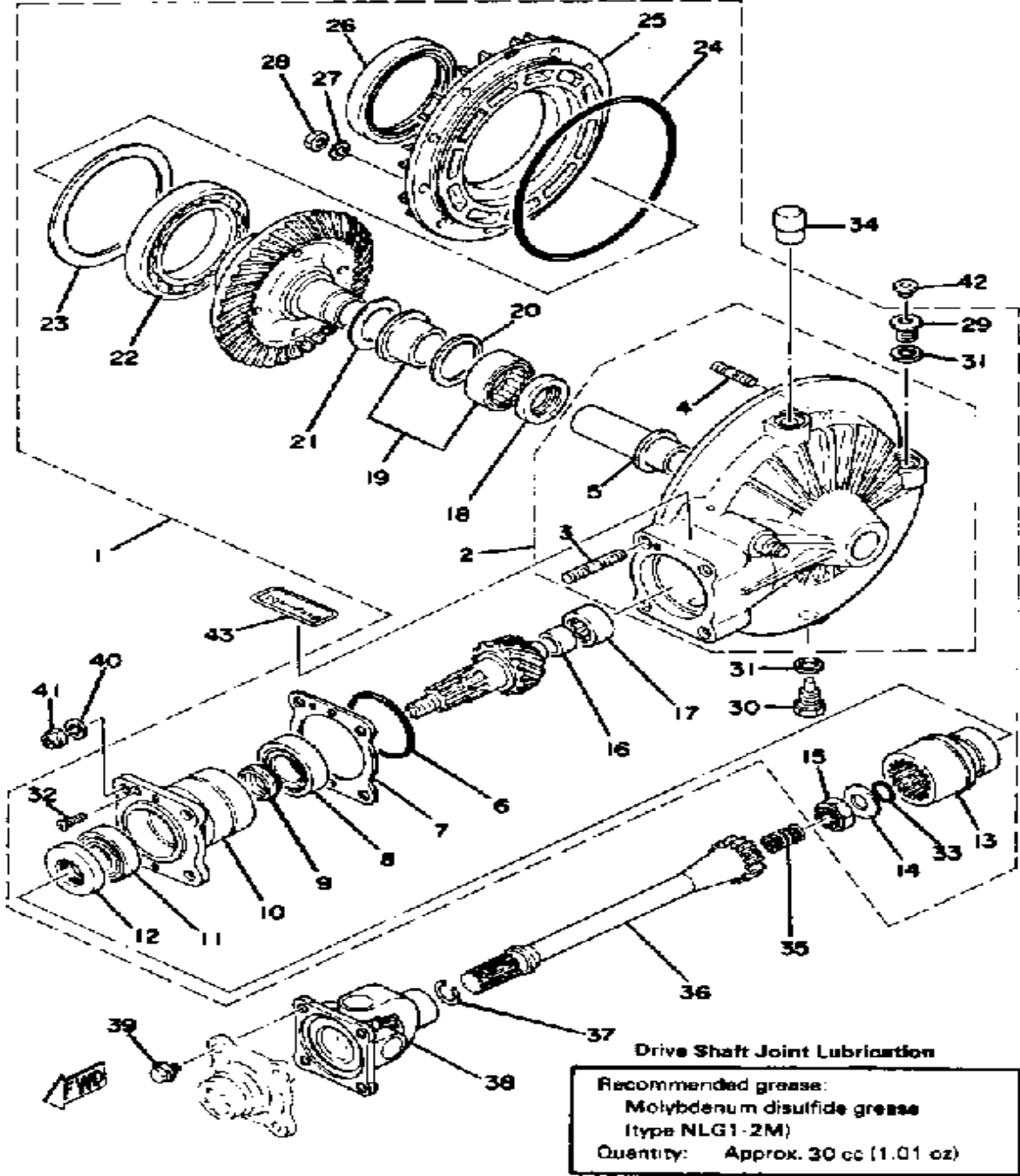
# FINAL DRIVE GEAR-DRIVE SHAFT



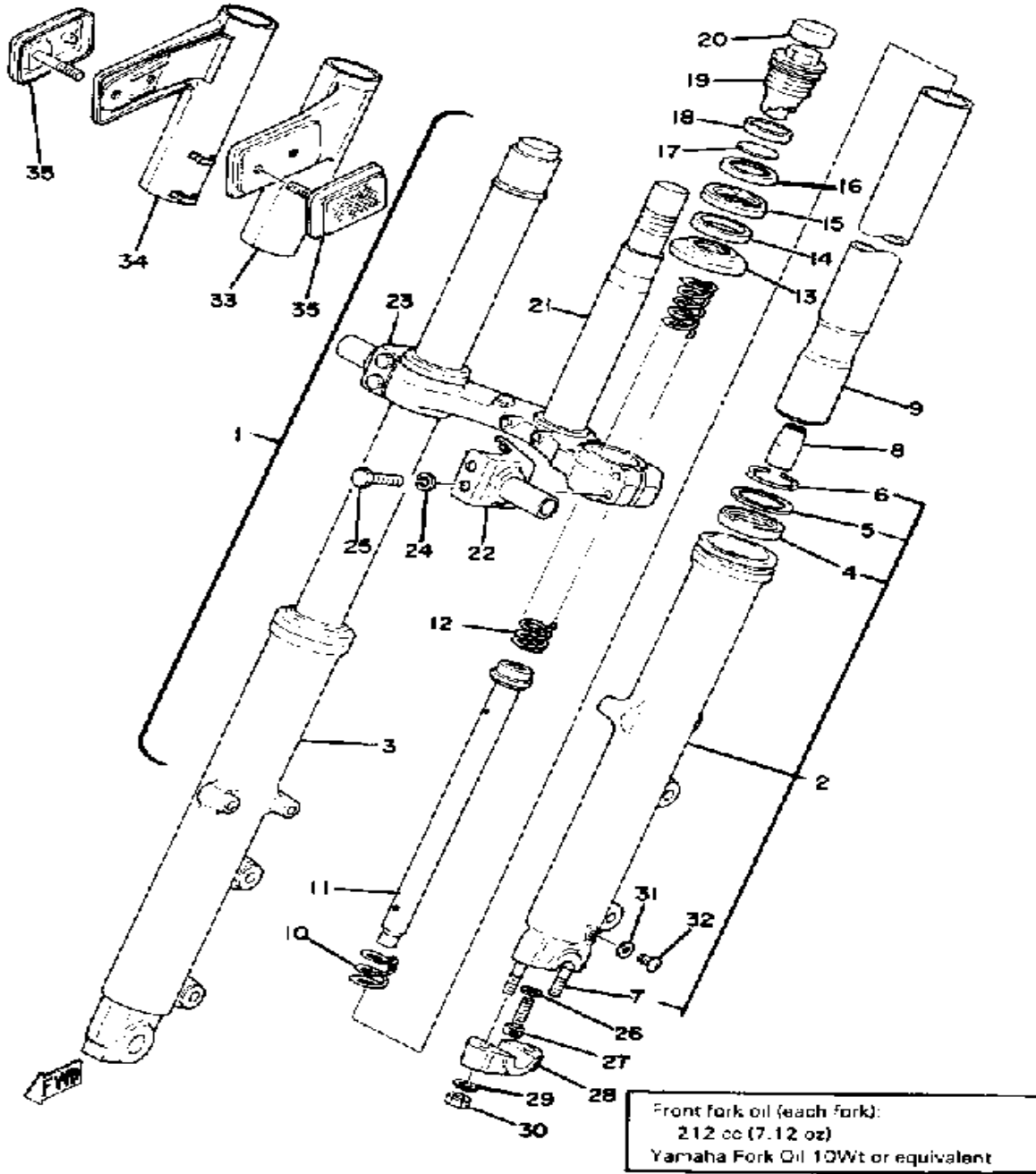
Ref. No.	Part Number	Description	Qty	Remarks
1	(2H7-46101-N0-00)	RR AXL GR CASE ASSEMBLY	1	
2	(2H7-46150-00-00)	HOUSING, DR SHAFT	1	
3	(90116-10248-00)	BOLT, STUD	4	
4	90116-08247-00	.. BOLT, STUD	10	
5	1J7-46153-Y0-00	.. COLLAR, GUIDE	1	
6	93210-58346-00	. O-RING	1	
7	1J7-46127-Y0-30	. SHIM (0.35T)	1	U.R.
	1J7-46127-Y0-40	. SHIM (0.40T)	1	U.R.
	1J7-46127-Y0-45	. SHIM (0.45T)	1	U.R.
	1J7-46127-Y0-50	. SHIM (0.50T)	1	U.R.
8	93332-00027-00	. BEARING, TAPRD # 2	1	
9	1J7-46129-Y1-00	. SPACER, EXPANSION	1	
10	2H7-46124-01-00	. HOUSING, BEARING	1	
11	93332-00001-00	. BEARING	1	
12	93101-38086-00	. OIL SEAL	1	
13	2H7-46123-00-00	. COUPLING, GEAR	1	
14	90201-14664-00	. WASHER, PLATE	1	
15	90185-14070-00	. NUT, SELF-LOCKING	1	
16	2H7-46122-00-00	. RACE, INNER	1	
17	93317-41510-00	. BEARING	1	
18	93101-30084-00	. OIL SEAL	1	
19	1J7-46106-N0-00	. BEARING ASSEMBLY	1	
20	1J7-46118-Y0-18	. WASHER, THRUST	1	U.R.
	1J7-46118-Y0-19	. WASHER, THRUST	1	U.R.
	1J7-46118-Y0-20	. WASHER, THRUST	1	U.R.
	1J7-46118-Y0-21	. WASHER, THRUST	1	U.R.
21	(1J7-46119-Y0-10)	SHIM, THRUST	1	U.R.
	(1J7-46119-Y0-20)	SHIM, THRUST	1	U.R.
22	93316-01403-00	. BEARING	1	

CONTINUED ON NEXT FRAME ➤

# FINAL DRIVE GEAR-DRIVE SHAFT



Ref. No.	Part Number	Description	Qty	Remarks
23	1J7-46117-Y0-30	. SHIM, RING GEAR (0.30T) ...	1	U.R.
	1J7-46117-Y0-35	. SHIM, RING GEAR .....	1	U.R.
	1J7-46117-Y0-40	. SHIM, RING GEAR (0.40T) ...	1	U.R.
	1J7-46117-Y0-50	. SHIM, RING GEAR (0.50T) ...	1	U.R.
24	93211-44348-00	. O-RING .....	1	
25	(2H7-46152-00-00)	HOUSING, BEARING .....	1	
26	93102-70167-00	. OIL SEAL .....	1	
27	92901-08700-00	. WASHER, WAVE .....	10	
28	95333-08600-00	. NUT .....	10	
29	90340-14046-00	. PLUG, STRAIGHT SCREW ...	1	
30	90340-14118-00	. PLUG, STRAIGHT .....	1	
31	214-11198-01-00	. GASKET .....	2	
32	98703-05018-00	. SCREW, FLAT HEAD (98701-05018-00) .....	1	
33	93210-14359-00	. O-RING .....	1	
34	2H7-17590-00-00	BREATHER COMP. ....	1	
35	90501-16491-00	SPRING, COMPRESSION .....	1	
36	(2H7-46172-00-00)	SHAFT, DRIVE .....	1	
37	90468-12088-00	CLIP .....	1	
38	2H7-46180-00-00	CROSS JOINT .....	1	
39	90105-08155-00	BOLT, WASHER BASED .....	4	
40	92990-10100-00	WASHER, SPRING .....	4	
41	95611-10100-00	NUT, U .....	4	
42	341-23469-00-00	CAP, BOLT .....	1	
43	1J7-46181-11-00	LABEL, OIL CAUTION .....	1	

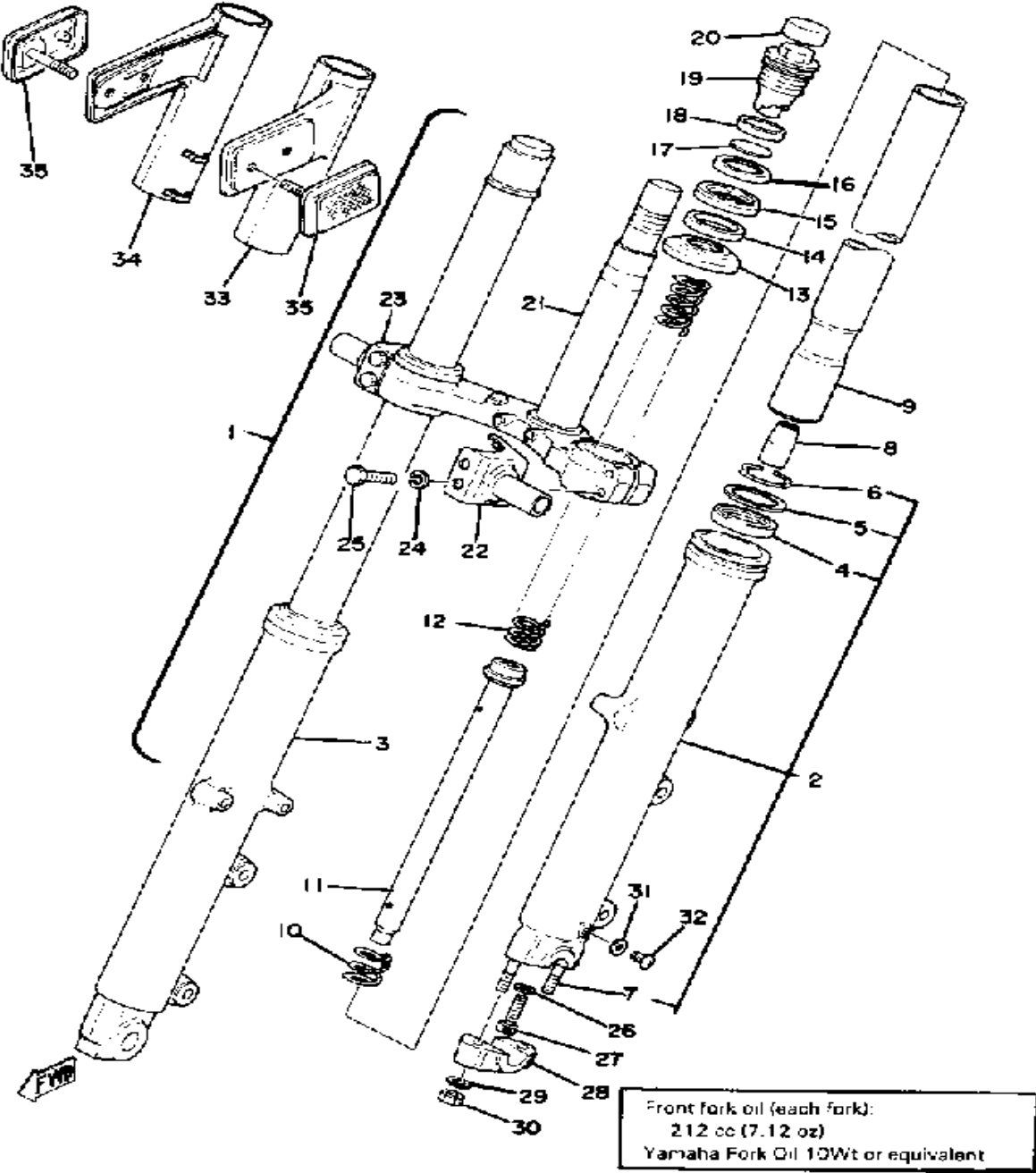


# FRONT FORK

Ref. No.	Part Number	Description	Qty	Remarks
1	(2H7-23101-00-00)	FRONT FORK ASSEMBLY	1	
2	(3H5-23126-00-00)	TUBE, OUTER 1	1	
3	(3H5-23136-00-00)	TUBE, OUTER 2	1	
4	41Y-23145-00-00	. . OIL SEAL - (2H7-23145-00)	2	
5	(2H7-23146-00-00)	WASHER, OIL SEAL	2	
6	(2H7-23156-00-00)	CLIP, OIL SEAL	2	
7	90116-08261-00	. . BOLT, STUD	2	ONLY LEFT TUBE
8	1W1-23173-L0-00	. SPINDLE, TAPER	2	
9	2H7-23110-00-00	. INNER TUBE 1	2	
10	509-23151-L0-00	. SPRING, REBOUND	2	
11	(2H7-23170-00-00)	CYLINDER, FRTFRK	2	
12	(2H7-23141-00-00)	SPRING, FRONT FORK	2	
13	3H5-23144-00-00	. SEAL, DUST	2	
14	2H7-23163-00-00	. GASKET (42H-23163-00-00)	2	
15	2H7-23116-00-00	. GUIDE, COVER LOWER	2	
16	2H7-23115-00-00	. GUIDE, COVER UPPER	2	
17	2H7-23149-00-00	. WASHER, SPRING UPR	2	
18	240-23114-00-00	. GASKET	2	
19	2H7-23111-00-00	. BOLT, CAP	2	
20	2F0-23168-00-00	. CAP, FRONT FORK	2	
21	2H9-23340-H0-33	. UNDER BRACKET	1	YAMAHA BLACK
22	2H7-23122-00-00	. COVER, OUTER 1	1	
23	2H7-23132-00-00	. COVER, OUTER 2	1	
24	92990-08100-00	. WASHER	4	
25	97313-08040-00	. BOLT, HEXAGON (97322-08040)	4	
26	509-23158-L0-00	. GASKET	2	
27	278-23181-50-00	. BOLT, HEXAGON SOCKET HEAD	2	

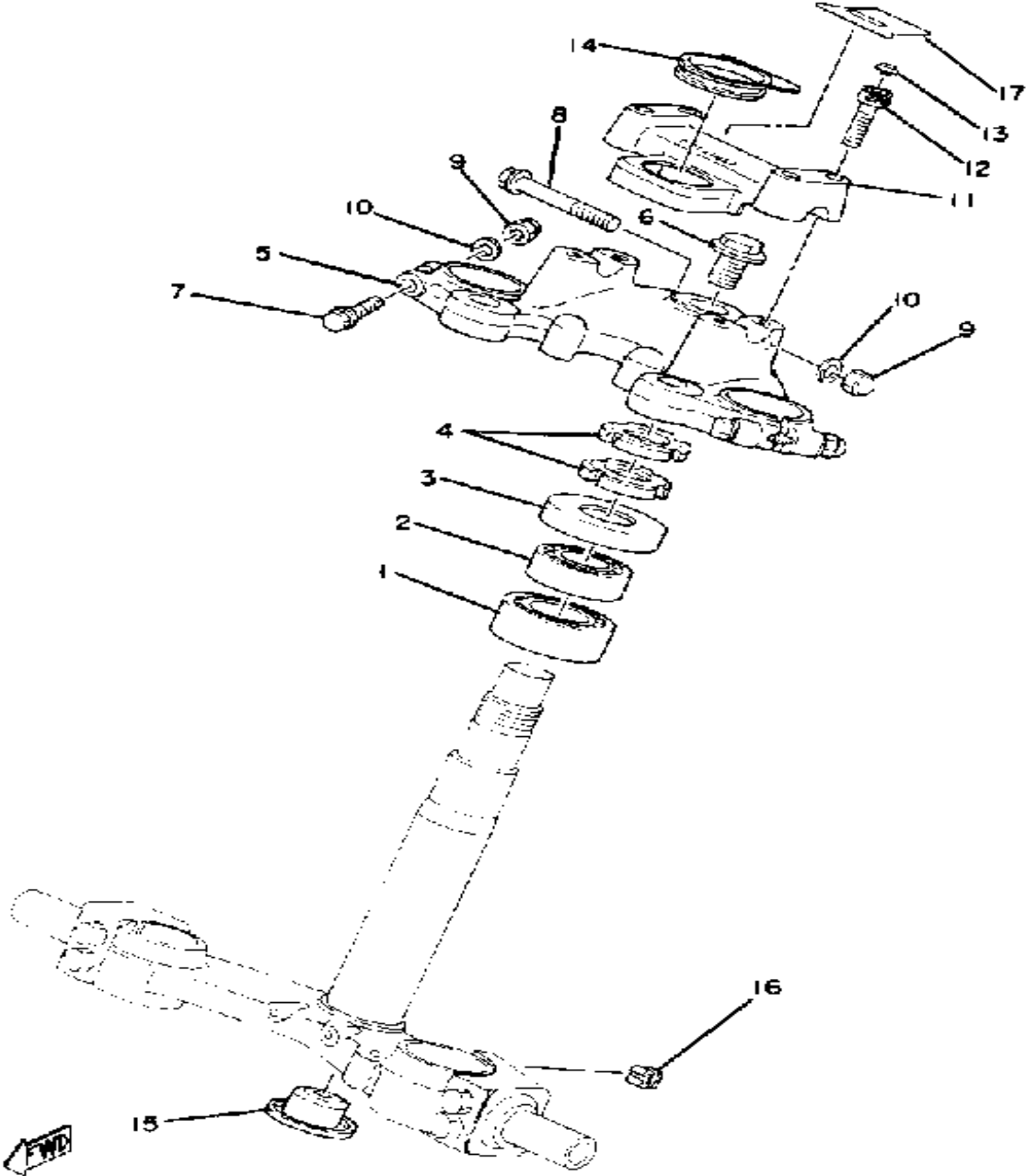
CONTINUED ON NEXT FRAME ►

# FRONT FORK



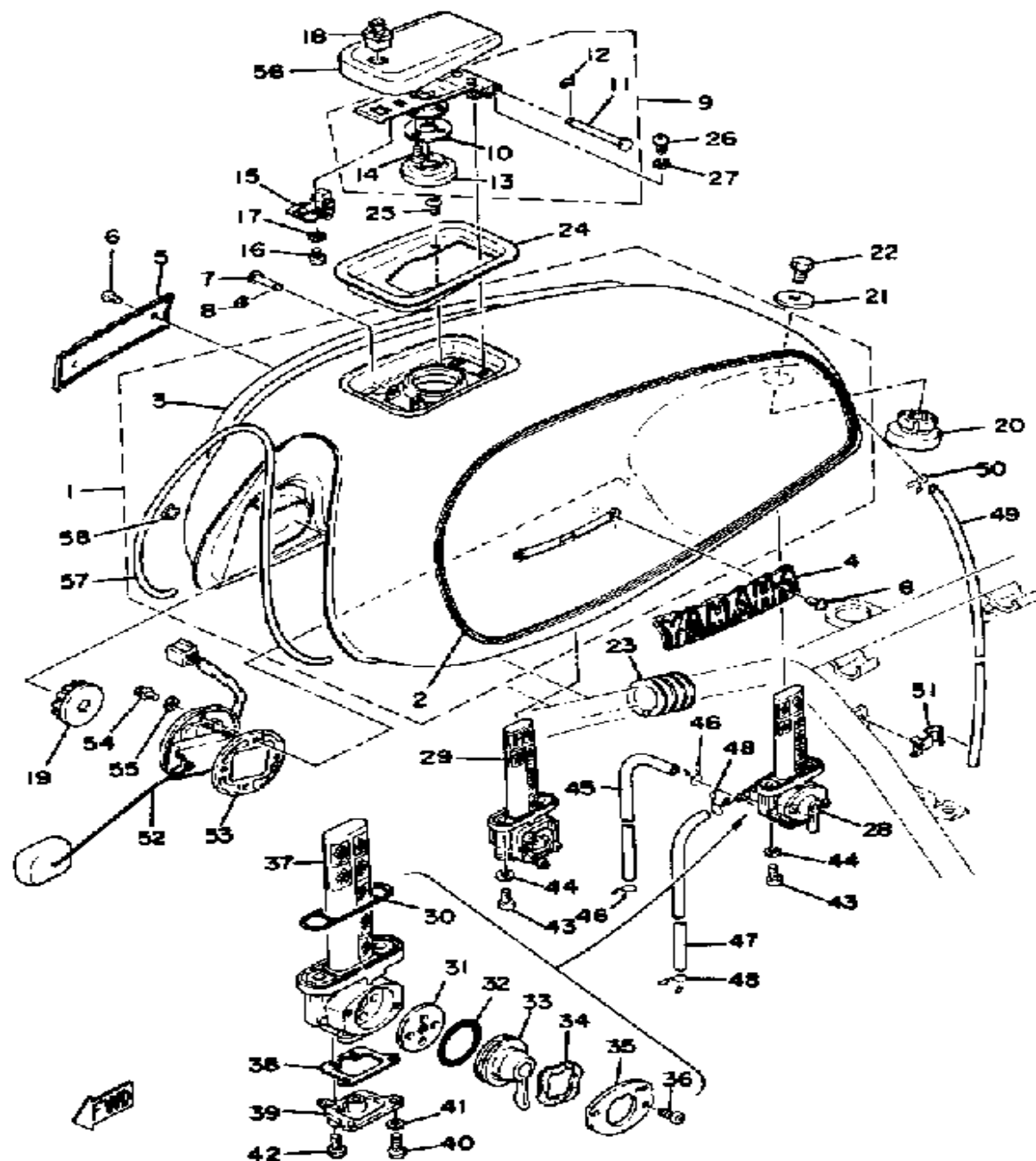
Ref. No.	Part Number	Description	Qty	Remarks
28	341-23167-50-00	. HOLDER, AXLE .....	1	
29	92901-08600-00	. WASHER .....	2	
30	90185-08089-00	. NUT, SELF-LOCKING .....	2	
31	122-23129-00-00	. GASKET, DRAIN PLUG .....	2	
32	4H7-23119-00-00	. PLUG, DRAIN - (122-23119-01)	2	
	98580-04008-00	. SCREW, PAN HEAD .....	2	
33	2H7-23121-00-93	COVER, UPPER 1 .....	1	
34	2H7-23131-00-93	COVER, UPPER 2 .....	1	
35	2H7-85110-00-00	FRT REFLECTOR ASSEMBLY .	2	

# STEERING



Ref. No.	Part Number	Description	Qty	Remarks
1	93332-00008-00	BEARING .....	1	
2	93332-00001-00	BEARING .....	1	
3	1J7-23415-00-00	COVER, BALL RACE 1 .....	1	
4	90179-25033-00	NUT .....	2	
5	2H7-23435-00-98	CROWN, HANDLE .....	1	LOW GLOSS BLACK
6	90105-14102-00	BOLT, WASHER BASED .....	1	
7	95811-08050-00	BOLT, FLANGE (95812-08050) .	2	
8	95811-08065-00	BOLT, FLANGE .....	1	
9	95303-08800-00	NUT (CROWN) (95301-08800) .	3	
10	92990-08600-00	WASHER, PLATE .....	3	
11	2H7-23441-00-98	HOLDER, HANDLE UPR .....	1	LOW GLOSS BLACK
12	91316-08030-00	BOLT, SOCKET HEAD .....	4	
13	341-23469-00-00	CAP, BOLT .....	4	
14	(90480-34225-00)	GROMMET .....	1	
15	(90338-25074-00)	PLUG, SPEC'L SHAPE .....	1	
16	(2H7-23497-00-00)	GROMMET .....	2	
17	2H7-23395-00-00	EMBLEM .....	1	

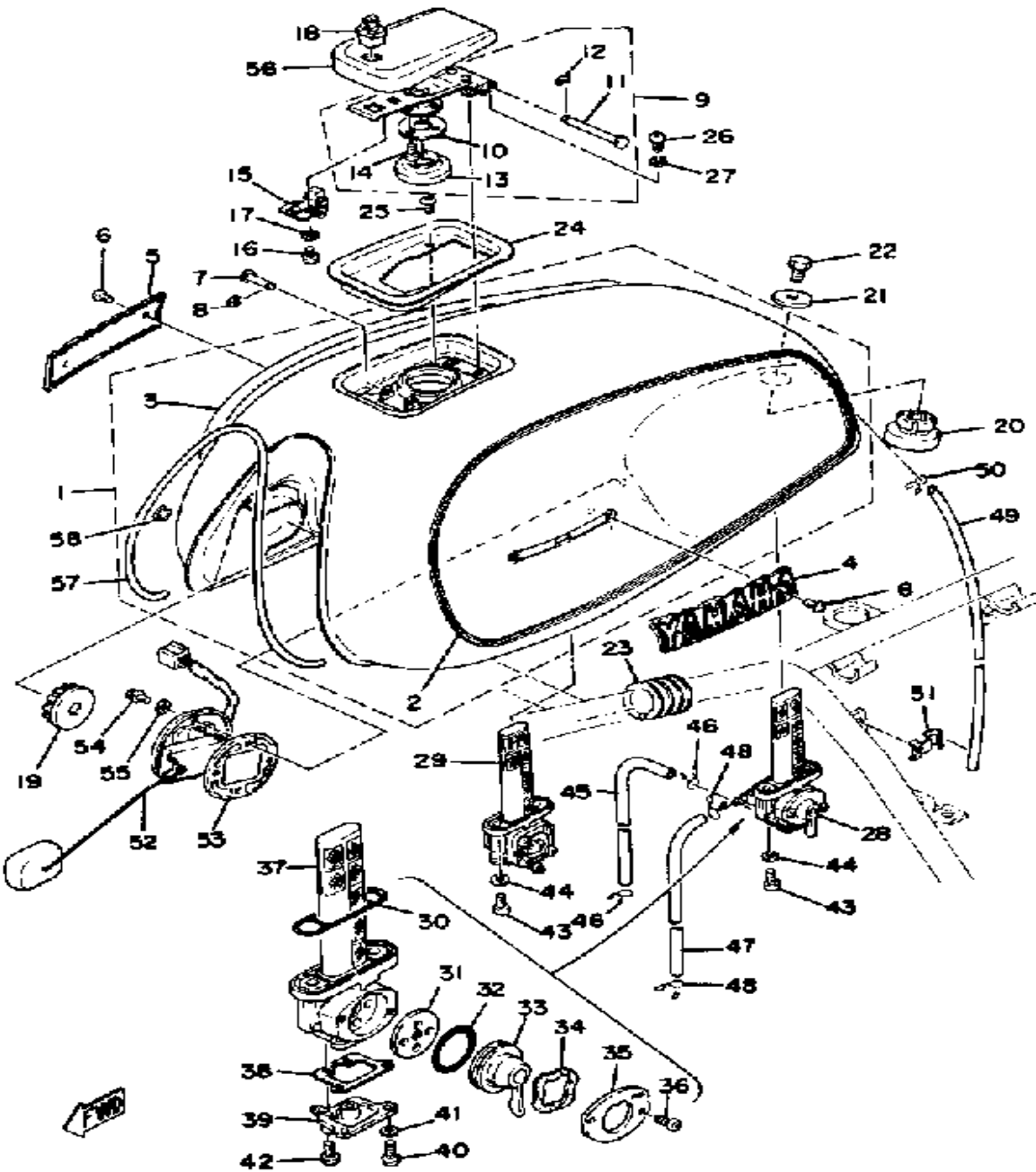
# FUEL TANK



Ref. No.	Part Number	Description	Qty	Remarks
1	(2H7-24110-00-01)	FUEL TANK .....	1	MACHO MAROON
2	(2H7-24244-00-00)	GRAPHIC, FUEL TNK 1 .....	1	
3	(2H7-24245-00-00)	GRAPHIC, FUEL TNK 2 .....	1	
4	2H7-24161-00-00	EMBLEM 1 .....	1	
5	2H7-24162-00-00	EMBLEM 2 .....	1	
6	90152-04006-00	SCREW, COUNTERSUNK .....	4	
7	90249-03123-00	PIN, SPEC"L SHAPE .....	1	
8	93430-02001-00	CIRCLIP .....	1	
9	2H7-W2461-02-00	TANK-CAP BODY ASSEMBLY ..	1	
10	(2H7-24641-01-00)	GASKET, CAP 1 .....	1	
11	(2H7-24623-00-00)	PIN 1 .....	1	
12	93430-02001-00	. CIRCLIP .....	1	
13	437-24612-00-00	. GASKET, CAP .....	1	
14	(97701-30506-00)	SCREW, TAPPING .....	3	
15	2H7-W2462-00-00	HOOK/SLIDE CAM ASSEMBLY	1	
16	98901-03008-00	SCREW, BIND .....	2	
17	92990-03100-00	WASHER, SPRING (92901-03100) .....	2	
18	2H7-24602-00-00	CAP ASSEMBLY .....	1	
19	1J7-24181-01-00	DAMPER, LOCATING 1 .....	2	
20	2H7-24182-00-00	DAMPER, LOCATING 2 .....	1	
21	90201-08310-00	WASHER, PLATE .....	1	
22	97313-08012-00	BOLT .....	1	
23	1J7-24183-02-00	DAMPER, LOCATING 3 .....	2	
24	2H7-2414A-00-00	COVER, FILLER .....	1	
25	98901-05008-00	SCREW, BIND .....	4	
26	98580-05010-00	SCREW, PAN HEAD .....	2	
27	92990-05100-00	WASHER, SPRING .....	2	
28	3G1-24500-03-00	FUEL COCK ASSEMBLY 1 ...	1	

CONTINUED ON NEXT FRAME ►

# FUEL TANK

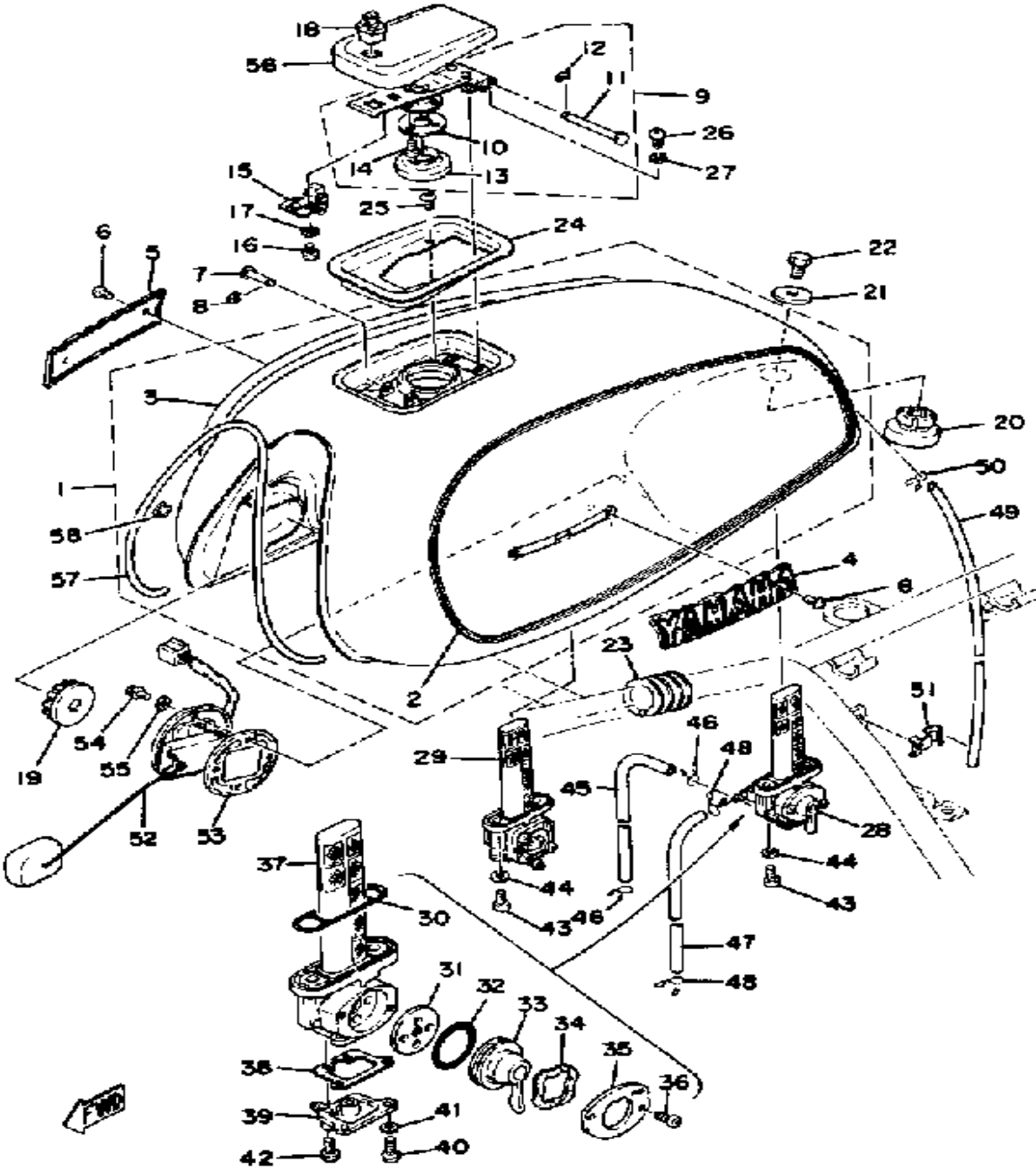


Ref. No.	Part Number	Description	Qty	Remarks
29	2H7-24510-00-00	FUEL COCK ASSEMBLY 2	1	
30	1J7-24512-00-00	. GASKET	2	
31	1J7-24523-00-00	. VALVE	2	
32	1J7-24534-00-00	. SEAL, COCK	2	
33	(2H7-24524-00-00)	LEVER, COCK	1	
	(2H7-24524-10-00)	LEVER, COCK	1	
34	1J7-24518-00-00	. WASHER, WAVE	2	
35	(2H7-24525-00-00)	PLATE, LVR FITTING	1	
	(2H7-24525-10-00)	PLATE, LVR FITTING	1	
36	98580-03008-00	. SCREW, PAN HEAD	4	
37	1J7-24514-02-00	. NET, FILTER 1	2	
38	1J7-24522-00-00	. GASKET	2	
39	(2H7-24521-00-00)	CUP, FILTER	2	
40	98506-04012-00	. SCREW, PAN HEAD	4	
41	92901-04100-00	. WASHER, SPRING	4	
42	98506-04018-00	. SCREW, PAN HEAD	4	
43	90149-06008-00	SCREW	4	
44	90202-05187-00	WASHER, PLATE	4	
45	90445-10141-00	HOSE	2	
46	90467-09006-00	CLIP	4	
47	90445-07176-00	HOSE	2	
48	90467-07029-00	CLIP	4	
49	90445-105G5-00	HOSE	1	
50	90467-09006-00	CLIP	1	
51	(90462-10040-00)	CLAMP	1	
52	2H7-85752-00-00	SNDR UT ASSEMBLY, F/MTR	1	
53	2H7-85753-00-00	GASKET, SENDER UNIT	1	
54	95821-06014-00	BOLT, FLANGE	4	
55	90202-05187-00	WASHER, PLATE	4	

CONTINUED ON NEXT FRAME ►

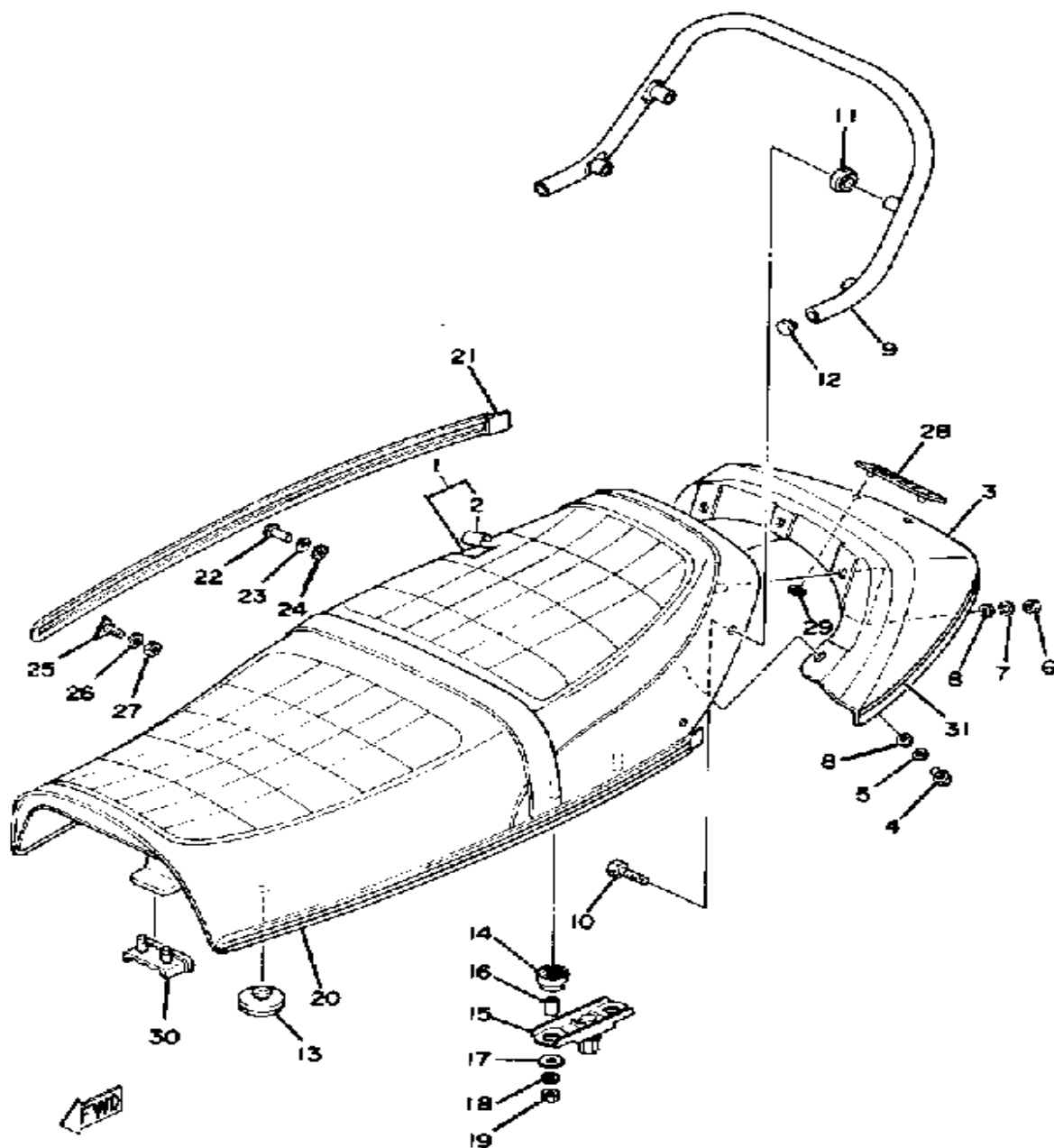


# FUEL TANK



Ref. No.	Part Number	Description	Qty	Remarks
56	2H7-24611-00-00	BODY, CAP .....	1	
57	2H7-24189-00-00	PLATE, MOLD .....	1	
58	90468-03063-00	CLIP .....	4	

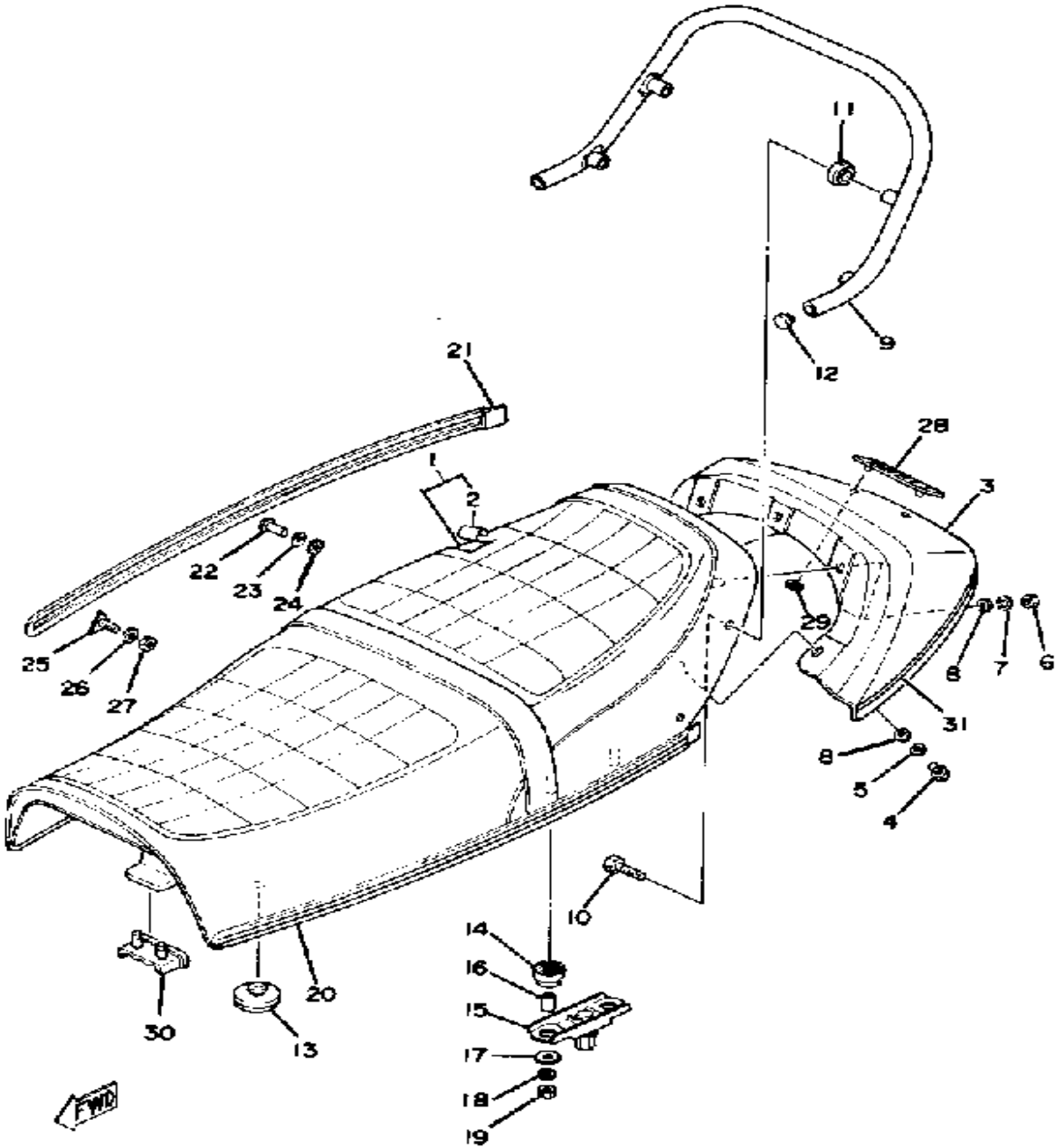
# SEAT



Ref. No.	Part Number	Description	Qty	Remarks
1	2H7-W2472-00-00	DOUBLE SEAT ASSEMBLY (2H7-24730-Y0)	1	
2	2H7-24731-00-00	. COVER, DOUBLE SEAT	1	
3	2H7-24756-00-H6	COVER, TAIL	1	MACHO MAROON
4	97313-05016-00	BOLT, HEXAGON	2	
5	92990-05100-00	WASHER, SPRING	2	
6	95380-05600-00	NUT	3	
7	92990-05100-00	WASHER, SPRING	3	
8	92990-05200-00	WASHER, PLAIN	5	
9	2H7-24773-00-00	HANDLE, SEAT	1	
10	(90101-08305-00)	BOLT	4	
11	1T4-24796-00-00	COVER	4	
12	1J3-24742-00-00	GROMMET	2	
13	1L9-24741-00-00	PAD, SEAT	6	
14	2H7-24723-00-00	DAMPER, SEAT	4	
15	2H7-24738-00-00	BRACKET, SEAT	2	
16	90387-06553-00	COLLAR	4	
17	90201-063J2-00	WASHER, PLATE	4	
18	92995-06100-00	WASHER, SPRING	4	
19	95380-06600-00	NUT	4	
20	2H7-24785-00-H6	MOLD, SEAT	1	MACHO MAROON
21	(2H7-24785-10-H6)	MOLD, SEAT	1	MACHO MAROON
22	1J7-24789-00-00	RIVET	2	
23	1J7-24722-00-00	WASHER, SPECIAL	2	
24	1J7-24735-00-00	SPEED NUT	2	
25	1J7-24777-00-00	BOLT, LEVER FITTING	4	
26	92990-04200-00	WASHER, PLAIN	4	
27	95301-04600-00	NUT	4	
28	25G-24786-00-00	EMBLEM	1	

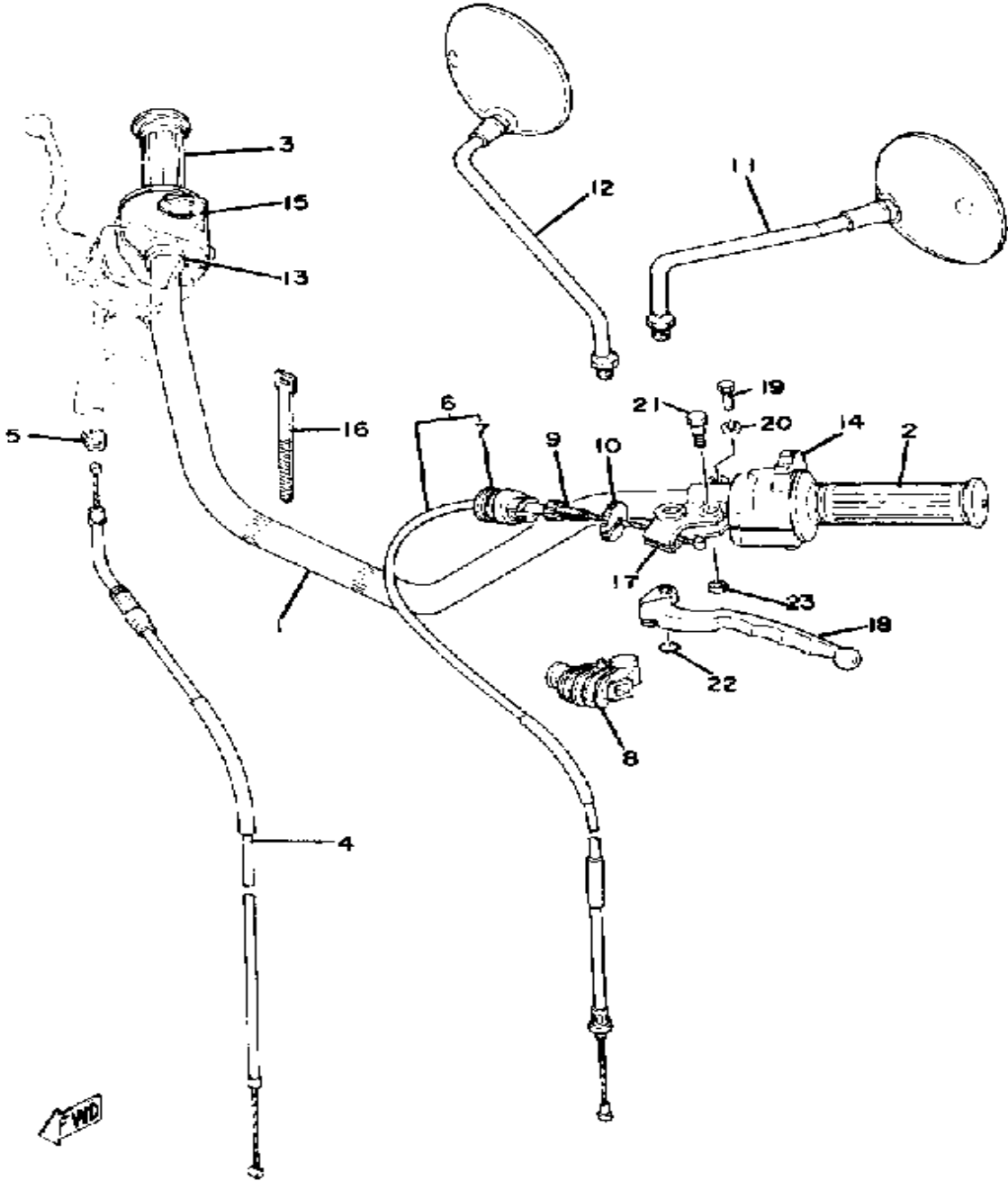
CONTINUED ON NEXT FRAME ►

# SEAT



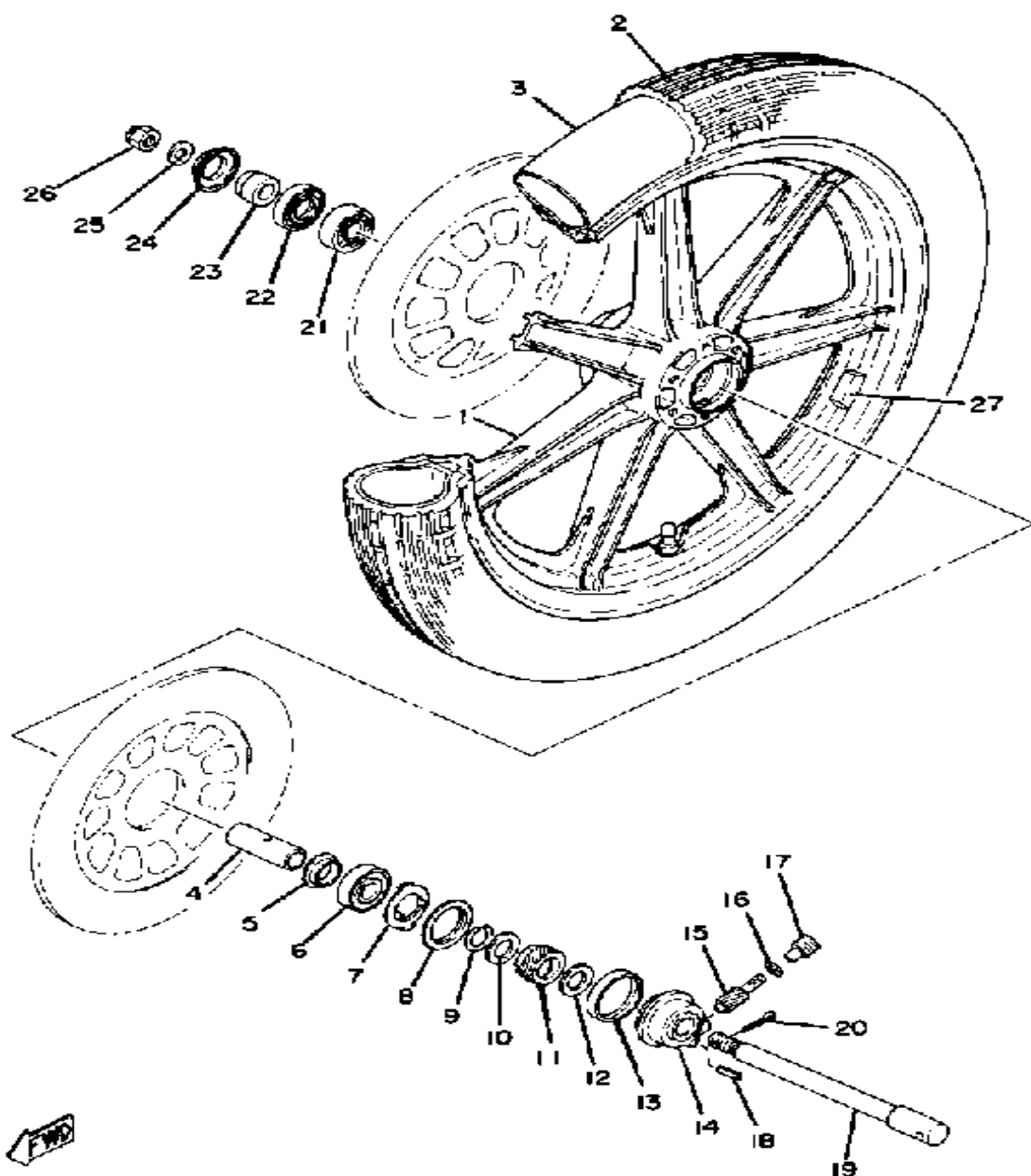
Ref. No.	Part Number	Description	Qty	Remarks
29	90183-04005-00	NUT, SPRING .....	2	
30	2H7-24724-00-00	DAMPER, SEAT .....	1	
31	(2H7-24757-00-00)	GRAPHIC, TAIL COVER .....	1	

# HANDLE-WIRE



Ref. No.	Part Number	Description	Qty	Remarks
1	4H9-26111-00-00	HANDLEBAR .....	1	
2	2H7-26241-00-00	GRIP LH .....	1	
3	2H7-26240-00-00	GRIP ASSEMBLY RH .....	1	
4	2H7-26311-01-00	CABLE, THROTTLE 1 .....	1	
5	584-26393-02-00	HOLDER .....	1	
6	3H3-26335-00-00	CABLE, CLUTCH .....	1	
7	1E6-26342-00-00	. BOOT, CABLE .....	1	
8	1E6-26372-00-00	COVER, HANDLE LEVER 1 ...	1	
9	90123-08046-00	BOLT .....	1	
10	90179-08148-00	NUT .....	1	
11	4G0-26290-10-00	MIRROR ASSEMBLY LH .....	1	
12	2H7-26290-00-00	MIRROR ASSEMBLY RH .....	1	
13	90387-22660-00	COLLAR .....	1	
14	3H3-83973-00-98	SWITCH, HANDLE 3 .....	1	LOW GLOSS BLACK
15	1T5-83963-01-98	SWITCH, HANDLE 3 .....	1	LOW GLOSS BLACK
16	437-83936-01-00	BAND, SWITCH CORD .....	4	
17	341-82911-00-00	HOLDER, LEVER 1 .....	1	LOW GLOSS BLACK
18	2H0-83912-30-00	LEVER L .....	1	LOW GLOSS BLACK
19	97003-06022-00	BOLT, HEXAGON (97301-06022)	1	
20	92995-06100-00	WASHER, SPRING .....	1	
21	2H7-83945-00-00	BOLT, LEVER .....	1	
22	93210-11368-00	O-RING .....	1	
23	95601-06100-00	NUT, U .....	1	

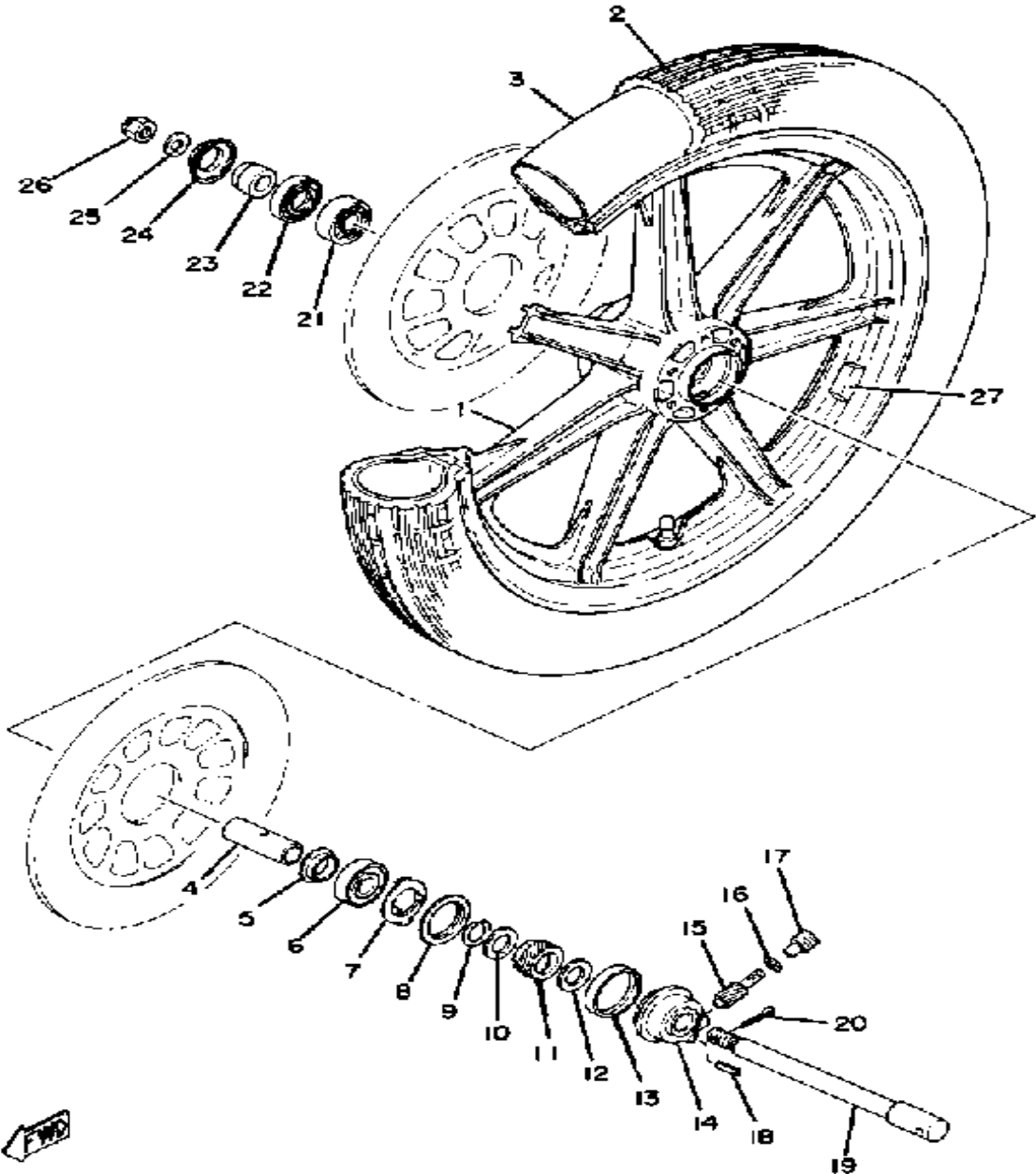
# FRONT WHEEL



Ref. No.	Part Number	Description	Qty	Remarks
1	2H9-25168-29-00	WHEEL, CAST FRONT (2H9-25168-00)	1	LOW GLOSS BLK
2	(94135-19345-00)	350H19BS S21F 4PLY	1	
3	94210-19222-00	TUBE (3.25-19)	1	
4	90560-17126-00	SPACER	1	
5	146-25315-00-00	FLANGE, SPACER	1	
6	93306-30309-00	BEARING	1	
7	341-25149-00-00	CLUTCH, METER	1	
8	341-25846-00-00	RETAINER, CLUTCH	1	
9	341-25137-00-00	RING, STOP	1	
10	90201-25286-00	WASHER, PLATE (341-25147-00)	1	
11	341-25135-01-00	GEAR, DRIVE	1	
12	90201-25490-00	WASHER, PLATE	1	
13	93105-45017-00	OIL SEAL	1	
14	341-25190-01-00	GEAR UNIT ASSEMBLY	1	
15	306-25138-00-00	GEAR, METER	1	
16	102-18416-00-00	SHIM, ROD	1	
17	306-25136-00-00	BUSH	1	
18	91609-20014-00	PIN, SPRING	1	
19	341-25181-01-00	AXLE, WHEEL	1	
20	91401-30030-00	PIN, COTTER	1	
21	93306-30309-00	BEARING	1	
22	93102-28022-00	OIL SEAL	1	
23	90387-17433-00	COLLAR	1	
24	341-25118-00-00	COVER, hub dust	1	
25	92990-14200-00	WASHER, PLAIN	1	
26	90171-14020-00	NUT, CASTLE	1	
27	1A1-25398-01-00	BALANCER, WHEEL	1	20G

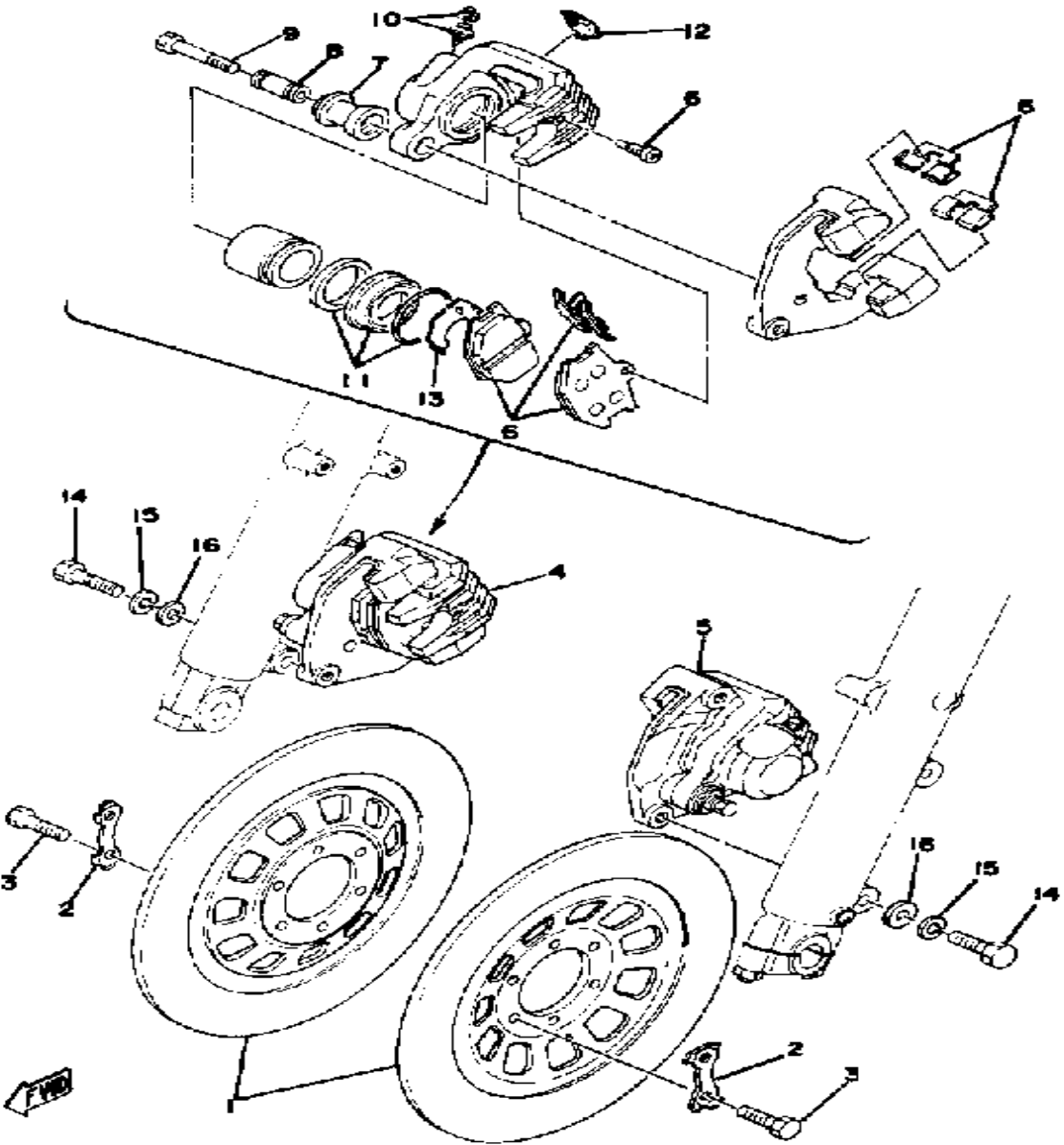
CONTINUED ON NEXT FRAME ►

# FRONT WHEEL



Ref. No.	Part Number	Description	Qty	Remarks
27	1A1-25399-00-00	BALANCER, WHEEL .....	1	10G

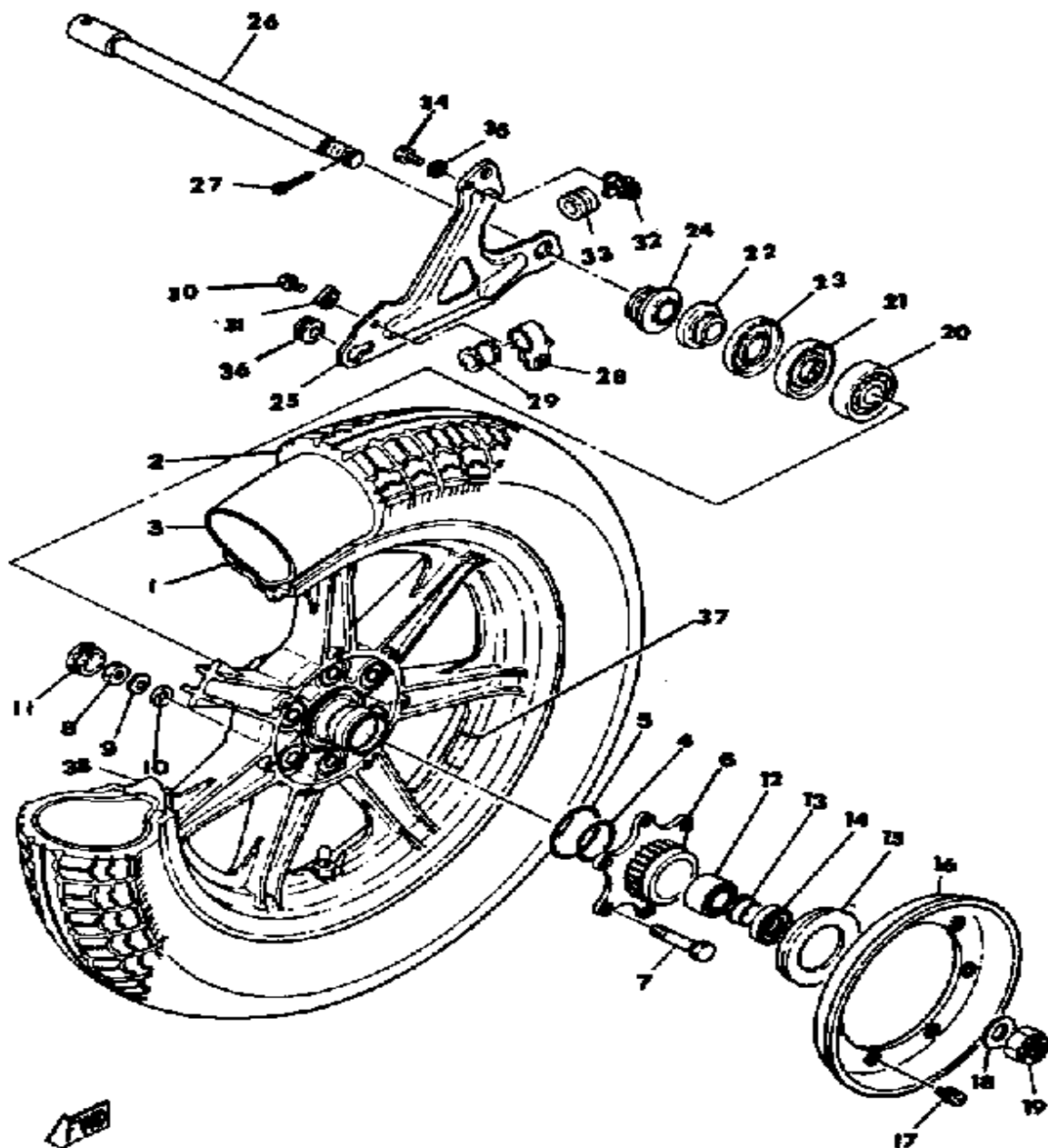
# FRONT DISC BRAKE-CALIPER



Ref. No.	Part Number	Description	Qty	Remarks
1	(1J3-25831-00-00)	DISC, BRAKE .....	2	
2	1J3-25834-01-00	WASHER, LOCK .....	6	
3	90101-08312-00	BOLT .....	12	
4	3H5-25810-02-00	CALIPER ASSEMBLY RH ....	1	
5	3H5-25810-12-00	CALIPER ASSEMBLY LH ....	1	
6	4K0-W0045-01-00	. BRAKE PAD KIT, FRNT .....	2	
7	1J3-25917-00-00	. BOOT, CALIPER .....	2	
8	1J3-25838-00-00	. SLEEVE, CALIPER .....	2	
9	90105-08145-00	BOLT, WASHER BASED .....	2	
10	1J3-W0048-00-00	. BLEED SCREW KIT .....	2	
11	1J3-W0047-00-00	. CALIPER SEAL KIT .....	2	
12	1J3-25845-01-00	. CAP, INDICATOR .....	2	
13	1J3-25827-00-00	. SHIM, CALIPER .....	1	FOR CALIPER RIGHT
	1J3-25827-10-00	. SHIM, CALIPER .....	1	FOR CALIPER LEFT
14	90105-10638-00	BOLT, WASHER BASED .....	4	
15	92990-10100-00	WASHER, SPRING .....	4	
16	92990-10200-00	WASHER, PLAIN .....	4	

**Recommended Brake Component Replacement Schedule:**  
 Brake pads: As required  
 Piston seal, dust seal: Every two years  
 Brake hoses: Every four years  
 Brake fluid: Replace only when brakes are disassembled

# REAR WHEEL

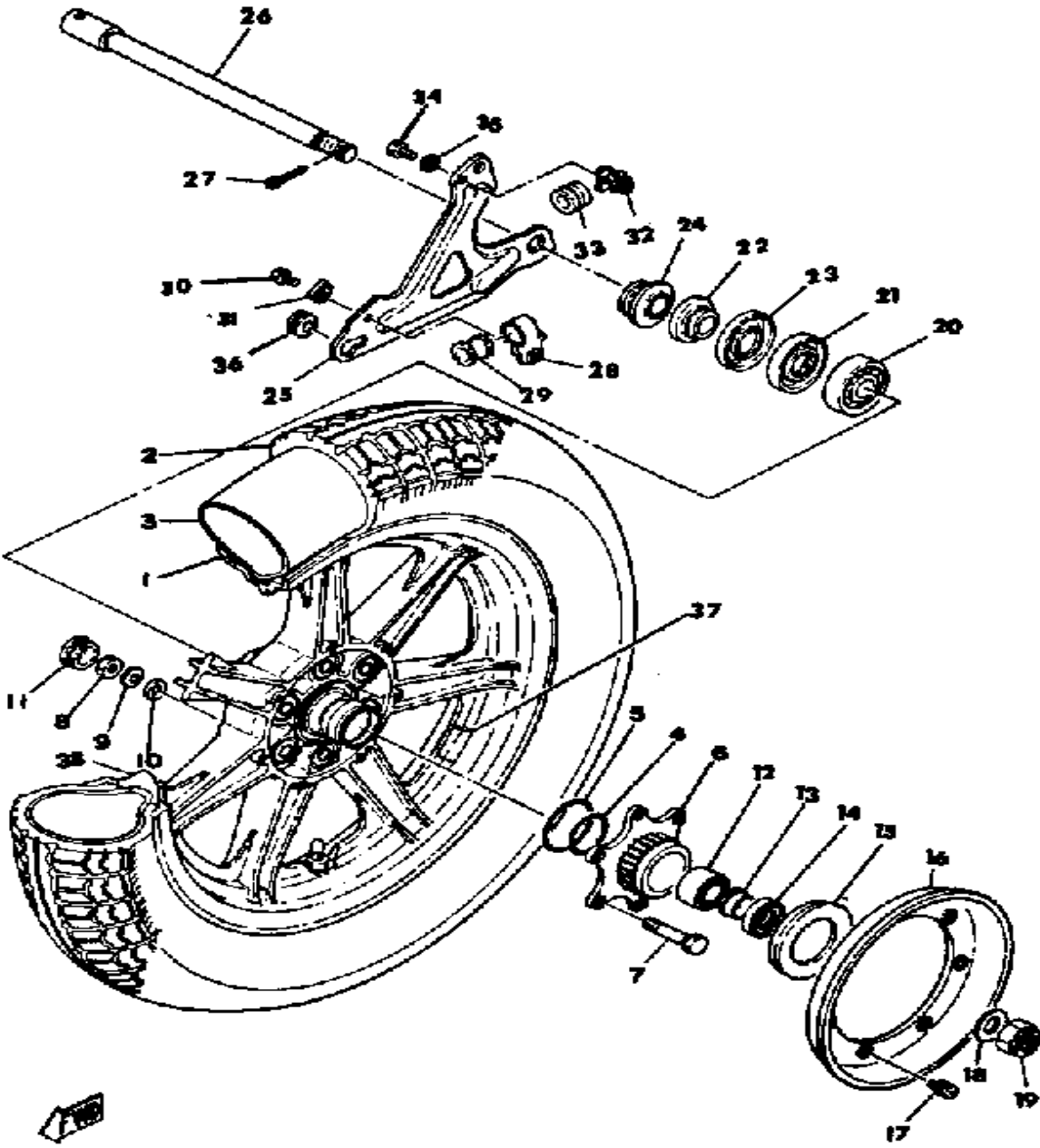


Ref. No.	Part Number	Description	Qty	Remarks
1	(2H8-W2533-00-00)	WHEEL, CAST REAR	1	LOW GLOSS BLK
2	(94145-17384-00)	450X17 BS 21 2	1	
3	94214-17278-00	TUBE	1	
4	93210-40745-00	O-RING	1	
5	93210-58677-00	O-RING (93210-58114)	1	
6	2H7-25366-00-00	CLUTCH, HUB	1	
7	90109-10491-00	BOLT	6	
8	95380-10600-00	NUT	6	
9	92990-10100-00	WASHER, SPRING	6	
10	90201-10124-00	WASHER, PLATE	6	
11	(90338-24083-00)	PLUG, SPEC'L SHAPE	6	
12	93313-62010-00	BEARING, CYLINDER.# 3	1	
13	90387-20741-00	COLLAR	1	
14	93102-25360-00	OIL SEAL	1	
15	1J7-25319-01-00	SEAL, HUB DUST	1	
16	2H7-25327-00-00	COVER, PLATE	1	
17	90159-05018-00	SCREW, WITH WASHER	7	
18	90201-18620-00	WASHER, PLAIN	1	
19	90171-18043-00	NUT, CASTLE	1	
20	93306-30417-00	BEARING (B6304ZZ)	1	
21	93104-27026-00	OIL SEAL, SO-TYPE	1	
22	1J7-25377-00-00	COLLAR, WHEEL	1	
23	1J7-25367-00-00	COVER, HUB DUST	1	
24	90387-20637-00	COLLAR	1	
25	2H7-25371-00-00	BAR, TENSION	1	
26	(2H7-25381-00-00)	AXLE, WHEEL	1	
27	91401-40040-00	PIN, COTTER	1	
28	(2H7-25886-00-00)	HOLDER, BRAKE HOSE	1	
29	306-25881-00-00	PROTC, BRAKE HOSE	1	

CONTINUED ON NEXT FRAME ►



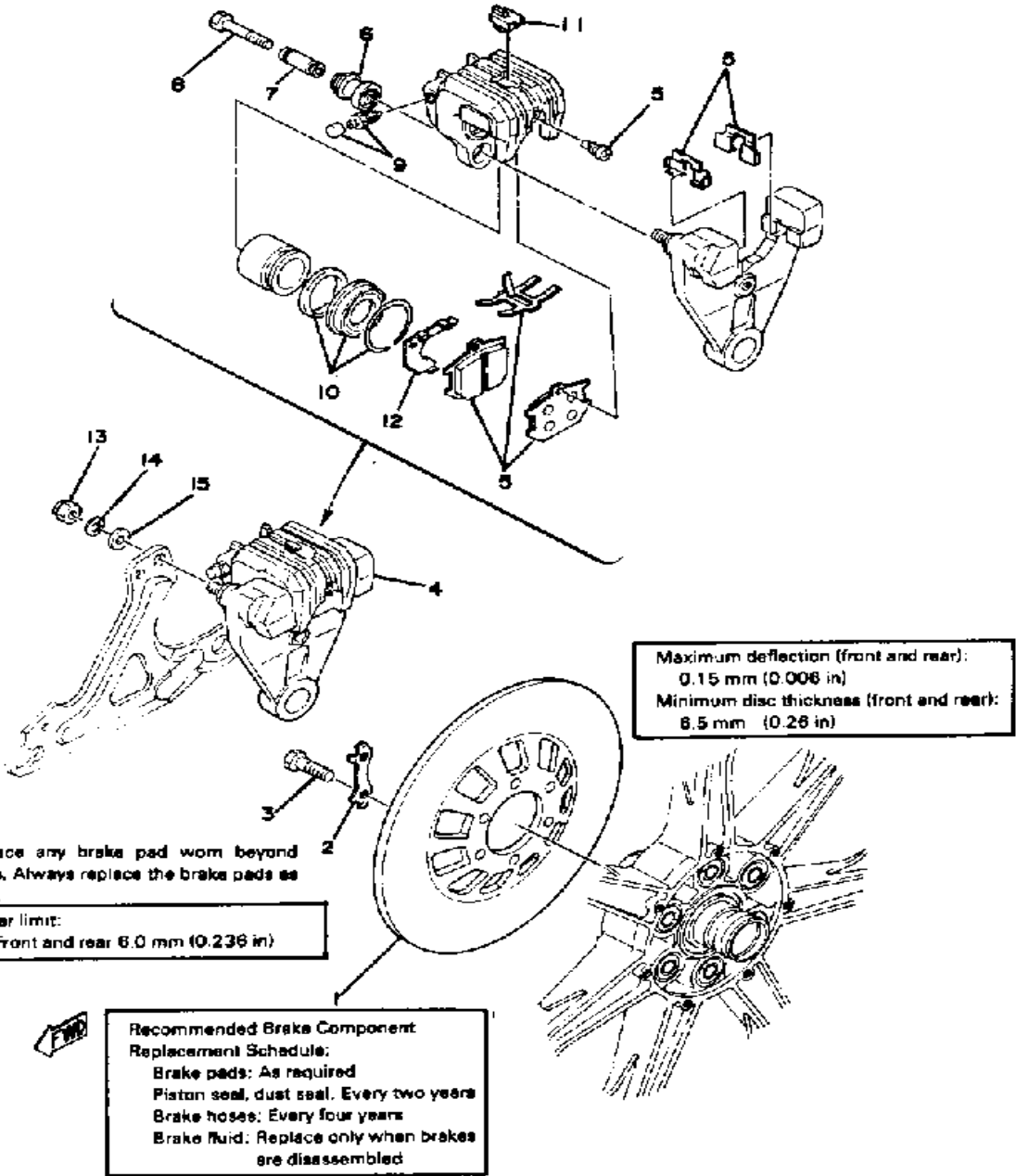
# REAR WHEEL



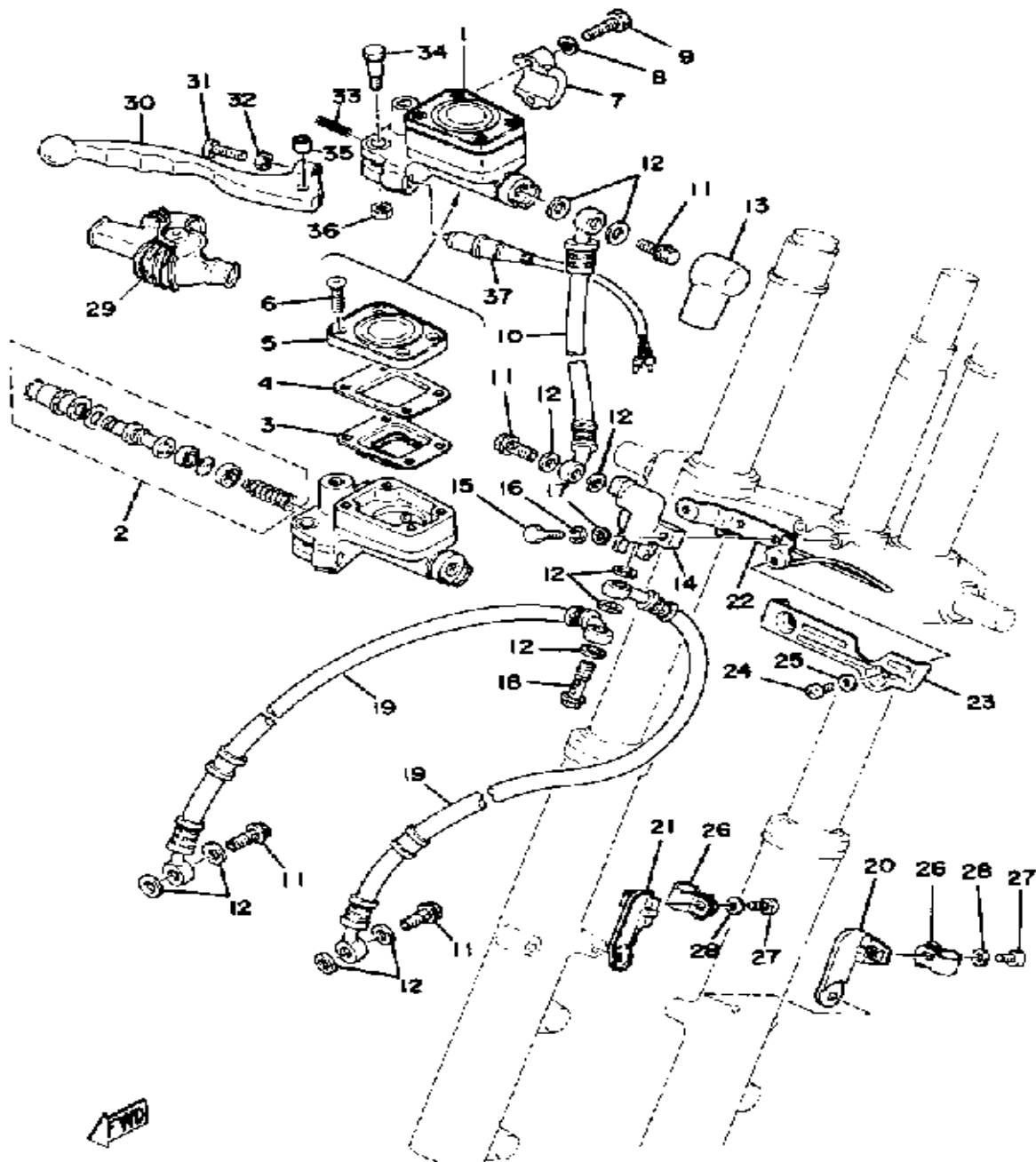
Ref. No.	Part Number	Description	Qty	Remarks
30	97016-06016-00	BOLT	1	
31	(90215-06128-00)	WASHER, LOCK	1	
32	(2H7-25887-00-00)	HOLDER, BRAKE HOSE	1	
33	341-25881-00-00	PROTECTOR, BRAKE HOSE	1	
34	97016-06016-00	BOLT	1	
35	92906-06100-00	WASHER, SPRING	1	
36	1J7-25374-00-00	SPACER, TORQ.STOP (92901-08100)	1	
37	1A1-25398-01-00	BALANCER, WHEEL	1	20G
	1A1-25399-00-00	BALANCER, WHEEL	1	10G
38	2X5-25394-00-00	SPACER, BEAD	2	

# REAR DISC BRAKE-CALIPER

Ref. No.	Part Number	Description	Qty	Remarks
1	(1J3-25831-00-00)	DISC, BRAKE .....	1	
2	1J3-25834-01-00	WASHER, LOCK .....	3	
3	90101-08312-00	BOLT .....	6	
4	3J6-25810-52-00	CALIPER ASSEMBLY .....	1	
5	4K0-W0045-01-00	. BRAKE PAD KIT, FRNT .....	1	
6	1J3-25917-00-00	. BOOT, CALIPER .....	1	
7	1J3-25838-00-00	. SLEEVE, CALIPER .....	1	
8	90105-08145-00	BOLT, WASHER BASED .....	1	
9	1J3-W0048-00-00	. BLEED SCREW KIT .....	1	
10	1J3-W0047-00-00	. CALIPER SEAL KIT .....	1	
11	1J3-25845-01-00	. CAP, INDICATOR .....	1	
12	1J3-25827-00-00	. SHIM, CALIPER .....	1	
13	95303-08800-00	NUT (CROWN) (95301-08800) .	1	
14	92990-08100-00	WASHER .....	1	
15	92990-08600-00	WASHER, PLATE .....	1	



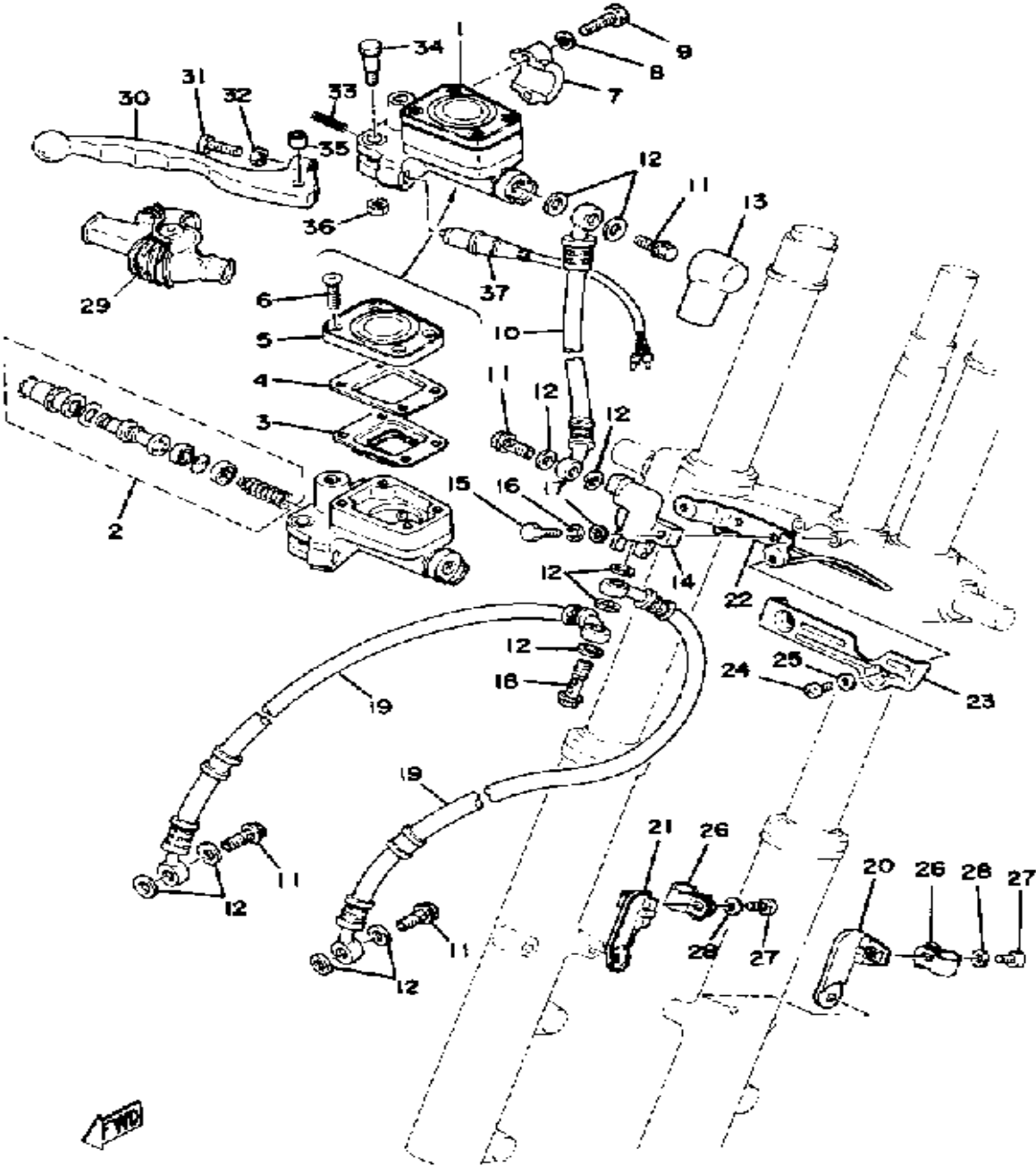
# FRONT MASTER CYLINDER-BRAKE HOSE



Ref. No.	Part Number	Description	Qty	Remarks
1	1J3-25850-23-00	MSTR CYLINDER ASSEMBLY	1	
2	1J3-W0041-20-00	. CYLINDER KIT, MASTER	1	
3	1J3-25854-01-00	. DIAPHRAGM RESERVOR	1	
4	1J3-25855-01-00	. BUSH, DIAPHRAGM	1	
5	1J3-25852-01-00	. CAP, RESERVOIR	1	
6	90151-05008-00	. SCREW, COUNTERSUNK	4	
7	1J3-25867-00-00	BRACKET, MASTER CYLINDER (341-25867-00)	1	
8	92995-06100-00	WASHER, SPRING	2	
9	97313-06025-00	BOLT, HEXAGON	2	
10	2H7-25872-00-00	HOSE, BRAKE 1	1	
11	90401-10034-00	BOLT, UNION	4	
12	90201-10118-00	WASHER, PLATE	11	
13	306-25862-00-00	BOOT, MASTER CYLINDER	1	
14	1J7-25885-01-00	JOINT	1	
15	97011-06025-00	BOLT (97001-06025)	1	
16	92995-06100-00	WASHER, SPRING	1	
17	92901-06600-00	WASHER	1	
18	90401-10044-00	BOLT, UNION	1	
19	2H7-25873-00-00	HOSE, BRAKE 2	2	
20	2H7-25875-00-00	HOLDER, BRKE HOSE 1	1	
21	2H7-25876-00-00	HOLDER, BRKE HOSE 2	1	
22	(2H7-26399-00-00)	GUIDE, CABLE	1	
23	2H7-23317-00-00	HOLDER, CABLE	1	
24	98516-06012-00	SCREW, PAN HEAD	2	
25	92906-06600-00	WASHER	2	
26	90461-08031-00	CLAMP	2	
27	98580-06012-00	SCREW, PAN HEAD	2	
28	92995-06100-00	WASHER, SPRING	2	

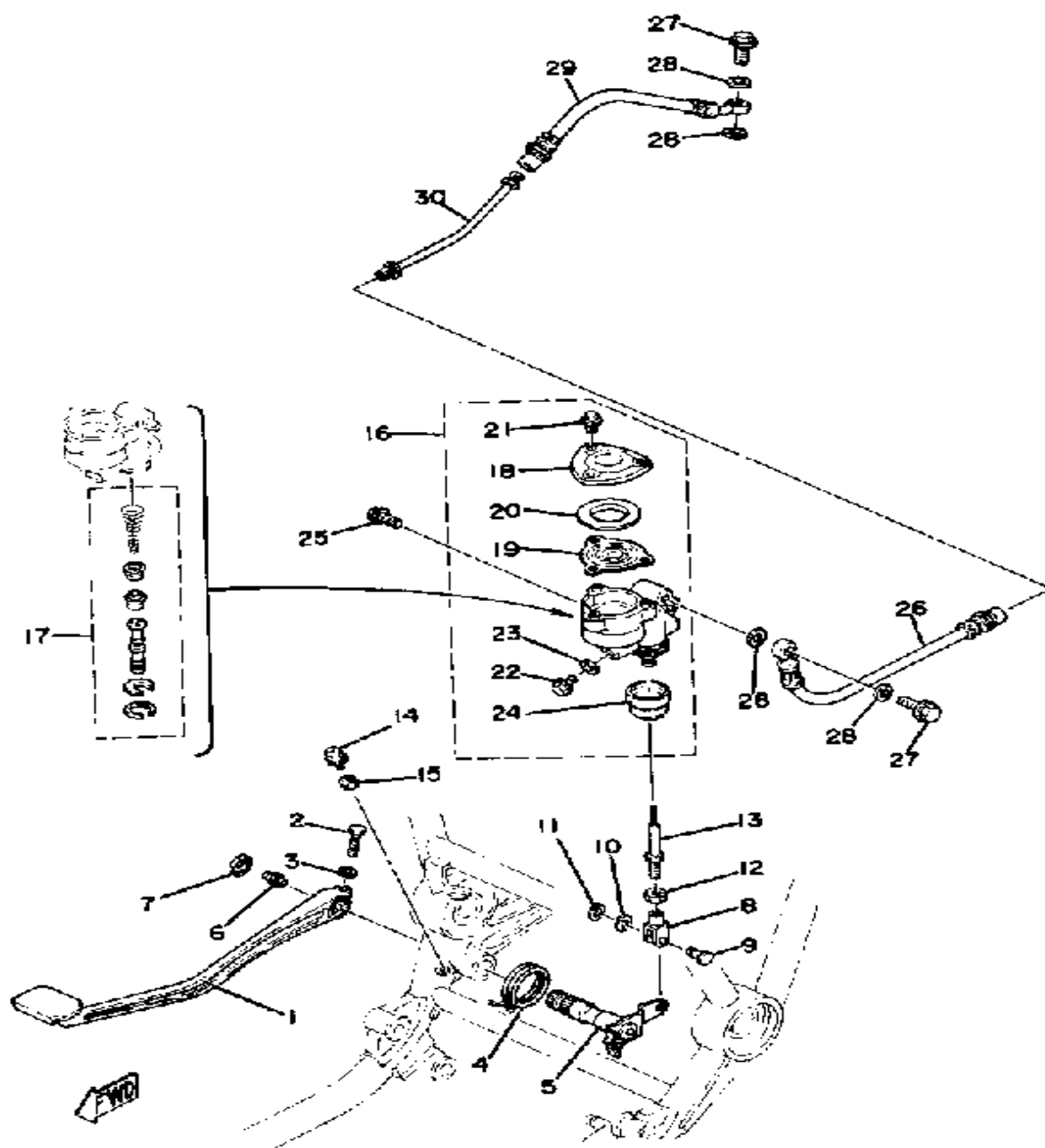
CONTINUED ON NEXT FRAME ►

# FRONT MASTER CYLINDER-BRAKE HOSE



Ref. No.	Part Number	Description	Qty	Remarks
29	1T5-26372-00-00	COVER, HANDLE LEVER	1	
30	2H7-83922-20-00	LEVER R	1	LOW GLOSS BLK
31	90149-06131-00	SCREW	1	
32	90170-06010-00	NUT	1	
33	90501-10510-00	SPRING, COMPRESSION	1	
34	90109-06465-00	BOLT	1	
35	90386-08094-00	BUSH, SPEC'L NYLON	1	
36	95601-06100-00	NUT, U	1	
37	1A0-83980-30-00	STOP SWITCH ASSEMBLY	1	

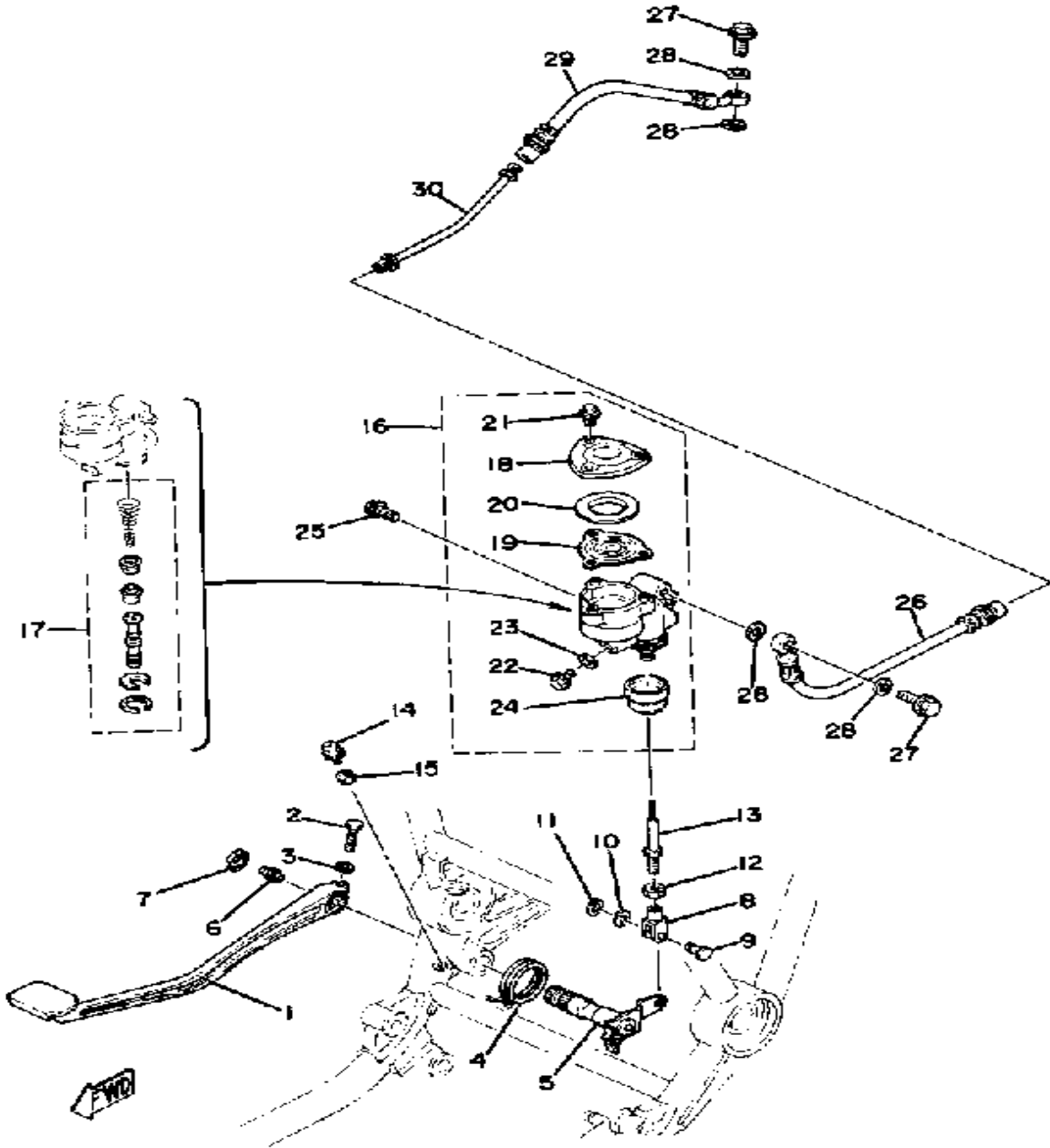
# BRAKE PEDAL-REAR MASTER CYLINDER



Ref. No.	Part Number	Description	Qty	Remarks
1	(2H7-27211-00-93)	PEDAL, BRAKE	1	
2	90109-06468-00	BOLT	1	
3	92995-06100-00	WASHER, SPRING	1	
4	90508-45363-00	SPRING, TORSION	1	
5	(2H7-27212-00-00)	SHAFT, BRAKE PEDAL	1	
6	93700-06M03-00	NIPPLE, GREASE	1	
7	90480-07226-00	GROMMET	1	
8	1J3-27222-01-00	JOINT	1	
9	90249-08124-00	PIN, SPEC'L SHAPE	1	
10	90201-08083-00	WASHER, PLATE	1	
11	99009-06600-00	CIRCLIP	1	
12	95303-08700-00	NUT	1	
13	1J7-27231-00-00	ROD, BRAKE	1	
14	90153-06008-00	SCREW, HEXAGON	1	
15	90170-06184-00	NUT, HEXAGON	1	
16	2H7-25850-51-00	MSTR CYLINDER ASSEMBLY	1	
17	2H7-W0042-00-00	. CYLINDER KIT, MASTER	1	
18	1J3-25852-52-00	. CAP, RESERVOIR	1	
19	1J3-25854-51-00	. DIAPHRAGM RESERVOR	1	
20	1J3-25855-51-00	. BUSH, DIAPHRAGM	1	
21	90153-05014-00	. SCREW, HEXAGON	3	
22	90153-10015-00	. SCREW, hexagon	1	
23	90201-10610-00	. WASHER, plate	1	
24	1J3-25862-50-00	. BOOT, MASTER CYLINDER	1	
25	90105-08109-00	BOLT, washer based	2	M8-20L
26	2H7-25874-01-00	HOSE, BRAKE	1	
27	90401-10034-00	BOLT, UNION	2	
28	90201-10118-00	WASHER, PLATE	4	
29	2H7-25874-50-00	HOSE, BRAKE	1	

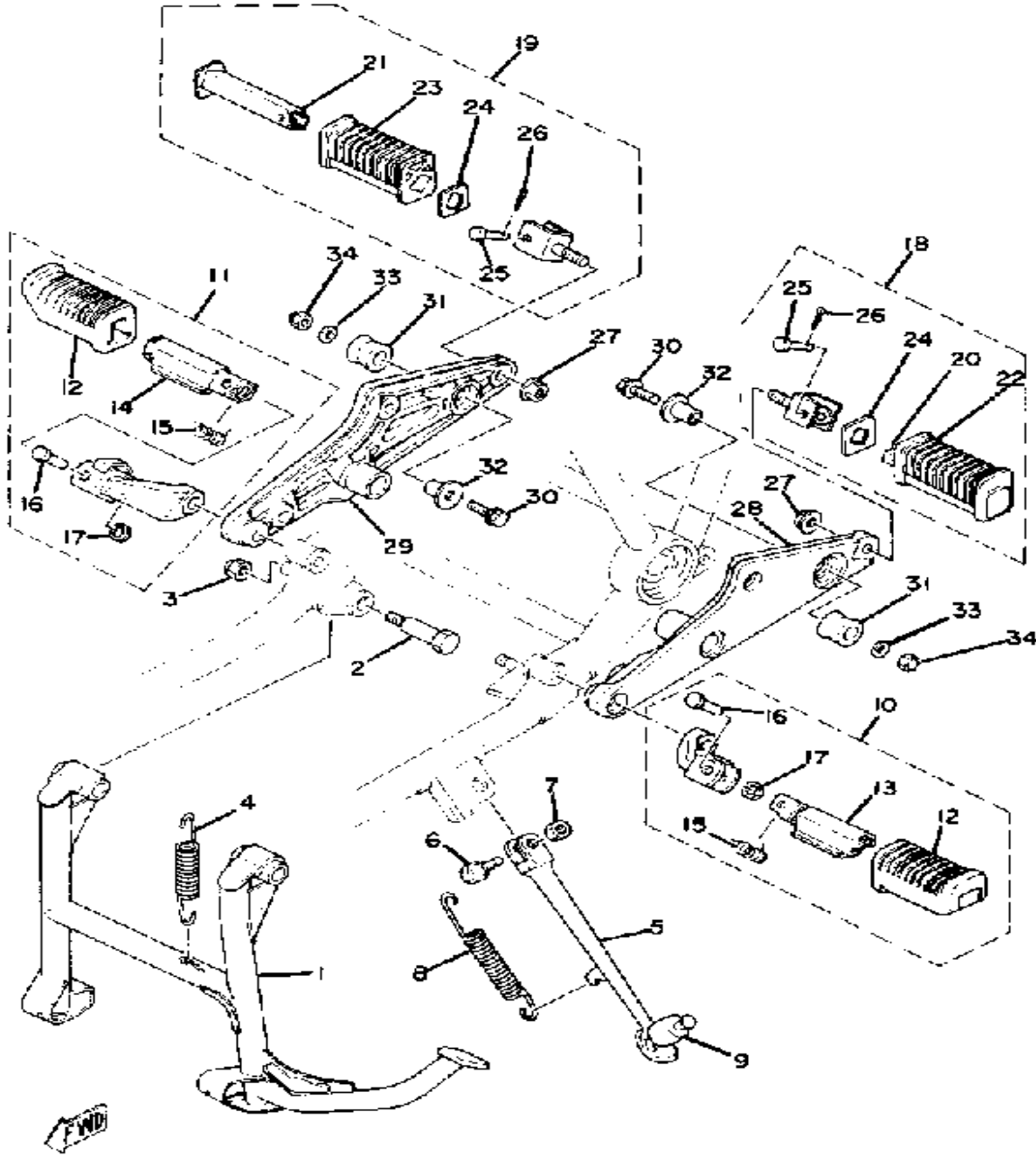
CONTINUED ON NEXT FRAME ➤

# BRAKE PEDAL-REAR MASTER CYLINDER



Ref. No.	Part Number	Description	Qty	Remarks
30	2H7-25871-00-00	PIPE, BRAKE .....	1	

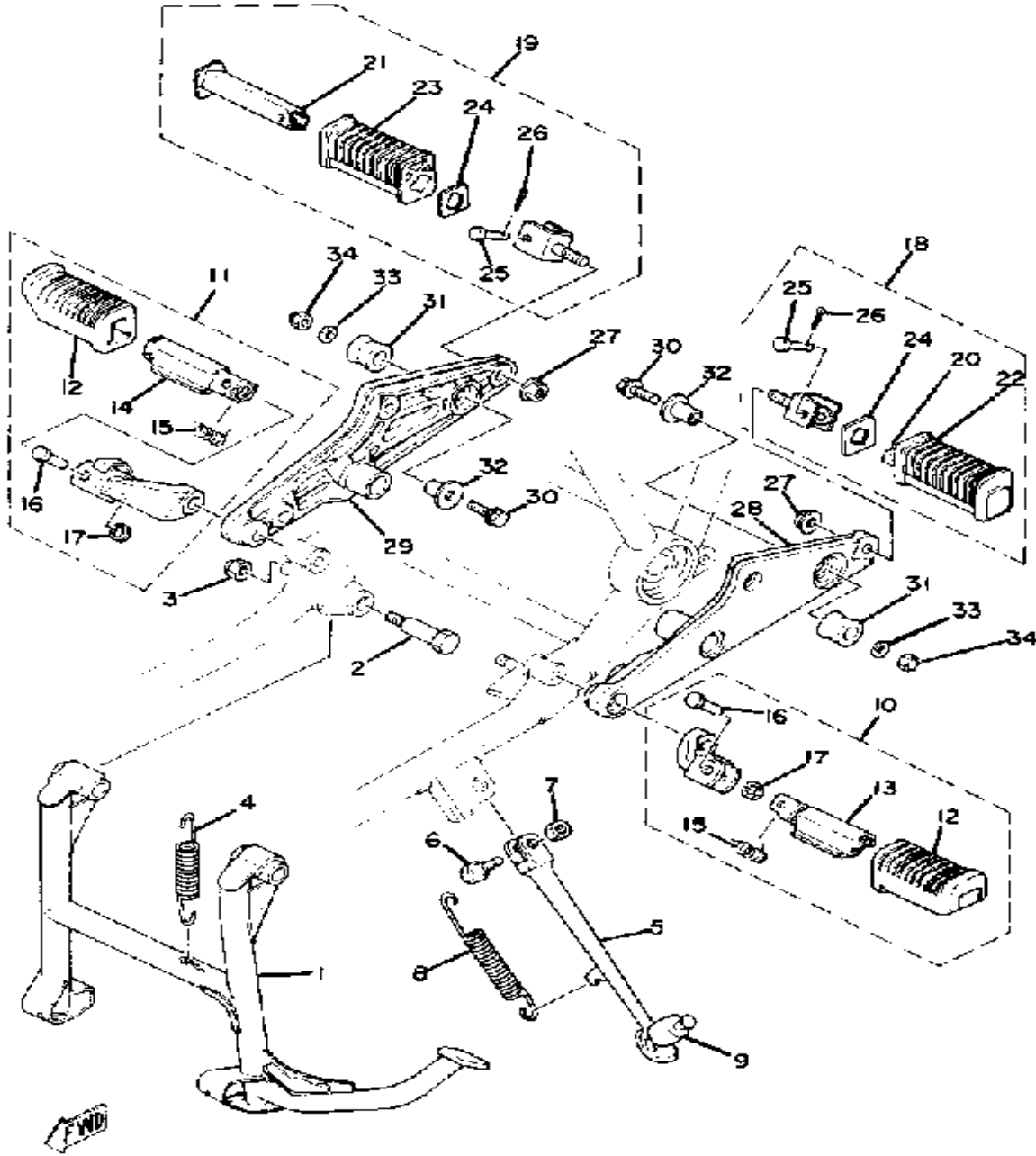
# STAND-FOOTREST



Ref. No.	Part Number	Description	Qty	Remarks
1	2H7-27111-00-00	STAND, MAIN	1	
2	90109-10440-00	BOLT	2	
3	95601-10100-00	NUT, U (95602-10100-00)	2	
4	90506-45199-00	SPRING, TENSION	1	
5	2H7-27311-00-00	STAND, SIDE	1	
6	90109-103A1-00	BOLT	1	
7	95303-10700-00	NUT	1	
8	90506-28146-00	SPRING, TENSION	1	
9	2H7-27314-00-00	STOPPER	1	
10	2H7-27410-00-00	FRT FOOTREST ASSEMBLY L (L.H.)	1	
11	2H7-27420-00-00	FRT FOOTREST ASSEMBLY R (R.H.)	1	
12	4L0-27423-00-00	. COVER, FOOTREST	2	
13	3CK-27451-00-00	. FOOTREST	1	
14	3N6-27461-00-00	. FOOTREST	1	
15	90508-20023-00	. SPRING, TORSION	2	
16	90243-08006-00	. PIN	2	
17	90201-06042-00	. WASHER, PLATE	2	
18	2H7-27430-00-00	RR FOOTREST ASSEMBLY 1	1	
19	2H7-27440-00-00	RR FOOTREST ASSEMBLY 2	1	
20	447-27431-00-00	. FOOTREST, REAR 1	1	
21	447-27441-00-00	. FOOTREST, REAR 2	1	
22	1J7-27433-00-00	. COVER, RR FOOTREST	1	
23	1J7-27444-00-00	. COVER, RR FOOTREST	1	
24	90209-18070-00	. WASHER, SPECL SHAP	2	
25	91701-06035-00	. PIN, CLEVIS	2	
26	91490-16020-00	. PIN, COTTER	2	
27	90179-10247-00	NUT	2	

CONTINUED ON NEXT FRAME ►

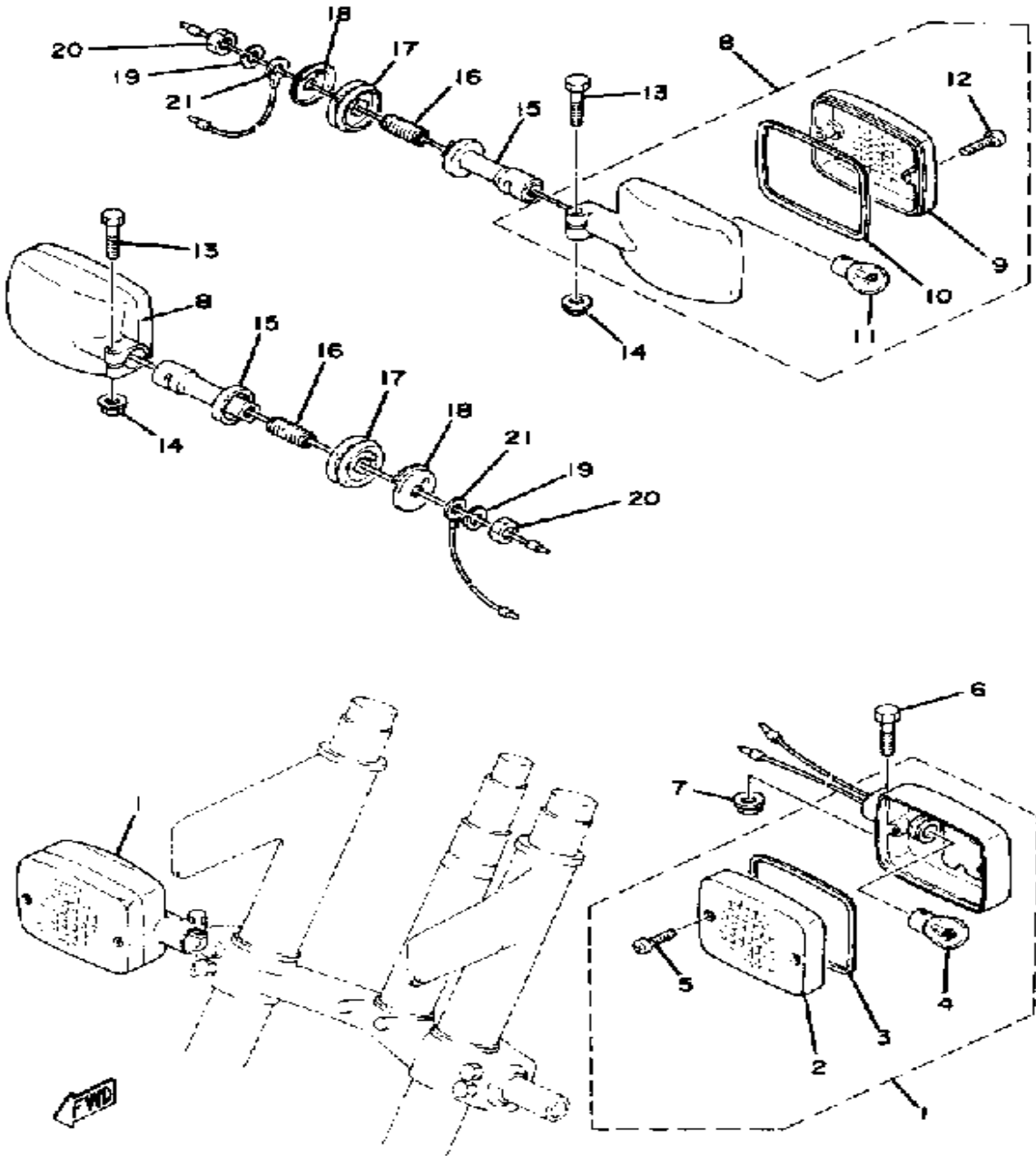
# STAND-FOOTREST



Ref. No.	Part Number	Description	Qty	Remarks
28	2H9-27442-00-00	BRACKET 2 .....	1	
29	(2H9-27443-00-00)	BRACKET 3 .....	1	
30	90105-10108-00	BOLT, WASHER BASED .....	2	
31	2H7-27414-00-00	DAMPER, FOOTREST .....	2	
32	90387-10636-00	COLLAR .....	2	
33	92990-10200-00	WASHER, PLAIN .....	2	
34	95303-10800-00	NUT (CROWN) (92803-10700) .	2	

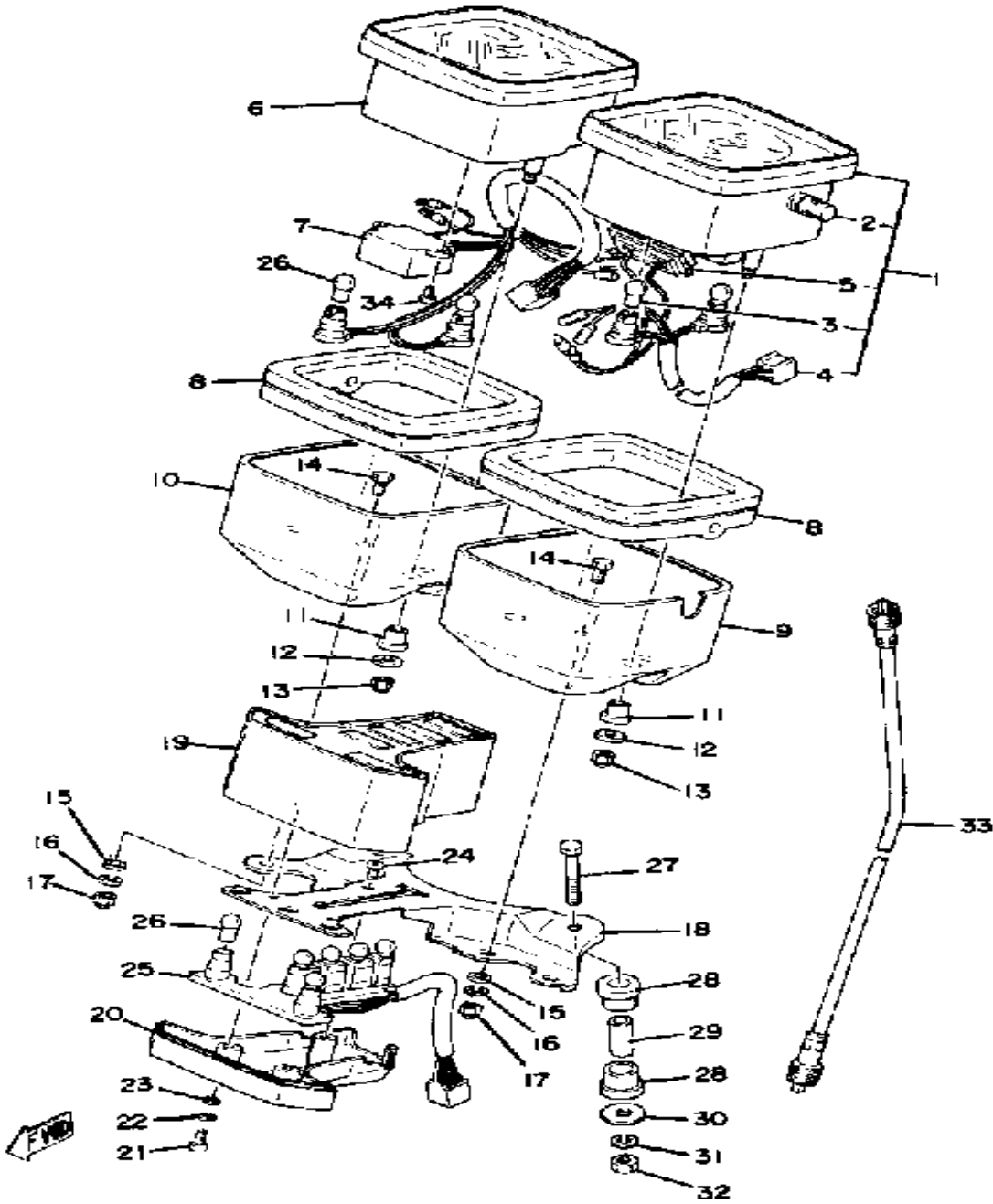


# FLASHER LIGHT



Ref. No.	Part Number	Description	Qty	Remarks
1	2H7-83310-70-00	FRT FLSHR LITE ASSEMBLY	2	
2	2H7-83312-00-00	. LENS, FLASHER	2	
3	2H7-83313-00-00	. GASKET, FLSHR LENS	2	
4	2H7-83333-00-00	. SCREW, LENS FITTING	4	
5	2H7-83333-00-00	. SCREW, LENS FITTING	4	
6	97021-06030-00	BOLT	2	
7	95701-06500-00	NUT, FLANGE	2	
8	2H7-83330-70-00	R FLSHR LITE ASSEMBLY	2	
9	2H7-83312-00-00	. LENS, FLASHER	2	
10	2H7-83313-00-00	. GASKET, FLSHR LENS	2	
11	256-83311-70-XX	. BULB, TS 12V27W	2	
12	2H7-83333-00-00	. SCREW, LENS FITTING	4	
13	97021-06030-00	BOLT	2	
14	95701-06500-00	NUT, FLANGE	2	
15	2H7-83318-00-00	STAY, FLASHER 1	2	
16	2H7-83325-00-00	BLT, FLSHR STY FTNG	2	
17	1E6-83321-00-00	DAMPER, FLASHER 1	2	
18	90209-10172-00	WASHER, SPEC'L SHAP	2	
19	92990-10100-00	WASHER, SPRING	2	
20	90170-10227-00	NUT, HEXAGON	2	
21	3FU-83364-00-00	WIRE, EARTH LEAD 1	2	

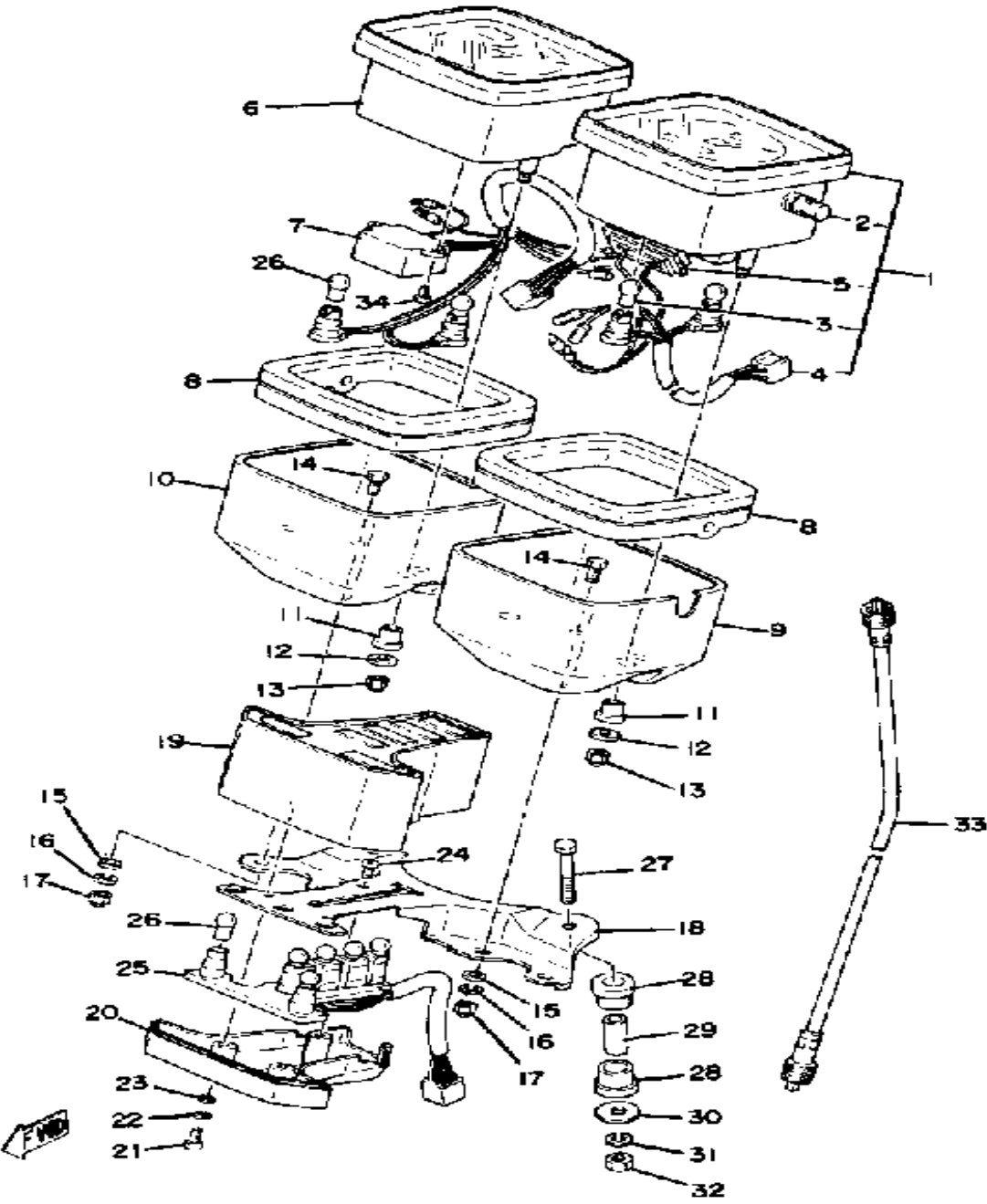
# SPEEDOMETER-TACHOMETER



Ref. No.	Part Number	Description	Qty	Remarks
1	2H7-83570-A0-00	SPEEDOMETER ASSEMBLY ..	1	FOR U.S.A.
2	1E6-83578-60-00	. KNOB, TRIP METER .....	1	
3	123-83516-21-00	. BULB (12V-3.4W) .....	2	
4	(2H7-83536-00-00)	SOCKET, METER .....	1	
5	2H7-83556-00-00	. SENDER .....	1	
6	2H7-83540-01-00	TACHOMETER ASSEMBLY ...	1	
7	2H7-85755-01-00	REGULATOR, FL METER .....	1	
8	2H7-83513-01-00	DAMPER .....	2	
9	2H7-83507-00-00	COVER, SPEEDOMETER .....	1	
10	2H7-83508-00-00	COVER, TACHOMETER .....	1	
11	584-83523-00-00	DAMPER .....	4	
12	92990-05200-00	WASHER, PLAIN .....	4	
13	95303-05800-00	NUT (CROWN) .....	4	
14	584-83546-00-00	BOLT .....	4	
15	92990-06200-00	WASHER .....	4	
16	92995-06100-00	WASHER, SPRING .....	4	
17	95303-06800-00	NUT (CROWN) .....	4	
18	2H7-83519-00-00	BRACKET, METER .....	1	
19	2H9-83568-00-00	PILOT BOX, UPPER .....	1	
20	(2H7-83569-00-00)	PILOT BOX, LOWER .....	1	
21	98506-04018-00	SCREW, PAN HEAD .....	2	
22	92906-04100-00	WASHER, SPRING .....	2	
23	92906-04600-00	WASHER, PLATE .....	2	
24	98580-05010-00	SCREW, PAN HEAD .....	1	
25	2H7-83509-01-00	SOCKET CORD ASSEMBLY ..	1	
26	123-83516-21-00	BULB (12V-3.4W) .....	8	
27	97006-06040-00	BOLT .....	2	
28	584-83541-00-00	DAMPER .....	4	
29	90387-06249-00	COLLAR .....	2	

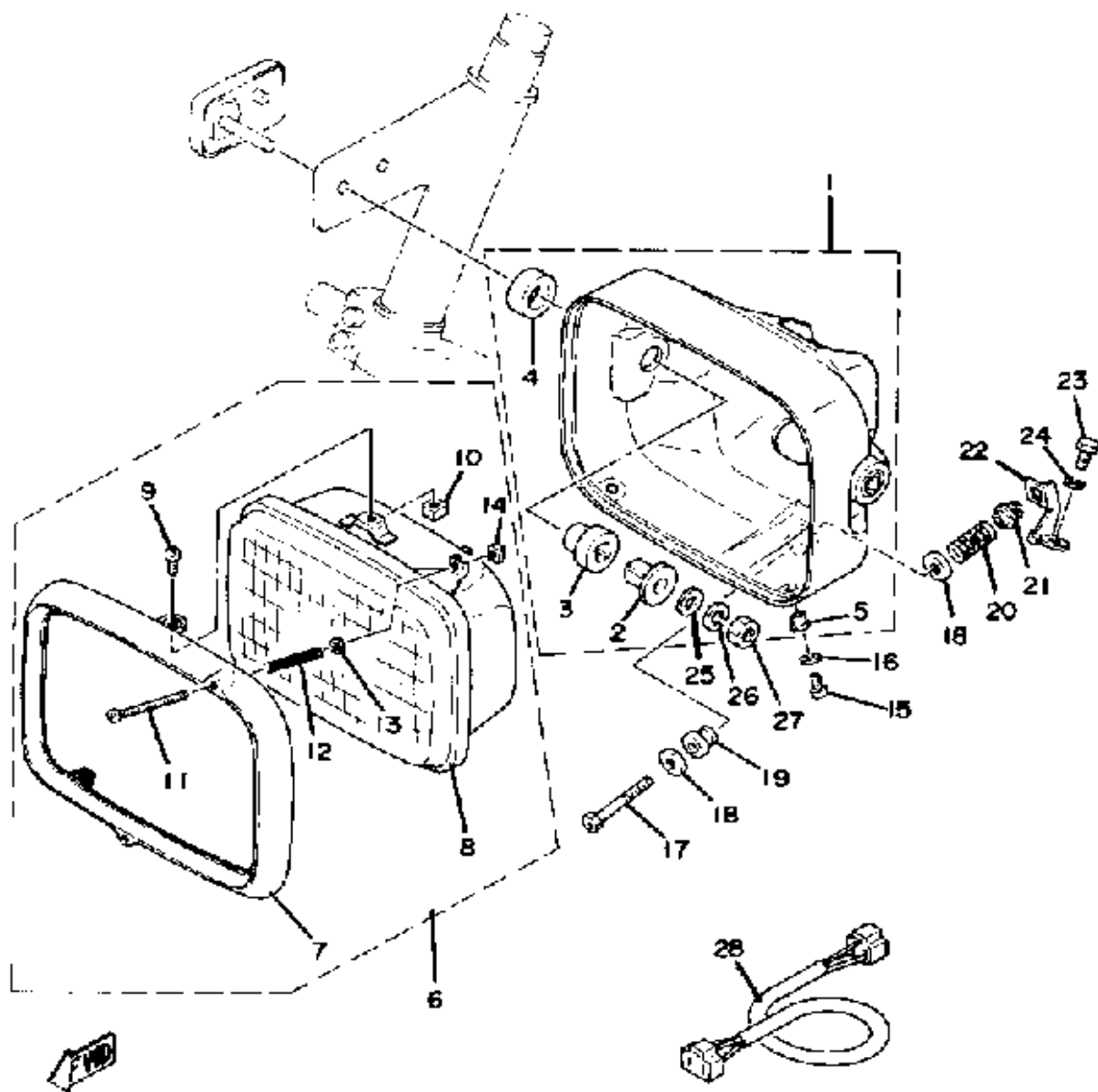
CONTINUED ON NEXT FRAME ➤

# SPEEDOMETER-TACHOMETER



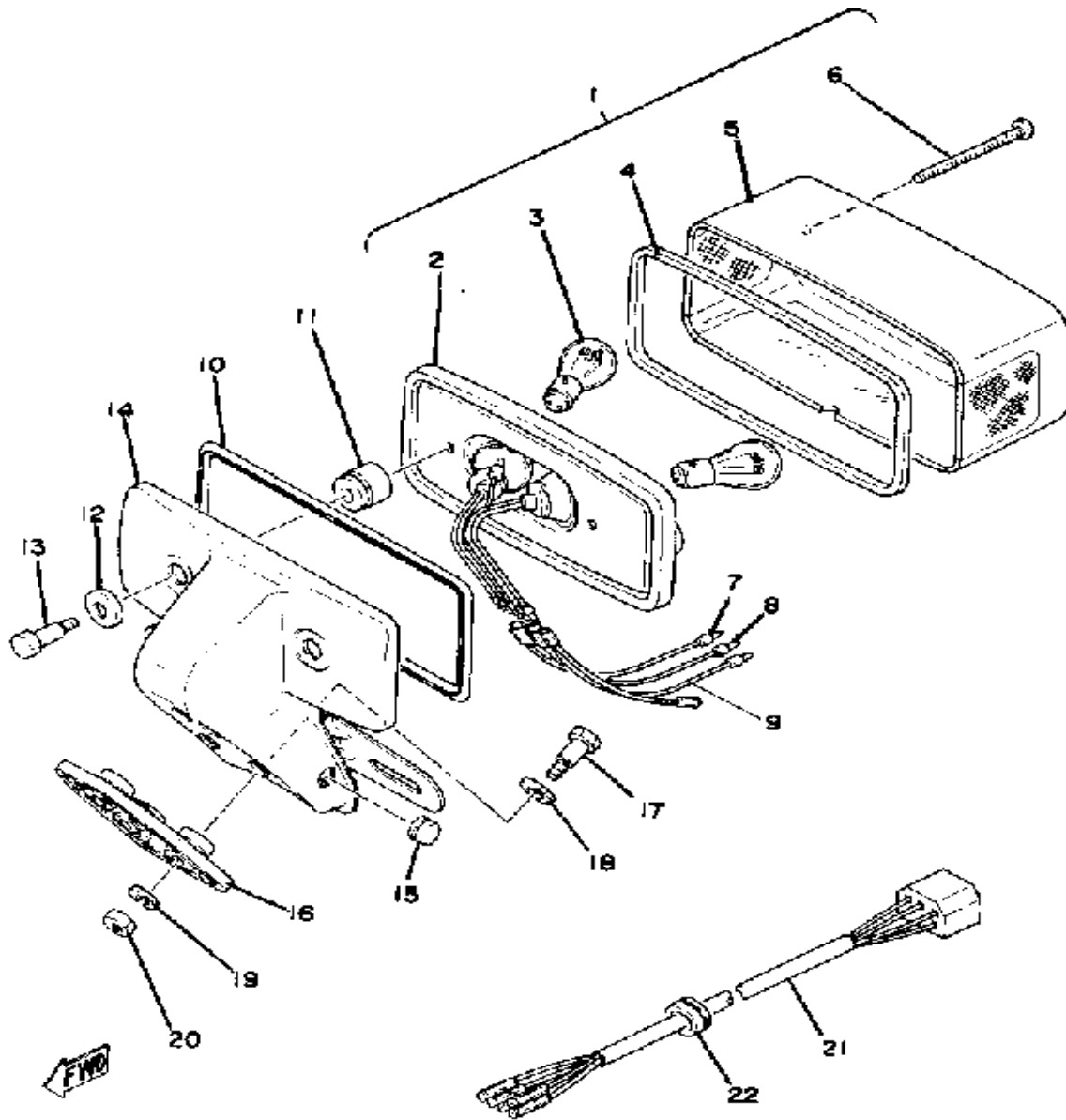
Ref. No.	Part Number	Description	Qty	Remarks
30	90201-06067-00	WASHER, PLATE .....	2	
31	92995-06100-00	WASHER, SPRING .....	2	
32	95380-06600-00	NUT .....	2	
33	34X-83550-01-00	SPEEDOMETER CABLE ASSEMBLY .....	1	
34	98580-03008-00	SCREW, PAN HEAD .....	2	

# HEADLIGHT



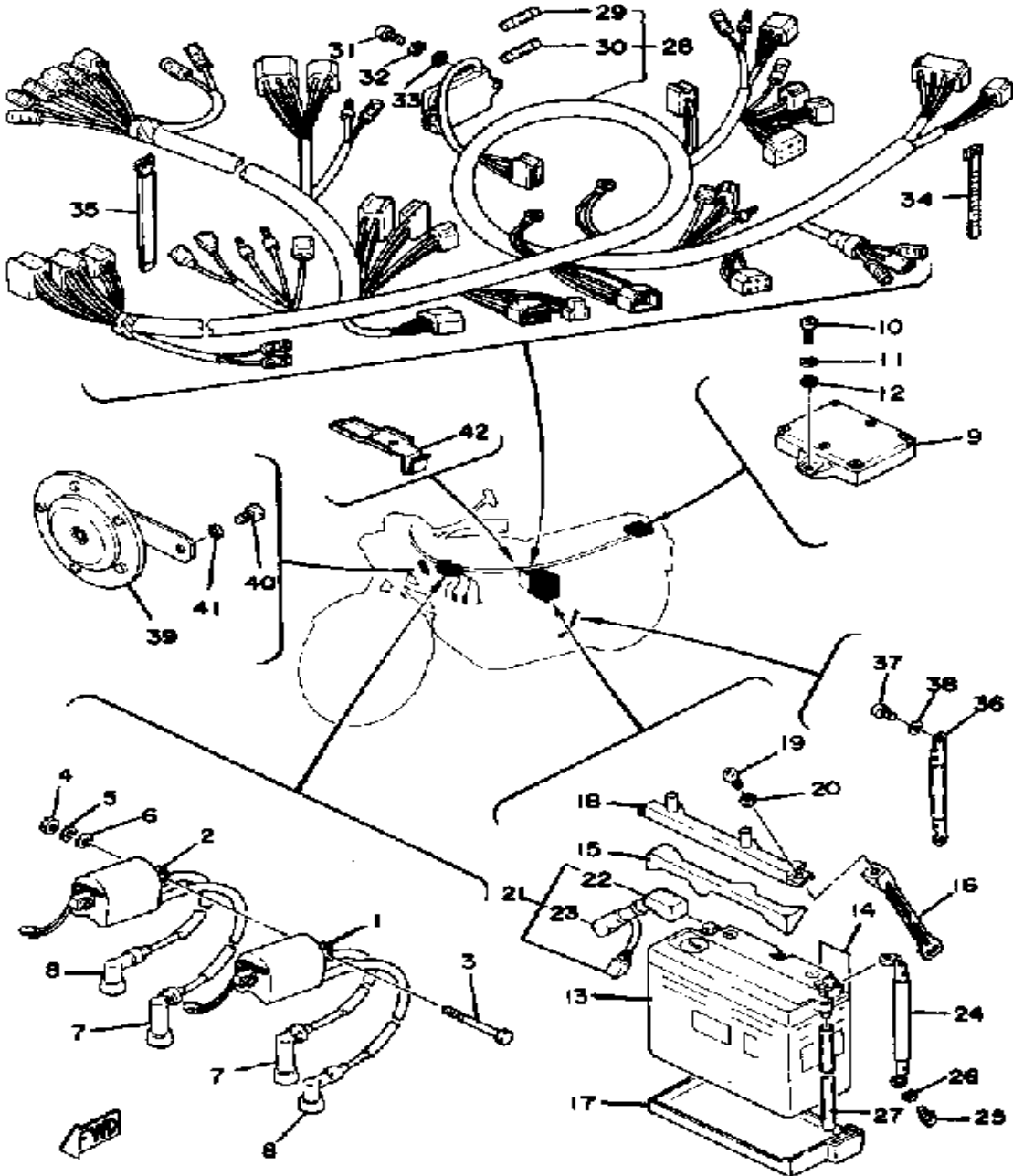
Ref. No.	Part Number	Description	Qty	Remarks
1	2H7-84330-00-98	BODY ASSEMBLY .....	1	LOW GLOSS BLK
2	2H7-84338-00-00	. COLLAR, BODY FTNG .....	2	
3	2H7-84366-00-00	. DAMPER, HEADLIGHT 1 .....	2	
4	2H7-84367-00-00	. DAMPER, HEADLIGHT 2 .....	2	
5	1L9-84327-60-00	. WASHER, SPECIAL .....	2	
6	UNA-VAILA-BL-EI 0 0	.....		
7	2H7-84315-00-00	. RIM, HEADLIGHT .....	1	
8	2H7-84320-60-00	. LENS ASSEMBLY .....	1	
9	98580-05012-00	. SCREW, PAN HEAD .....	1	
10	2H7-84317-00-00	. NUT .....	1	
11	1NN-84131-10-00	. SCREW, RIM ADJUSTER .....	2	
12	1U4-84332-40-00	. SPRING, SCREW .....	2	
13	92901-04600-00	. WASHER, PLATE .....	2	
14	1L9-84334-60-00	. NUT, ADJUSTING .....	2	
15	98580-05016-00	SCREW, PAN HEAD .....	2	
16	92990-05100-00	WASHER, SPRING .....	2	
17	2H7-84337-00-00	BOLT, SPECIAL .....	1	
18	2H7-84327-00-00	WASHER, SPECIAL .....	2	
19	2H7-84354-00-00	GROMMET .....	1	
20	2H7-84335-00-00	SPRING .....	1	
21	2H7-84334-00-00	NUT, ADJUSTING .....	1	
22	2H7-84318-00-00	STAY, HEADLIGHT 1 .....	1	
23	97313-06016-00	BOLT, HEXAGON .....	1	
24	92995-06100-00	WASHER, SPRING .....	1	
25	92990-08200-00	WASHER, PLAIN .....	2	
26	92990-08100-00	WASHER .....	2	
27	95333-08600-00	NUT .....	2	
28	2H7-84359-00-00	CORD, HEADLIGHT .....	1	

# TAILLIGHT



Ref. No.	Part Number	Description	Qty	Remarks
1	2A2-84710-60-00	TAILLIGHT UNIT ASSEMBLY ..	1	
2	(1A0-84711-60-00)	BASE, TAILLIGHT .....	1	
3	256-84714-61-00	. BULB (12V-27/8W) .....	2	
4	1A0-84723-60-00	. GASKET, TAIL LENS .....	1	
5	1A0-84721-60-00	. LENS, TAILLIGHT .....	1	
6	98580-04055-00	. SCREW, LENS FITTING .....	2	
7	(2H7-84717-10-00)	CORD, TAILLIGHT .....	1	BLUE
8	(2H7-84717-20-00)	CORD, TAILLIGHT .....	1	YELLOW
9	(2H7-84717-30-00)	CORD, TAILLIGHT .....	1	BLACK
10	(2H7-84742-00-00)	SEAT, BASE .....	1	
11	2H7-84753-00-00	DAMPER .....	2	
12	2H7-84754-00-00	WASHER, SPECIAL .....	2	
13	2H7-84752-00-00	BOLT, FITTING .....	2	
14	2H7-84751-00-93	BRACKET, LICENSE .....	1	
15	(2H7-84759-00-00)	GROMMET .....	2	
16	2H7-84736-00-00	DAMPER, TAIL .....	1	
17	90109-06021-00	BOLT (248-84552-00) .....	3	
18	92901-08600-00	WASHER .....	3	
19	92995-06100-00	WASHER, SPRING .....	3	
20	95380-06600-00	NUT .....	3	
21	(2H7-84717-00-00)	CORD, TAILLIGHT .....	1	
22	90480-15061-00	GROMMET .....	1	

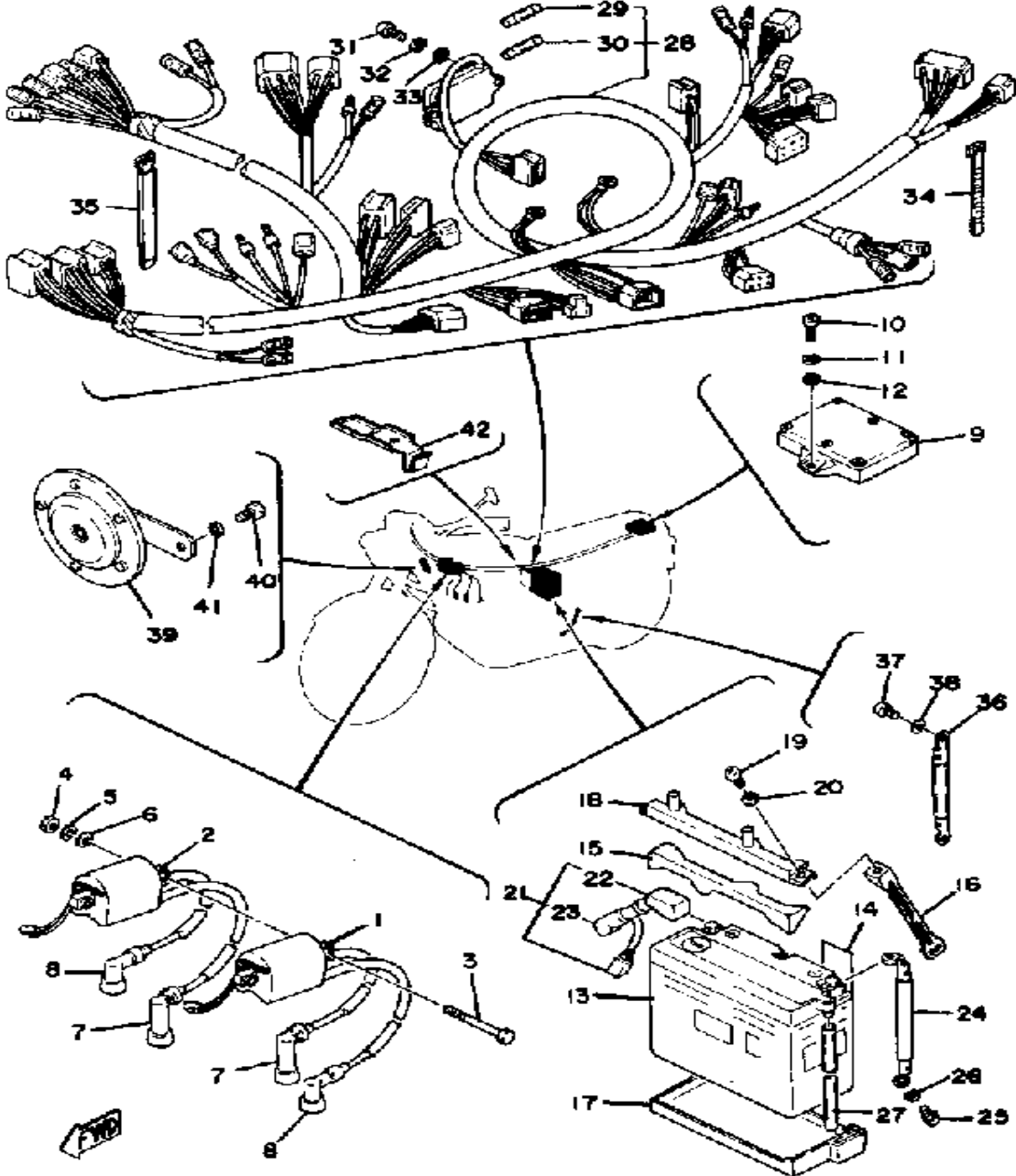
# IGNITION COIL BATTERY-WIRE HARNES



Ref. No.	Part Number	Description	Qty	Remarks
1	2H7-82310-60-00	IGNITION COIL ASSEMBLY ...	1	
2	2H7-82320-60-00	IGNITION COIL ASSEMBLY ...	1	
3	97023-06085-00	BOLT (36E) .....	2	
4	95380-06600-00	NUT .....	2	
5	92995-06100-00	WASHER, SPRING .....	2	
6	92990-06200-00	WASHER .....	2	
7	1J7-82370-00-00	PLUG CAP ASSEMBLY .....	2	
8	256-82370-00-00	PLUG CAP ASSEMBLY .....	2	
9	2H7-82305-10-00	IGNITOR UNIT ASSEMBLY 1 ..	1	
10	98580-06018-00	SCREW, PAN HEAD .....	2	
11	92995-06100-00	WASHER, SPRING .....	2	
12	92901-06600-00	WASHER .....	2	
13	BTG-GM18Z-3A-S0	GS GM18Z-3AS .....	1	G.S. GM18Z-3A
14	118-82141-09-00	LABEL, BATTERY .....	1	
15	2H7-82121-00-00	PAD, BATTERY .....	1	
16	2H7-82124-00-00	BAND, BATTERY .....	1	
17	2H7-82122-01-00	SEAT, BATTERY .....	1	
18	(2H7-82136-00-00)	PLATE, BATT FITTING .....	1	
19	98580-06018-00	SCREW, PAN HEAD .....	1	
20	92995-06100-00	WASHER, SPRING .....	1	
21	2H7-82115-00-00	WIRE, PLUS LEAD .....	1	
22	(1J7-82119-00-00)	COVER, LEAD WIRE .....	1	
23	2H7-82119-00-00	. COVER, LEAD WIRE .....	1	
24	2H7-82116-00-00	WIRE, MINUS LEAD .....	1	
25	98580-06012-00	SCREW, PAN HEAD .....	1	
26	92995-06100-00	WASHER, SPRING .....	1	
27	90445-08336-00	HOSE .....	1	
28	2H7-82590-50-00	WIRE HARNESS ASSEMBLY ..	1	
29	1A0-82161-00-00	. FUSE (20A) (148-82151-00-00)	2	

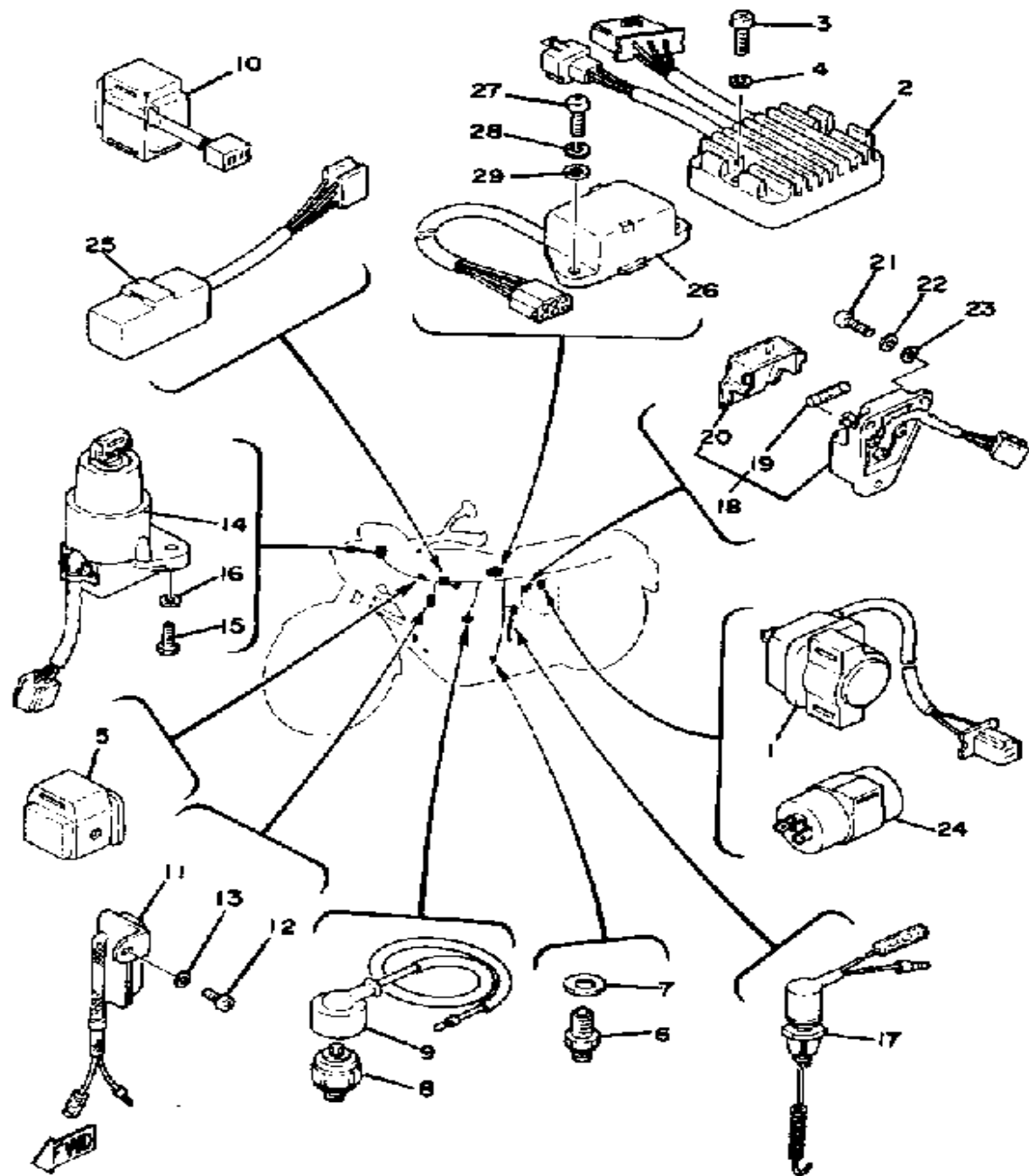
CONTINUED ON NEXT FRAME ►

# IGNITION COIL BATTERY-WIRE HARNES



Ref. No.	Part Number	Description	Qty	Remarks
30	116-82151-00-00	FUSE (10A)	4	
31	98580-05016-00	SCREW, PAN HEAD	2	
32	92990-05100-00	WASHER, SPRING	2	
33	92901-05600-00	WASHER, PLATE	1	
34	25G-83936-01-00	BAND, SWITCH CORD	4	
35	341-26397-01-00	BAND	3	
36	2H7-82519-00-00	WIRE, EARTH LEAD	1	
37	98580-06012-00	SCREW, PAN HEAD	1	
38	92995-06100-00	WASHER, SPRING	1	
39	1J7-83371-22-00	HORN	1	
40	97313-08012-00	BOLT	1	
41	92990-08100-00	WASHER	1	
42	(90465-10133-00)	CLAMP	1	

# SWITCHES-RELAYS

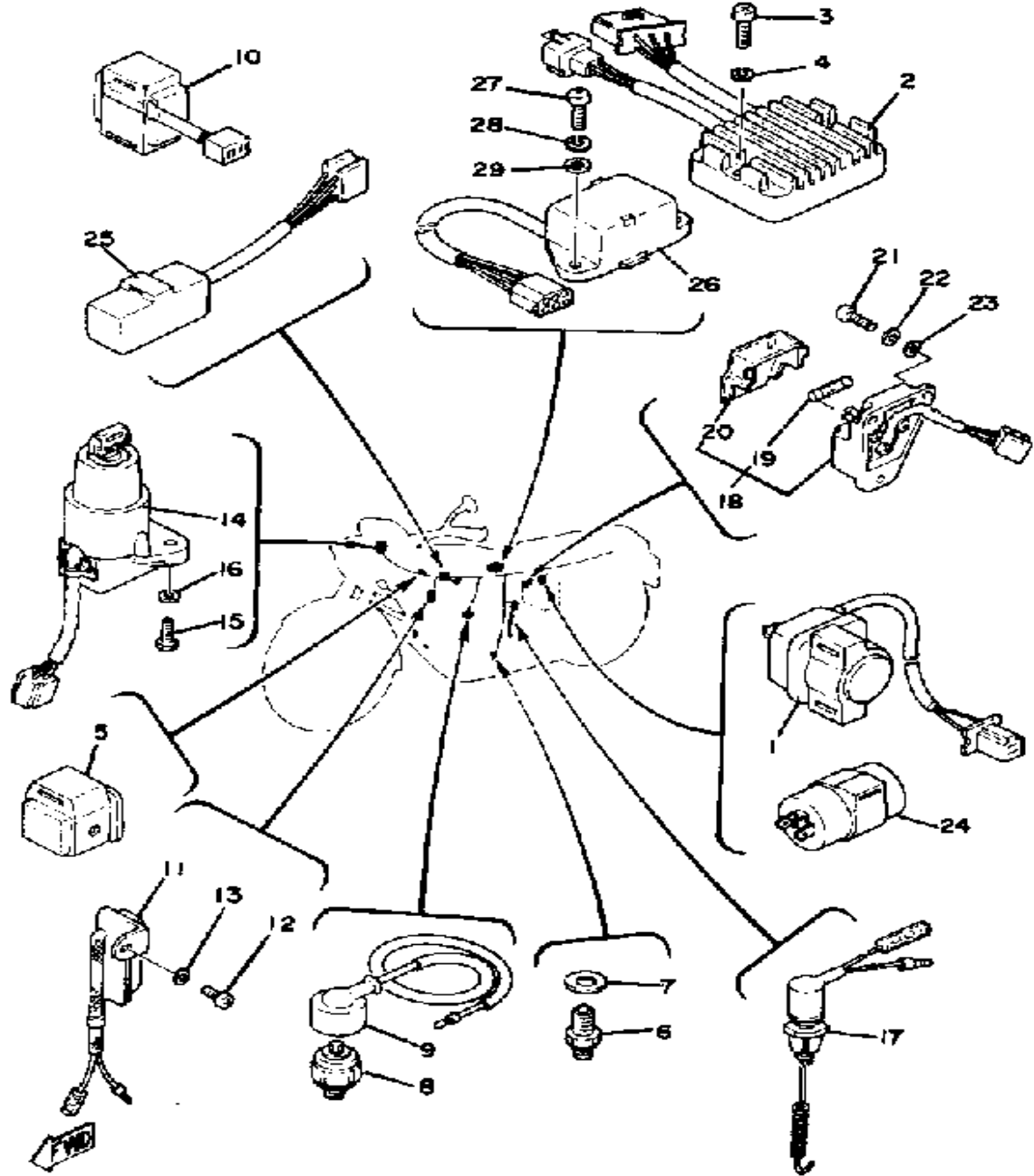


Ref. No.	Part Number	Description	Qty	Remarks
1	1J7-81940-10-00	STARTER SWITCH ASSEMBLY	1	
2	1T4-81960-A0-00	RECTIFIER/REG ASSEMBLY ..	1	
3	98580-06030-00	SCREW PAN HEAD .....	2	
4	92995-06100-00	WASHER, SPRING .....	2	
5	360-81950-10-00	RELAY ASSEMBLY .....	1	
6	2H7-82540-00-00	NEUTRAL SWITCH ASSEMBLY	1	
7	90430-10171-00	GASKET .....	1	
8	341-82504-02-00	OIL PRESSURE SWITCH ASS'Y .....	1	
9	2H7-82507-00-00	WIRE, LEAD .....	1	
10	2H7-82576-00-00	EMERGENCY STOP SWITCH ASS'Y .....	1	
11	2H7-85370-01-00	RESISTOR ASSEMBLY .....	1	
12	98580-06012-00	SCREW, PAN HEAD .....	1	
13	92995-06100-00	WASHER, SPRING .....	1	
14	2H7-82508-50-00	MAIN SWITCH ASSEMBLY ...	1	
15	97313-06016-00	BOLT, HEXAGON .....	2	
16	92901-06600-00	WASHER .....	2	
17	1J7-82530-02-00	STOP SWITCH .....	1	
18	2H7-81920-00-00	TERMINAL ASSEMBLY .....	1	
19	116-82151-00-00	. FUSE (10A) .....	1	
20	(2H7-81916-00-00)	COVER, TERMINAL .....	1	
21	98580-05016-00	SCREW, PAN HEAD .....	3	
22	92990-05100-00	WASHER, SPRING .....	3	
23	92901-05600-00	WASHER, PLATE .....	3	
24	2F0-83350-70-00	FLASHER RELAY ASSEMBLY .	1	
25	1A0-83395-03-00	FLASHER CANCL UNIT .....	1	
26	2F9-84308-00-00	RSRV LTNG UNIT ASSEMBLY .	1	
27	98580-06018-00	SCREW, PAN HEAD .....	2	

CONTINUED ON NEXT FRAME ►



# SWITCHES-RELAYS



Ref. No.	Part Number	Description	Qty	Remarks
28	92995-06100-00	WASHER, SPRING .....	2	
29	92901-06600-00	WASHER .....	2	

# TOP END GASKET KIT

Ref. No.	Part Number	Description	Qty	Remarks
29	(3H5-W0001-90-00)	GASKET KIT XS11 0 .....	1	
	1J7-11138-00-00	PLUG .....	2	
	1J7-12119-01-00	SEAL, VALVE STEM .....	8	
	2H7-11181-02-00	GASKET, CYLINDER HEAD 1 .	1	
	2H7-11193-00-00	GASKET, HD.COVER 1 .....	1	
	2H7-11351-01-00	GASKET, CYLINDER .....	1	
	2H7-12213-00-00	GASKET, TENSNR CASE ....	1	
	4BE-14613-00-00	GASKET, EXHAUST PIPE ....	4	
	90430-10171-00	GASKET .....	4	
	93210-06632-00	O-RING .....	1	
	93210-77363-00	O-RING .....	4	

# XS1100E 1978 SERVICE DATA

## MOTORCYCLE M7-066

<b>MODEL — IBM I.D. NUMBER</b>	XS1100E — 2H7
Initial Engine Number/Frame Number	2H7-000101 / 2H7-000101
Basic Color(s)	Macho Maroon
<b>ENGINE TYPE</b>	4-stroke, air-cooled, DOHC, transverse, four
Bore/Stroke/Number Cylinders/Displacement (cc)	71.5mm / 68.6mm / 4 / 1101cc
Compression Ratio/Compression Pressure min.~max.	9.2:1 / N/A
Piston Skirt Clearance new/max.	0.040 ~ 0.045mm / 0.1mm
Ring End Gap top/2nd/3rd	0.2 ~ 0.4mm / same / 0.2 ~ 0.9mm
Valve Clearance (cold) Intake/Exhaust	0.16 ~ 0.20mm / 0.21 ~ 0.25mm
Oil Pressure hot/rpm	3 kg/cm <sup>2</sup> @ 102°C / 55mph - 5th gear
Oil Tank or Engine Sump Capacity	See Service notes on page 2
<b>AUTOLUBE — Min. stroke/Color code</b>	φ
Minimum Output @ 200 cycles	φ
Maximum Output @ 200 cycles	φ
<b>CARBURETOR — mfr./type/I.D. number</b>	Mikuni / BS3411 / 2H700
Main Jet/Pilot Jet	137.5 / 45.0
Needle Jet/Jet Needle-Clip Position	X-2 / 5GZ6-3
Slide Cutaway or Throttle Valve	135
Float Height	26 ± 1mm
Mixture Screw — turns out/idle rpm	1¼ Preset for emissions control / 1000±50
<b>SUSPENSION</b>	
Front Forks: Oil type/level/qty	10wt Fork Oil* / φ / 212cc
Gas Pressure	φ
Spring Length std	503.5mm
Monoshock: Oil type/qty	φ
Gas Pressure	φ
<b>TRANSMISSION — oil type/qty chg/qty reassemble</b>	See Service Notes on page 2
Primary drive type	Spur Gear / Silent Chain
Secondary type/teeth/chain	Shaft Drive
Clutch Friction Plate Thickness std ~ min.	3.0 ~ 2.8mm
Clutch Spring Length std ~ min.	42.8 ~ 41.8mm
Tires size (nominal pressure)	F: 3.50H19 (2.0 kg/cm <sup>2</sup> /28psi) R: 4.50H17 (2.5 kg/cm <sup>2</sup> /35psi)
<b>ELECTRICAL — System/Type</b>	AC Generator / Transistor Controlled Ignition
Maximum Output	N/A
Field Coil Color Code/Ω	Rotor: 3.5Ω ± 10% Stator: 0.4Ω ± 10%
Charging Coil Color Code/Ω	φ
Source Coil Color Code/Ω	φ
Lighting Coil Color Code/Ω	φ
Pulse Coil or Pickup Coil Color Code/Ω	Org ~ Blu / Gry ~ Blu / all: 720 ± 20%
Ignition Coil test gap Primary Ω / Secondary Ω	6mm / 1.5Ω ± 10% / 15KΩ ± 20%
Battery—model/spec. grav./chg rate x hour	GS-GM18Z-3A (12V20AH) / 1.28 / 2.0A x 10 hr.
Headlight/Taillight/Signal Rating	12V65-50W / 12V27-8W / 12V27W
Point Gap/Condenser Capacitance	φ / φ
Spark Plug Type	NGK BP6ES, or Champion N-8Y
Spark Plug Gap/Torque/Cap Ω	0.7mm / 2.0 ~ 2.5 m·kg / 5KΩ
Timing Static	See Service Manual
Dynamic	Std ("F") 10° @ 1000 rpm Adv 52° @ 4750 rpm

φ = Does Not Apply To This Model  
©YAMAHA MOTOR CORPORATION, U. S. A., BUENA PARK, CALIFORNIA

\* Available from Yamaha Parts Distributors, Inc.

11/23/77 Page 1 of 2

### ENGINE AND DRIVE LINE LUBRICATION

#### ENGINE AND TRANSMISSION

##### Capacity

Dry	4,000cc (4.2 US qt.)
Oil and Filter Change	3,500cc (3.7 US qt.)
Oil change	3,000cc (3.2 US qt.)

##### Recommended Lubricant

If temperature stays above 5°C (40°F)	SAE 20W40 SE Motor Oil (Yamalube 4)
If temperature stays below 15°C (60°F)	SAE 10W30 SE Motor Oil

#### MIDDLE GEAR CASE

Capacity	360cc (12.0 US fl. oz.) (verify level with dipstick)
----------	---

#### FINAL GEAR CASE

Capacity	300cc (10.0 US fl. oz.) (verify level with dipstick)
----------	---

#### RECOMMENDED LUBRICANT

If temperature stays above 5°C (40°F)	SAE 90 Hypoid Gear Oil GL-4
If temperature stays below 5°C (40°F)	SAE 80 Hypoid Gear Oil GL-4
All Weather Conditions	SAE 80W90 Hypoid Gear Oil G-4

#### NOTE:

The Yamaha Shaft Drive Service Manual is now available. Please contact your Yamaha District Service Representative for any questions regarding the shaft drive mechanism.

XS1100E Service Manual  
Shaft Drive Service Manual (XS750)

LIT-11616-00-81  
LIT-11616-77-01

The Shaft Drive Service Manual, while written for the XS750, contains basic service information valuable for XS1100E service. Specific data for the XS1100E will be forthcoming.

## ENGINE AND DRIVE LINE LUBRICATION

### ENGINE AND TRANSMISSION

Capacity	
Dry	4,000cc (4.2 US qt.)
Oil and Filter Change	3,500cc (3.7 US qt.)
Oil change	3,000cc (3.2 US qt.)

Recommended Lubricant	
If temperature stays above 5°C (40°F)	SAE 20W40 SE Motor Oil (Yamalube 4)
If temperature stays below 15°C (60°F)	SAE 10W30 SE Motor Oil

### MIDDLE GEAR CASE

Capacity	360cc (12.0 US fl. oz.) (verify level with dipstick)
----------	---

### FINAL GEAR CASE

Capacity	300cc (10.0 US fl. oz.) (verify level with dipstick)
----------	---

### RECOMMENDED LUBRICANT

If temperature stays above 5°C (40°F)	SAE 90 Hypoid Gear Oil GL-4
If temperature stays below 5°C (40°F)	SAE 80 Hypoid Gear Oil GL-4
All Weather Conditions	SAE 80W90 Hypoid Gear Oil G-4

#### NOTE:

The Yamaha Shaft Drive Service Manual is now available. Please contact your Yamaha District Service Representative for any questions regarding the shaft drive mechanism.

XS1100E Service Manual	LIT-11616-00-81
Shaft Drive Service Manual (XS750)	LIT-11616-77-01

The Shaft Drive Service Manual, while written for the XS750, contains basic service information valuable for XS1100E service. Specific data for the XS1100E will be forthcoming.